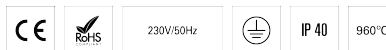


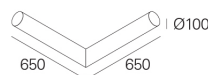
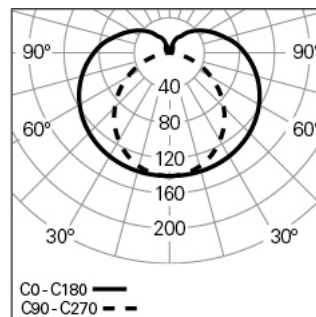
## TALEA HRZ LEFT L650W650 BLINE DALI 840 W

### TUBULAR LUMINAIRES

90753L220HW0000



#### Light distribution



L=654mm

#### PRODUCT DESCRIPTION

**Application Areas:** Offices, Hotels and residential, Public spaces, Retail, Education, Health and care

**Mounting Type:** Surface mounted, Suspended, Wall mounted

**Control Gear Included:** Yes

**Control Gear:** LED driver 220-240VAC-50/60Hz

## TALEA HRZ LEFT L650W650 BLINE DALI 840 W

#### CHARACTERISTICS

**Luminaire Type:** Straight line luminaire

**Luminaire Module:** Horizontal corner (HRZ)

**Luminaire Orientation:** Left

**Insulation Class:** I

**Ingress Protection (IP):** 40

**Ambient Temperature Range (°C):** ]-5, 25[

**Pre-wiring / Through-wiring Included:** 1,5m long transparent current supply cable

**Warranty (Years):** 5

**Current Supply Cable Entry Point:** Back

#### MATERIALS

**Body Material:** Extruded aluminium profile

**Finishing:** Epoxy polyester powder coated

**Colour:** White (W)

**Glow-wire Resistance (°C):** 960

#### OPTICAL SYSTEM

**Optical System:** bLINE - Opal diffuser

**Light Distribution:** Direct

**Beam Angle (°):** (Sem Informação)

#### TECHNICAL DATA

**Light Source:** LED

**Input Power (W):** 37

**Input Driver Voltage:** 220-240V-50/60Hz

**Power Factor (λ):** 0,96

**Luminaire Luminous Flux (lm):** 4680

**Luminaire Efficacy (lm/W):** 126

**Unified Glare Rating (UGR):** <25

**LED Lifetime - Rated Median Useful Life:** 80.000h @ L90, B10, Ta 25°C

**CCT - Correlated Colour Temperature (K):** 4000

**Colour Rendering Index (CRI):** >80

**Chromaticity Tolerance (MacAdam step):** <3

**LED Module Forward Voltage Range (VF):** 33,1

**Power Supply Dimming:** DALI 2

**Central Battery Emergency Lighting System (VDC):** 176-280

**Maximum of Luminaires by Magnetic Circuit Breaker B16:** <34

**Inrush Current (A):** 18

**Pulse Duration (μs):** 180

#### DIMENSIONS

**L - Length (mm):** 654

**W - Width (mm):** 654

**D - Diameter (mm):** 100

**Net Weight (kg):** 4

#### NOTES

- For surface mounted version it is necessary to order the fixation system separately;
- For suspended version it is necessary to order the suspension, the current supply cable and the ceiling rose. Please order separately;
- For lengths over L1700 mm, a curvature of up to 1% is acceptable within the specified tolerance and can be corrected by adjusting the positioning of

**TALEA HRZ LEFT L650W650 BLINE DALI 840 W**  
TUBULAR LUMINAIRES

**90753L220HW0000**

---

the suspension points.