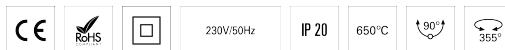


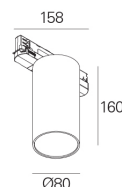
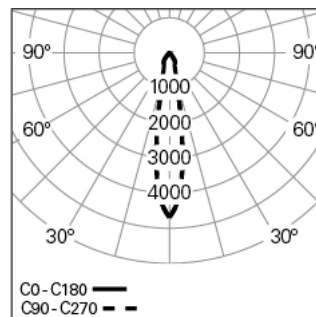
## FOCUS 2 D80 PB HF 830 W 15° HO

ARCHITECTURAL LIGHTING

90763L080EW0315



### Light distribution



### PRODUCT DESCRIPTION

**Application Areas:** Offices, Hotels and residential, Public spaces, Retail, Education, Health and care

**Mounting Type:** Track and Spotlights

**Control Gear Included:** Yes

**Control Gear:** LED driver 220-240VAC-50/60Hz

### FOCUS 2 D80 PB HF 830 W 15° HO

#### CHARACTERISTICS

**Luminaire Type:** Round downlight

**Luminaire Module:** Individual

**Insulation Class:** II

**Ingress Protection (IP):** 20

**Ambient Temperature Range (°C):** ]-5, 25[

**Warranty (Years):** 5

#### MATERIALS

**Body Material:** Aluminium

**Finishing:** Epoxy polyester powder coated

**Colour:** White (W)

**Glow-wire Resistance (°C):** 650

#### OPTICAL SYSTEM

**Optical System:** Narrow - narrow beam angle

**Light Distribution:** Direct

**Beam Angle (°):** 18

**Adjustable:** Tilt / Rotation

#### TECHNICAL DATA

**Light Source:** LED

**Input Power (W):** 23

**Input Driver Voltage:** 220-240V-50/60Hz

**Power Factor (λ):** 0,95

**Luminaire Luminous Flux (lm):** 2956

**Luminaire Efficacy (lm/W):** 129

**Unified Glare Rating (UGR):** <22

**LED Lifetime - Rated Median Useful Life:** 50.000h @ L80, B10, Ta 25°C

**CCT - Correlated Colour Temperature (K):** 3000

**Colour Rendering Index (CRI):** >80

**Chromaticity Tolerance (MacAdam step):** <3

**LED Module Forward Voltage Range (VF):** 34,2

**Power Supply Dimming:** ON/OFF

**Maximum of Luminaires by Magnetic Circuit Breaker B16:** <44

**Inrush Current (A):** 11

**Pulse Duration (µs):** 244

#### DIMENSIONS

**H - Height (mm):** 160

**D - Diameter (mm):** 80

**Net Weight (kg):** 0.8