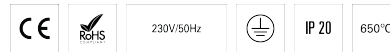


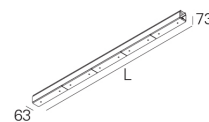
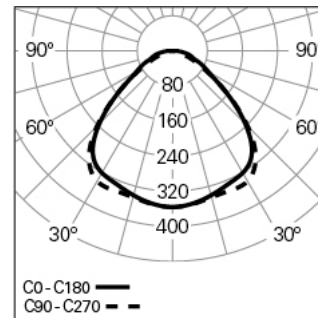
PAS LINE L2870 SYM DALI 3F 840 W LO

BATTENS AND TRACK SYSTEMS

90774L010SW0000



Light distribution



L=2870mm

PRODUCT DESCRIPTION

Application Areas: Public spaces, Retail
Mounting Type: Suspended
Control Gear Included: Yes
Control Gear: LED driver 220-240VAC-50/60Hz

PAS LINE L2870 SYM DALI 3F 840 W LO

CHARACTERISTICS

Luminaire Type: Rectangular luminaire
Luminaire Module: Middle (MID)
Insulation Class: I
Ingress Protection (IP): 20
Ambient Temperature Range (°C):]-5, 25[
Warranty (Years): 5
Current Supply Cable Entry Point: Back

MATERIALS

Body Material: Extruded aluminium profile
Finishing: Epoxy polyester powder coated
Colour: White (W)
Glow-wire Resistance (°C): 650

OPTICAL SYSTEM

Optical System: Lens
Light Distribution: Direct
Beam Angle (°): 100

TECHNICAL DATA

Light Source: LED
Input Power (W): 98

Input Driver Voltage: 220-240V-50/60Hz
Power Factor (λ): 0,98
Luminaire Luminous Flux (lm): 16100
Luminaire Efficacy (lm/W): 164
Unified Glare Rating (UGR): <25
LED Lifetime - Rated Median Useful Life: 80.000h @ L80, B10, Ta 25°C
CCT - Correlated Colour Temperature (K): 4000
Colour Rendering Index (CRI): >80
Chromaticity Tolerance (MacAdam step): <3
LED Module Forward Voltage Range (VF): 30,1
Power Supply Dimming: DALI 2
Central Battery Emergency Lighting System (VDC): 176-280
Maximum of Luminaires by Magnetic Circuit Breaker B16: <14
Inrush Current (A): 24
Pulse Duration (µs): 194

DIMENSIONS

L - Length (mm): 2870
W - Width (mm): 63
H - Height (mm): 73

NOTES

- For suspended version order the suspension. Please order separately;
- To complete the product it is necessary to order the start kit, through-wiring and body connector kit. Please order separately;
- In the L2870 mm lengths, only half of the luminaire is equipped with emergency unit;
- Dimensions do not include start kit. To complete the line add 1 mm to the length;
- The maximum line length with 1 single feed/power point is 30000 mm.