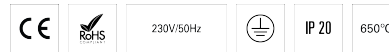


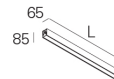
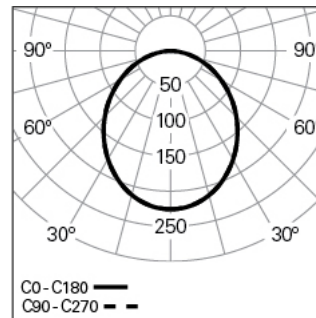
## CONCEPT LINEA 65 L1650 LIGHT+ DALI 840 7

ARCHITECTURAL LIGHTING

90789L011H70000



### Light distribution



L=1650mm

### PRODUCT DESCRIPTION

**Application Areas:** Architectural, Offices, Hotels and residential, Public spaces, Retail, Art and Culture, Education, Health and care

**Mounting Type:** Surface mounted, Suspended

**Control Gear Included:** Yes

**Control Gear:** LED driver 220-240VAC-50/60Hz

### CONCEPT LINEA 65 L1650 LIGHT+ DALI 840 7

#### CHARACTERISTICS

**Luminaire Type:** Straight line luminaire

**Luminaire Module:** Individual, Inicio (SRT), Intermédio (MID), Fim (END)

**Insulation Class:** I

**Ingress Protection (IP):** 20

**Ambient Temperature Range (°C):** ]-5, 25[

**Warranty (Years):** 5

**Current Supply Cable Entry Point:** Back

#### MATERIALS

**Body Material:** Extruded aluminium profile

**Finishing:** Epoxy polyester powder coated

**Colour:** Copper (7)

**Glow-wire Resistance (°C):** 650

#### OPTICAL SYSTEM

**Optical System:** LIGHT+ - Opal diffuser

**Light Distribution:** Direct

**Beam Angle (°):** 111

#### TECHNICAL DATA

**Light Source:** LED

**Input Power (W):** 31

**Input Driver Voltage:** 220-240V-50/60Hz

**Power Factor (λ):** 0,95

**Luminaire Luminous Flux (lm):** 3053

**Luminaire Efficacy (lm/W):** 98

**Unified Glare Rating (UGR):** <22

**LED Lifetime - Rated Median Useful Life:** 80.000h @ L80, B10, Ta 25°C

**CCT - Correlated Colour Temperature (K):** 4000

**Colour Rendering Index (CRI):** >80

**Chromaticity Tolerance (MacAdam step):** <3

**This Product Contains a Light Source of Energy Efficiency Class:** B

**LED Module Forward Voltage Range (VF):** 16,3

**Power Supply Dimming:** DALI 2

**Central Battery Emergency Lighting System (VDC):** 176-280

**Maximum of Luminaires by Magnetic Circuit Breaker B16:** <30

**Inrush Current (A):** 25

**Pulse Duration (µs):** 177

#### DIMENSIONS

**L - Length (mm):** 1650

**W - Width (mm):** 65

**H - Height (mm):** 85

#### NOTES

- To complete the product it is necessary to order the start kit, through-wiring and body connector kit. Please order separately;
- For suspended version it is necessary to order the suspension, the current supply cable and the ceiling rose. Please order separately;
- Dimensions do not include start kit. To complete the line add 4 mm to the length.