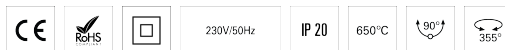


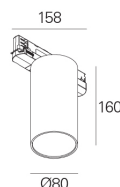
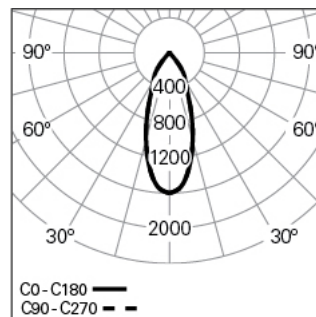
FOCUS 2 D80 PB HF 830 W 40° MO

ARCHITECTURAL LIGHTING

90791L080EW0340



Light distribution



PRODUCT DESCRIPTION

Application Areas: Offices, Hotels and residential, Public spaces, Retail, Education, Health and care

Mounting Type: Track and Spotlights

Control Gear Included: Yes

Control Gear: LED driver 220-240VAC-50/60Hz

FOCUS 2 D80 PB HF 830 W 40° MO

CHARACTERISTICS

Luminaire Type: Round downlight

Luminaire Module: Individual

Insulation Class: II

Ingress Protection (IP): 20

Ambient Temperature Range (°C):]-5, 25[

Warranty (Years): 5

MATERIALS

Body Material: Aluminium

Finishing: Epoxy polyester powder coated

Colour: White (W)

Glow-wire Resistance (°C): 650

OPTICAL SYSTEM

Optical System: Medium - medium beam angle

Light Distribution: Direct

Beam Angle (°): 38

Adjustable: Tilt / Rotation

TECHNICAL DATA

Light Source: LED

Input Power (W): 15

Input Driver Voltage: 220-240V-50/60Hz

Power Factor (λ): 0,95

Luminaire Luminous Flux (lm): 1927

Luminaire Efficacy (lm/W): 128

Unified Glare Rating (UGR): <22

LED Lifetime - Rated Median Useful Life: 50.000h @ L80, B10, Ta 25°C

CCT - Correlated Colour Temperature (K): 3000

Colour Rendering Index (CRI): >80

Chromaticity Tolerance (MacAdam step): <3

LED Module Forward Voltage Range (VF): 33,2

Power Supply Dimming: ON/OFF

Maximum of Luminaires by Magnetic Circuit Breaker B16: <54

Inrush Current (A): 18

Pulse Duration (µs): 2,8

DIMENSIONS

H - Height (mm): 160

D - Diameter (mm): 80

Net Weight (kg): 0.8