
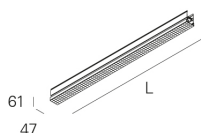
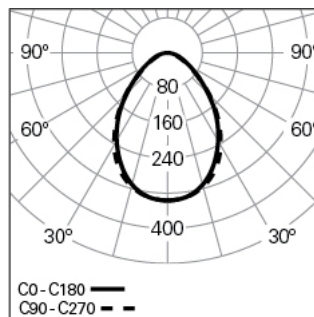


**REBA 50 HEXA INT L0562 SYM BGLARE DALI 830 LO**

ALUMINIUM PROFILE SYSTEMS

**90815L002HW0300****Light distribution**

L=560mm

**PRODUCT DESCRIPTION**

**Application Areas:** Offices, Hotels and residential, Public spaces, Retail, Education, Health and care

**Mounting Type:** Surface mounted, Suspended

**Control Gear Included:** No

**REBA 50 HEXA INT L0562 SYM BGLARE DALI 830 LO****CHARACTERISTICS**

**Luminaire Type:** Straight line luminaire

**Luminaire Module:** Individual, Middle (MID), Start / End (SRT/END)

**Insulation Class:** I

**Ingress Protection (IP):** 40

**Ambient Temperature Range (°C):** ]-5, 25[

**Warranty (Years):** 5

**Current Supply Cable Entry Point:** Back

**Input Driver Voltage:** 220-240V-50/60Hz

**Power Factor (λ):** 0,82

**Luminaire Luminous Flux (lm):** 1137

**Luminaire Efficacy (lm/W):** 87

**Unified Glare Rating (UGR):** <22

**LED Lifetime - Rated Median Useful Life:** 80.000h @ L90, B10, Ta 25°C

**CCT - Correlated Colour Temperature (K):** 3000

**Photobiological safety according to IEC 62471:** Not Available

**Colour Rendering Index (CRI):** >80

**Chromaticity Tolerance (MacAdam step):** <3

**This Product Contains a Light Source of Energy Efficiency Class:** C

**LED Module Forward Voltage Range (VF):** 32,7

**Power Supply Dimming:** DALI 2

**Central Battery Emergency Lighting System (VDC):** 176-280

**Maximum of Luminaires by Magnetic Circuit Breaker B16:** <53

**Inrush Current (A):** 20

**Pulse Duration (µs):** 139

**MATERIALS**

**Body Material:** Extruded aluminium profile

**Finishing:** Epoxy polyester powder coated

**Colour:** White (W)

**Glow-wire Resistance (°C):** 850

**DIMENSIONS**

**L - Length (mm):** 560

**W - Width (mm):** 47

**H - Height (mm):** 64

**OPTICAL SYSTEM**

**Optical System:** bGLARE - Microprismatic diffuser

**Light Distribution:** Direct

**Beam Angle (°):** 81

**TECHNICAL DATA**

**Light Source:** LED

**Input Power (W):** 13

**NOTES**

- To complete the product it is necessary to order the inner profile separately;
- For suspended version it is necessary to order the suspension, the current supply cable and the ceiling rose. Please order separately;
- To complete the line it is necessary to order the body connector kit and the start kit. Please order separately;
- Dimensions do not include start kit. To complete the line add 6 mm to the length;
- Maximum line length with 1 single feeding point under request.