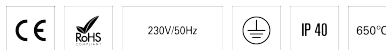
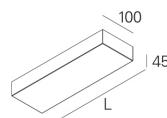
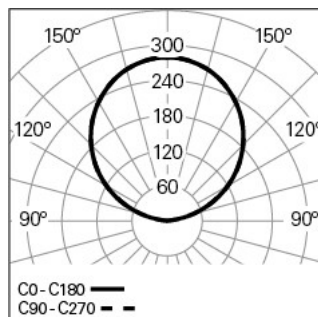


AURA L600 LIGHT+ DALI 830 B

ARCHITECTURAL LIGHTING

90825L060HB0300**Light distribution**

L=600mm

PRODUCT DESCRIPTION**Application Areas:** Offices, Hotels and residential, Public spaces, Retail, Education, Health and care**Mounting Type:** Wall mounted**Control Gear Included:** Yes**Control Gear:** LED driver 220-240VAC-50/60Hz**AURA L600 LIGHT+ DALI 830 B****CHARACTERISTICS****Luminaire Type:** Rectangular luminaire**Luminaire Module:** Individual**Insulation Class:** I**Ingress Protection (IP):** 40**Ambient Temperature Range (°C):**]-5, 25[**Warranty (Years):** 5**Current Supply Cable Entry Point:** Back**Power Factor (λ):** 0,94**Luminaire Luminous Flux (lm):** 3866**Luminaire Efficacy (lm/W):** 129**LED Lifetime - Rated Median Useful Life [Indirect]:** 80.000h @ L80, B10, Ta 25°C**CCT - Correlated Colour Temperature (K) [Indirect]:** 3000**Colour Rendering Index (CRI) [Indirect]:** >80**Chromaticity Tolerance (MacAdam step) [Indirect]:** <3**This Product contains a Light Source of Energy Efficiency Class [Indirect]:** C**Power Supply Dimming [Indirect]:** DALI 2**DIMENSIONS****L - Length (mm):** 600**W - Width (mm):** 100**H - Height (mm):** 45**MATERIALS****Body Material:** Steel sheet**Finishing:** Epoxy polyester powder coated**Colour:** Black (B)**Glow-wire Resistance (°C):** 650**OPTICAL SYSTEM****Optical System:** LIGHT+ - Opal diffuser**Light Distribution:** Indirect**Beam Angle (°):** 111**TECHNICAL DATA****Input Power (W):** 30