


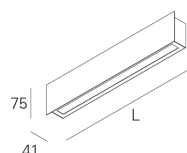
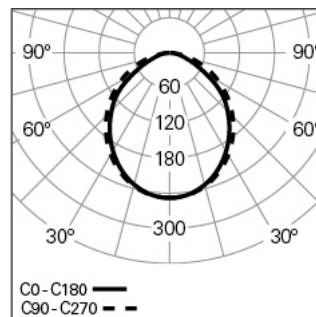
## SLIM L590 LIGHT+ HF 840 W

ARCHITECTURAL LIGHTING

90833L590EW0000



### Light distribution



L=590mm

### PRODUCT DESCRIPTION

**Application Areas:** Offices, Hotels and residential, Public spaces, Retail, Education, Health and care

**Mounting Type:** Wall mounted

**Control Gear Included:** Yes

**Control Gear:** LED driver 220-240VAC-50/60Hz

### SLIM L590 LIGHT+ HF 840 W

#### CHARACTERISTICS

**Luminaire Type:** Square downlight

**Luminaire Module:** Individual

**Insulation Class:** I

**Ingress Protection (IP):** 40

**Ambient Temperature Range (°C):** ]-5, 25[

**Warranty (Years):** 5

**Current Supply Cable Entry Point:** Back

#### MATERIALS

**Body Material:** Steel sheet

**Finishing:** Epoxy polyester powder coated

**Colour:** White (W)

**Glow-wire Resistance (°C):** 650

#### OPTICAL SYSTEM

**Optical System:** LIGHT+ - Opal diffuser

**Light Distribution:** Direct

**Beam Angle (°):** 106

#### TECHNICAL DATA

**Light Source:** LED

**Input Power (W):** 15

**Input Driver Voltage:** 220-240V-50/60Hz

**Power Factor (λ):** 0,94

**Luminaire Luminous Flux (lm):** 1603

**Luminaire Efficacy (lm/W):** 107

**Unified Glare Rating (UGR):** <25

**LED Lifetime - Rated Median Useful Life:** 80.000h @ L90, B10, Ta 25°C

**CCT - Correlated Colour Temperature (K):** 4000

**Colour Rendering Index (CRI):** >80

**Chromaticity Tolerance (MacAdam step):** <3

**This Product Contains a Light Source of Energy Efficiency Class:** B

**LED Module Forward Voltage Range (VF):** 33,1

**Power Supply Dimming:** ON/OFF

**Central Battery Emergency Lighting System (VDC):** 176-280

**Maximum of Luminaires by Magnetic Circuit Breaker B16:** <30

**Inrush Current (A):** 15

**Pulse Duration (µs):** 100

#### DIMENSIONS

**L - Length (mm):** 590

**W - Width (mm):** 41

**H - Height (mm):** 75