
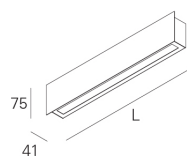
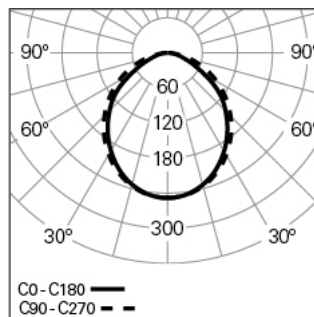


SLIM L590 LIGHT+ HF 840 W

ARCHITECTURAL LIGHTING

90833L590EW0000**Light distribution**

L=590mm

PRODUCT DESCRIPTION

Application Areas: Offices, Hotels and residential, Public spaces, Retail, Education, Health and care

Mounting Type: Wall mounted

Control Gear Included: Yes

Control Gear: LED driver 220-240VAC-50/60Hz

SLIM L590 LIGHT+ HF 840 W**CHARACTERISTICS**

Luminaire Type: Square downlight

Luminaire Module: Individual

Insulation Class: I

Ingress Protection (IP): 40

Ambient Temperature Range (°C):]-5, 25[

Warranty (Years): 5

Current Supply Cable Entry Point: Back

MATERIALS

Body Material: Steel sheet

Finishing: Epoxy polyester powder coated

Colour: White (W)

Glow-wire Resistance (°C): 650

OPTICAL SYSTEM

Optical System: LIGHT+ - Opal diffuser

Light Distribution: Direct

Beam Angle (°): 106

TECHNICAL DATA

Light Source: LED

Input Power (W): 15

Input Driver Voltage: 220-240V-50/60Hz

Power Factor (λ): 0,94

Luminaire Luminous Flux (lm): 1603

Luminaire Efficacy (lm/W): 107

Unified Glare Rating (UGR): <25

LED Lifetime - Rated Median Useful Life: 80.000h @ L90, B10, Ta 25°C

CCT - Correlated Colour Temperature (K): 4000

Colour Rendering Index (CRI): >80

Chromaticity Tolerance (MacAdam step): <3

This Product Contains a Light Source of Energy Efficiency Class: B

LED Module Forward Voltage Range (VF): 33,1

Power Supply Dimming: ON/OFF

Central Battery Emergency Lighting System (VDC): 176-280

Maximum of Luminaires by Magnetic Circuit Breaker B16: <30

Inrush Current (A): 15

Pulse Duration (µs): 100

DIMENSIONS

L - Length (mm): 590

W - Width (mm): 41

H - Height (mm): 75