


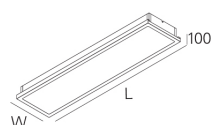
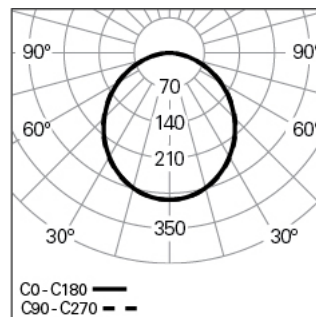
BLED L12W30 LIGHT+ HF 840 W HO

TECHNICAL LIGHTING

90841L120EW0000



Light distribution



L=1195mm

PRODUCT DESCRIPTION

Application Areas: Offices, Hotels and residential, Public spaces, Retail, Education, Health and care

Mounting Type: Recessed

Control Gear Included: Yes

Control Gear: LED driver 220-240VAC-50/60Hz

BLED L12W30 LIGHT+ HF 840 W HO

CHARACTERISTICS

Luminaire Type: Rectangular luminaire

Luminaire Module: Individual

Insulation Class: I

Ingress Protection (IP): 20/40

Mechanical Impact Protection (IK): 06

Ambient Temperature Range (°C):]-5, 25[

Warranty (Years): 5

Current Supply Cable Entry Point: Back

MATERIALS

Body Material: Steel sheet

Frame Material: Steel sheet

Finishing: Epoxy polyester powder coated

Colour: White (W)

Glow-wire Resistance (°C): 650

OPTICAL SYSTEM

Optical System: LIGHT+ - Opal diffuser

Light Distribution: Direct

Beam Angle (°): 108

TECHNICAL DATA

Light Source: LED

Input Power (W): 44

Input Driver Voltage: 220-240V-50/60Hz

Power Factor (λ): 0,98

Luminaire Luminous Flux (lm): 6144

Luminaire Efficacy (lm/W): 140

Unified Glare Rating (UGR): <22

LED Lifetime - Rated Median Useful Life: 80.000h @ L90, B10, Ta 25°C

CCT - Correlated Colour Temperature (K): 4000

Colour Rendering Index (CRI): >80

Chromaticity Tolerance (MacAdam step): <3

This Product Contains a Light Source of Energy Efficiency Class: C

LED Module Forward Voltage Range (VF): 32,7

Power Supply Dimming: ON/OFF

Central Battery Emergency Lighting System (VDC): 176-280

Maximum of Luminaires by Magnetic Circuit Breaker B16: <34

Inrush Current (A): 23

Pulse Duration (μs): 176

DIMENSIONS

L - Length (mm): 1195

W - Width (mm): 295

H - Height (mm): 100