

Luminaire

Code 90845L060

Name BLED IP L60W60 LIGHT+ K3 830 HO

Measur.

Code 16/8/2023

Name BLED IP L60W60 LIGHT+ K3 830 HO

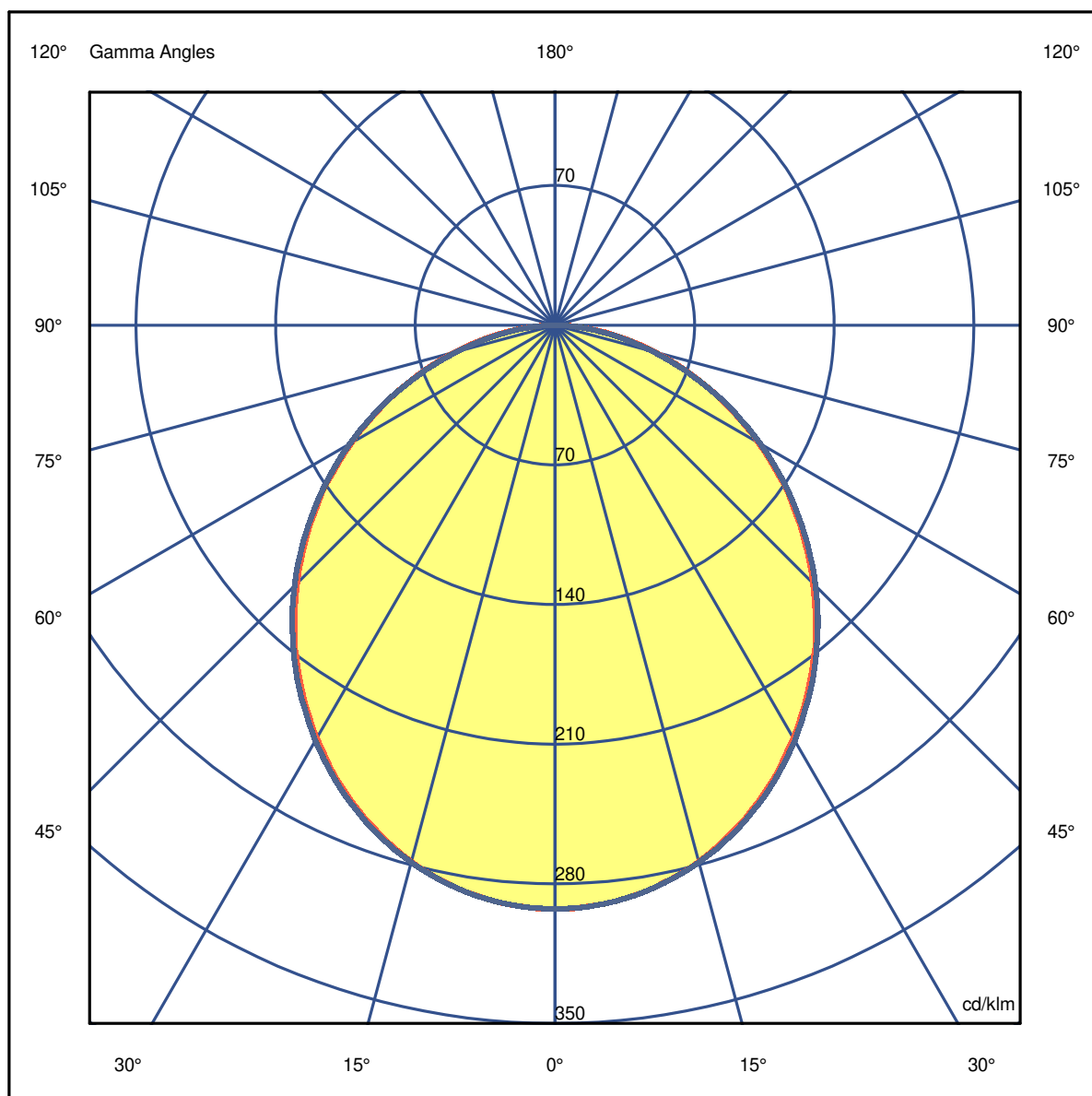
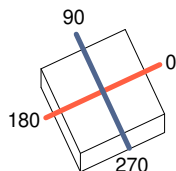
| | | | | | | | |
|----------------|---------|-----------------|---------------|----------|----------------|------------|--------------------|
| Luminaire Flux | 5839 lm | Luminaire Power | 44.0 W | Efficacy | 132.852 lm/W | Efficiency | 79.59% |
| Source Flux | 7336 lm | Maximum value | 292.60 cd/klm | Position | C=30.00 G=1.00 | CG | Double Symmetrical |

595mm x 595mm

C Halfplanes

180.0 — 0.0

270.0 — 90.0



Luminaire

Code 90845L060

Name BLED IP L60W60 LIGHT+ K3 830 HO

Measurem.

Code 16/8/2023

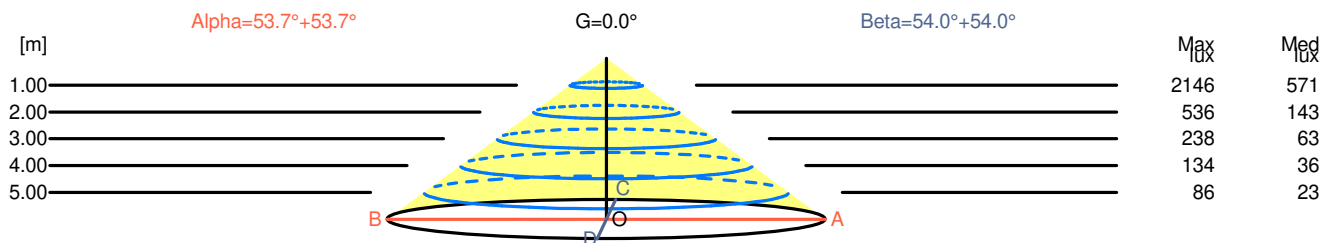
Name BLED IP L60W60 LIGHT+ K3 830 HO

| | | | | | | | |
|----------------|---------|-----------------|---------------|----------|----------------|------------|--------------------|
| Luminaire Flux | 5839 lm | Luminaire Power | 44.0 W | Efficacy | 132.852 lm/W | Efficiency | 79.59% |
| Source Flux | 7336 lm | Maximum value | 292.60 cd/klm | Position | C=30.00 G=1.00 | CG | Double Symmetrical |

Width at 50.00 % of Max Intensity

| | | | | | | | | | | | |
|------|------|------|------|------|------|------|------|------|------|------|------|
| H[m] | 1.00 | 2.00 | 3.00 | 4.00 | 5.00 | H[m] | 1.00 | 2.00 | 3.00 | 4.00 | 5.00 |
| OA | 1.36 | 2.72 | 4.09 | 5.45 | 6.81 | OC | 1.37 | 2.75 | 4.12 | 5.50 | 6.87 |
| OB | 1.36 | 2.72 | 4.09 | 5.45 | 6.81 | OD | 1.37 | 2.75 | 4.12 | 5.50 | 6.87 |

| | 0 | 5 | 15 | 25 | 35 | 45 | 55 | 65 | 75 | 85 |
|----|---------|---------|---------|---------|---------|---------|---------|--------|--------|--------|
| OA | 2145.78 | 2134.78 | 2041.61 | 1865.54 | 1625.66 | 1341.02 | 1033.64 | 699.85 | 380.00 | 109.31 |
| OB | 2145.78 | 2134.78 | 2041.61 | 1865.54 | 1625.66 | 1341.02 | 1033.64 | 699.85 | 380.00 | 109.31 |
| OC | 2145.78 | 2134.04 | 2043.81 | 1874.35 | 1638.13 | 1354.23 | 1038.78 | 702.06 | 370.47 | 99.04 |
| OD | 2145.78 | 2134.04 | 2043.81 | 1874.35 | 1638.13 | 1354.23 | 1038.78 | 702.06 | 370.47 | 99.04 |



| H[m] | D[m] | Max lux | Med lux | Alpha=53.7°+53.7° | G=0.0 |
|------|-------|---------|---------|-------------------|-------|
| 1.00 | 2.72 | 2146 | 571 | | |
| 2.00 | 5.45 | 536 | 143 | | |
| 3.00 | 8.17 | 238 | 63 | | |
| 4.00 | 10.89 | 134 | 36 | | |
| 5.00 | 13.62 | 86 | 23 | | |

| H[m] | D[m] | Max lux | Med lux | Beta=54.0°+54.0° | G=0.0 |
|------|-------|---------|---------|------------------|-------|
| 1.00 | 2.75 | 2146 | 571 | | |
| 2.00 | 5.50 | 536 | 143 | | |
| 3.00 | 8.25 | 238 | 63 | | |
| 4.00 | 11.00 | 134 | 36 | | |
| 5.00 | 13.75 | 86 | 23 | | |

Luminaire

Code 90845L060

Name BLED IP L60W60 LIGHT+ K3 830 HO

Measurement

Code 16/8/2023

Name BLED IP L60W60 LIGHT+ K3 830 HO

| | | | | | | | |
|----------------|---------|-----------------|---------------|----------|----------------|------------|--------------------|
| Luminaire Flux | 5839 lm | Luminaire Power | 44.0 W | Efficacy | 132.852 lm/W | Efficiency | 79.59% |
| Source Flux | 7336 lm | Maximum value | 292.60 cd/klm | Position | C=30.00 G=1.00 | CG | Double Symmetrical |

UGR
S = 0.250

| Reflectancies | | | | | | | | | | |
|-----------------|--------------|------|------|------|------|----------------|------|------|------|------|
| Ceiling/Cavity | 0.7 | 0.7 | 0.5 | 0.5 | 0.3 | 0.7 | 0.7 | 0.5 | 0.5 | 0.3 |
| Walls | 0.5 | 0.3 | 0.5 | 0.3 | 0.3 | 0.5 | 0.3 | 0.5 | 0.3 | 0.3 |
| Working Plane | 0.2 | 0.2 | 0.2 | 0.2 | 0.2 | 0.2 | 0.2 | 0.2 | 0.2 | 0.2 |
| Room Dimensions | | | | | | | | | | |
| Room Dimensions | Lateral View | | | | | Viewed Endwise | | | | |
| | | | | | | | | | | |
| x=2H y=2H | 17.8 | 19.1 | 18.1 | 19.4 | 19.6 | 17.9 | 19.2 | 18.2 | 19.4 | 19.7 |
| x=2H y=3H | 19.2 | 20.4 | 19.5 | 20.6 | 20.9 | 19.2 | 20.4 | 19.5 | 20.6 | 20.9 |
| x=2H y=4H | 19.7 | 20.8 | 20.0 | 21.1 | 21.4 | 19.7 | 20.8 | 20.0 | 21.1 | 21.4 |
| x=2H y=6H | 20.0 | 21.1 | 20.4 | 21.4 | 21.7 | 20.0 | 21.0 | 20.3 | 21.3 | 21.6 |
| x=2H y=8H | 20.1 | 21.1 | 20.5 | 21.4 | 21.8 | 20.1 | 21.1 | 20.4 | 21.4 | 21.7 |
| x=2H y=12H | 20.2 | 21.1 | 20.5 | 21.4 | 21.8 | 20.1 | 21.1 | 20.5 | 21.4 | 21.7 |
| x=4H y=2H | 18.4 | 19.5 | 18.7 | 19.8 | 20.1 | 18.4 | 19.6 | 18.8 | 19.9 | 20.1 |
| x=4H y=3H | 19.9 | 20.9 | 20.3 | 21.2 | 21.5 | 19.9 | 20.9 | 20.3 | 21.2 | 21.5 |
| x=4H y=4H | 20.5 | 21.4 | 20.9 | 21.7 | 22.1 | 20.5 | 21.4 | 20.9 | 21.7 | 22.1 |
| x=4H y=6H | 21.0 | 21.7 | 21.4 | 22.1 | 22.5 | 20.9 | 21.7 | 21.4 | 22.1 | 22.5 |
| x=4H y=8H | 21.1 | 21.8 | 21.5 | 22.2 | 22.6 | 21.0 | 21.7 | 21.5 | 22.1 | 22.5 |
| x=4H y=12H | 21.2 | 21.8 | 21.6 | 22.2 | 22.7 | 21.1 | 21.7 | 21.6 | 22.1 | 22.6 |
| x=8H y=4H | 20.7 | 21.4 | 21.2 | 21.8 | 22.2 | 20.7 | 21.4 | 21.2 | 21.8 | 22.2 |
| x=8H y=6H | 21.3 | 21.9 | 21.8 | 22.3 | 22.7 | 21.2 | 21.8 | 21.7 | 22.2 | 22.7 |
| x=8H y=8H | 21.5 | 22.0 | 22.0 | 22.4 | 22.9 | 21.4 | 21.9 | 21.9 | 22.4 | 22.8 |
| x=8H y=12H | 21.6 | 22.0 | 22.1 | 22.5 | 23.0 | 21.5 | 21.9 | 22.0 | 22.4 | 22.9 |
| x=12H y=4H | 20.8 | 21.4 | 21.2 | 21.8 | 22.2 | 20.7 | 21.4 | 21.2 | 21.8 | 22.2 |
| x=12H y=6H | 21.3 | 21.8 | 21.8 | 22.3 | 22.7 | 21.3 | 21.8 | 21.8 | 22.2 | 22.7 |
| x=12H y=8H | 21.5 | 22.0 | 22.0 | 22.4 | 22.9 | 21.5 | 21.9 | 22.0 | 22.4 | 22.9 |

Luminaire

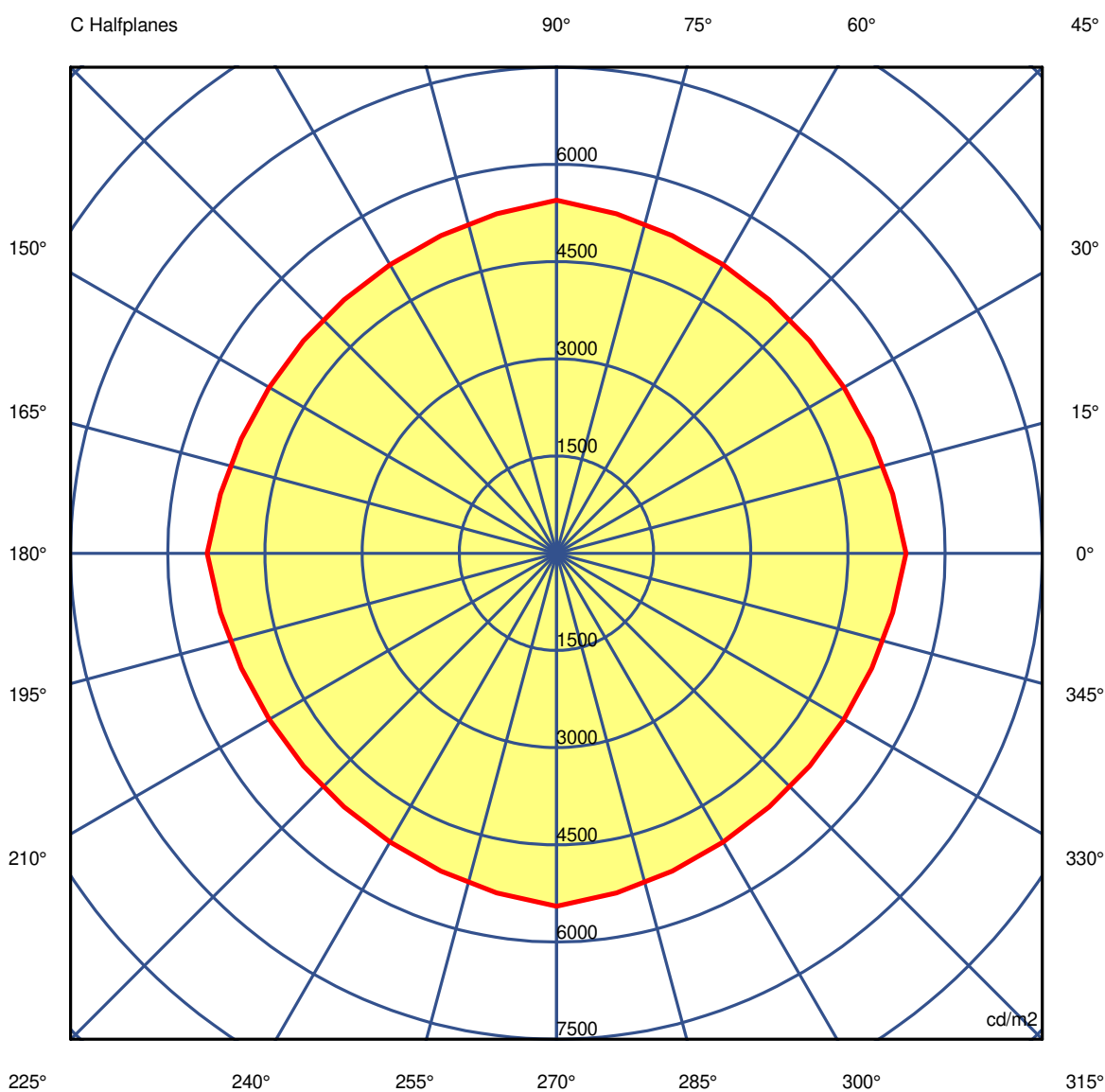
Code 90845L060
Name BLED IP L60W60 LIGHT+ K3 830 HO

Measurem.

Code 16/8/2023
Name BLED IP L60W60 LIGHT+ K3 830 HO

| | | | | | | | |
|----------------|---------|-----------------|---------------|----------|----------------|------------|--------------------|
| Luminaire Flux | 5839 lm | Luminaire Power | 44.0 W | Efficacy | 132.852 lm/W | Efficiency | 79.59% |
| Source Flux | 7336 lm | Maximum value | 292.60 cd/klm | Position | C=30.00 G=1.00 | CG | Double Symmetrical |

Luminance



Luminaire

Code 90845L060

Name BLED IP L60W60 LIGHT+ K3 830 HO

Measurem.

Code 16/8/2023

Name BLED IP L60W60 LIGHT+ K3 830 HO

| | | | | | | | | | | | | | | |
|-----------------|---------|---------|-----------------|---------|---------------|---------|----------|---------|----------------|---------|------------|----------|--------------------|--|
| Luminaire Flux | 5839 lm | | Luminaire Power | | 44.0 W | | Efficacy | | 132.852 lm/W | | Efficiency | | 79.59% | |
| Source Flux | 7336 lm | | Maximum value | | 292.60 cd/klm | | Position | | C=30.00 G=1.00 | | CG | | Double Symmetrical | |
| Luminance cd/m2 | | | | | | | | | | | | | | |
| Table 1/3 | | | | | | | | | | | | | | |
| | C 0.00 | C 10.00 | C 20.00 | C 30.00 | C 40.00 | C 50.00 | C 60.00 | C 70.00 | C 80.00 | C 90.00 | C 100.00 | C 110.00 | C 120.00 | |
| G 0.0 | 7224 | 7224 | 7224 | 7224 | 7224 | 7224 | 7224 | 7224 | 7224 | 7224 | 7224 | 7224 | 7224 | |
| G 5.0 | 7101 | 7081 | 7067 | 7060 | 7056 | 7053 | 7055 | 7068 | 7083 | 7098 | 7083 | 7068 | 7055 | |
| G 10.0 | 6953 | 6916 | 6890 | 6874 | 6867 | 6866 | 6874 | 6895 | 6923 | 6953 | 6923 | 6895 | 6874 | |
| G 15.0 | 6783 | 6733 | 6696 | 6673 | 6660 | 6660 | 6673 | 6702 | 6742 | 6790 | 6742 | 6702 | 6673 | |
| G 20.0 | 6588 | 6526 | 6481 | 6453 | 6437 | 6438 | 6455 | 6495 | 6549 | 6610 | 6549 | 6495 | 6455 | |
| G 25.0 | 6384 | 6305 | 6248 | 6215 | 6198 | 6200 | 6224 | 6270 | 6334 | 6414 | 6334 | 6270 | 6224 | |
| G 30.0 | 6161 | 6070 | 6005 | 5967 | 5947 | 5950 | 5979 | 6034 | 6108 | 6202 | 6108 | 6034 | 5979 | |
| G 35.0 | 5921 | 5818 | 5746 | 5702 | 5679 | 5684 | 5720 | 5779 | 5860 | 5966 | 5860 | 5779 | 5720 | |
| G 40.0 | 5669 | 5573 | 5484 | 5416 | 5396 | 5406 | 5440 | 5506 | 5599 | 5714 | 5599 | 5506 | 5440 | |
| G 45.0 | 5395 | 5269 | 5179 | 5125 | 5103 | 5109 | 5144 | 5219 | 5321 | 5448 | 5321 | 5219 | 5144 | |
| G 50.0 | 5108 | 4960 | 4860 | 4805 | 4781 | 4788 | 4828 | 4905 | 5013 | 5155 | 5013 | 4905 | 4828 | |
| G 55.0 | 4807 | 4636 | 4510 | 4436 | 4420 | 4438 | 4481 | 4562 | 4677 | 4831 | 4677 | 4562 | 4481 | |
| G 60.0 | 4419 | 4257 | 4139 | 4064 | 4033 | 4040 | 4085 | 4168 | 4289 | 4453 | 4289 | 4168 | 4085 | |
| G 65.0 | 4001 | 3823 | 3711 | 3645 | 3596 | 3591 | 3638 | 3718 | 3842 | 4014 | 3842 | 3718 | 3638 | |
| G 70.0 | 3514 | 3331 | 3200 | 3117 | 3078 | 3078 | 3117 | 3189 | 3310 | 3486 | 3310 | 3189 | 3117 | |
| G 75.0 | 2934 | 2746 | 2627 | 2554 | 2499 | 2492 | 2529 | 2588 | 2691 | 2860 | 2691 | 2588 | 2529 | |
| G 80.0 | 2237 | 2070 | 1952 | 1868 | 1820 | 1801 | 1815 | 1871 | 1966 | 2105 | 1966 | 1871 | 1815 | |
| G 85.0 | 1363 | 1231 | 1144 | 1085 | 1047 | 1032 | 1041 | 1071 | 1131 | 1235 | 1131 | 1071 | 1041 | |
| G 90.0 | 296 | 256 | 240 | 246 | 252 | 265 | 286 | 308 | 328 | 350 | 328 | 308 | 286 | |

Luminaire

Code 90845L060

Name BLED IP L60W60 LIGHT+ K3 830 HO

Measur.

Code 16/8/2023

Name BLED IP L60W60 LIGHT+ K3 830 HO

| | | | | | | | | | | | | | | |
|-----------------|----------|----------|-----------------|----------|---------------|----------|----------|----------|----------------|----------|------------|----------|--------------------|--|
| Luminaire Flux | 5839 lm | | Luminaire Power | | 44.0 W | | Efficacy | | 132.852 lm/W | | Efficiency | | 79.59% | |
| Source Flux | 7336 lm | | Maximum value | | 292.60 cd/klm | | Position | | C=30.00 G=1.00 | | CG | | Double Symmetrical | |
| Luminance cd/m2 | | | | | | | | | | | | | | |
| Table 2/3 | | | | | | | | | | | | | | |
| | C 130.00 | C 140.00 | C 150.00 | C 160.00 | C 170.00 | C 180.00 | C 190.00 | C 200.00 | C 210.00 | C 220.00 | C 230.00 | C 240.00 | C 250.00 | |
| G 0.0 | 7224 | 7224 | 7224 | 7224 | 7224 | 7224 | 7224 | 7224 | 7224 | 7224 | 7224 | 7224 | 7224 | |
| G 5.0 | 7053 | 7056 | 7060 | 7067 | 7081 | 7101 | 7081 | 7067 | 7060 | 7056 | 7053 | 7055 | 7068 | |
| G 10.0 | 6866 | 6867 | 6874 | 6890 | 6916 | 6953 | 6916 | 6890 | 6874 | 6867 | 6866 | 6874 | 6895 | |
| G 15.0 | 6660 | 6660 | 6673 | 6696 | 6733 | 6783 | 6733 | 6696 | 6673 | 6660 | 6660 | 6673 | 6702 | |
| G 20.0 | 6438 | 6437 | 6453 | 6481 | 6526 | 6588 | 6526 | 6481 | 6453 | 6437 | 6438 | 6455 | 6495 | |
| G 25.0 | 6200 | 6198 | 6215 | 6248 | 6305 | 6384 | 6305 | 6248 | 6215 | 6198 | 6200 | 6224 | 6270 | |
| G 30.0 | 5950 | 5947 | 5967 | 6005 | 6070 | 6161 | 6070 | 6005 | 5967 | 5947 | 5950 | 5979 | 6034 | |
| G 35.0 | 5684 | 5679 | 5702 | 5746 | 5818 | 5921 | 5818 | 5746 | 5702 | 5679 | 5684 | 5720 | 5779 | |
| G 40.0 | 5406 | 5396 | 5416 | 5484 | 5573 | 5669 | 5573 | 5484 | 5416 | 5396 | 5406 | 5440 | 5506 | |
| G 45.0 | 5109 | 5103 | 5125 | 5179 | 5269 | 5395 | 5269 | 5179 | 5125 | 5103 | 5109 | 5144 | 5219 | |
| G 50.0 | 4788 | 4781 | 4805 | 4860 | 4960 | 5108 | 4960 | 4860 | 4805 | 4781 | 4788 | 4828 | 4905 | |
| G 55.0 | 4438 | 4420 | 4436 | 4510 | 4636 | 4807 | 4636 | 4510 | 4436 | 4420 | 4438 | 4481 | 4562 | |
| G 60.0 | 4040 | 4033 | 4064 | 4139 | 4257 | 4419 | 4257 | 4139 | 4064 | 4033 | 4040 | 4085 | 4168 | |
| G 65.0 | 3591 | 3596 | 3645 | 3711 | 3823 | 4001 | 3823 | 3711 | 3645 | 3596 | 3591 | 3638 | 3718 | |
| G 70.0 | 3078 | 3078 | 3117 | 3200 | 3331 | 3514 | 3331 | 3200 | 3117 | 3078 | 3078 | 3117 | 3189 | |
| G 75.0 | 2492 | 2499 | 2554 | 2627 | 2746 | 2934 | 2746 | 2627 | 2554 | 2499 | 2492 | 2529 | 2588 | |
| G 80.0 | 1801 | 1820 | 1868 | 1952 | 2070 | 2237 | 2070 | 1952 | 1868 | 1820 | 1801 | 1815 | 1871 | |
| G 85.0 | 1032 | 1047 | 1085 | 1144 | 1231 | 1363 | 1231 | 1144 | 1085 | 1047 | 1032 | 1041 | 1071 | |
| G 90.0 | 265 | 252 | 246 | 240 | 256 | 296 | 256 | 240 | 246 | 252 | 265 | 286 | 308 | |

Luminaire

Code 90845L060

Name BLED IP L60W60 LIGHT+ K3 830 HO

Measurem.

Code 16/8/2023

Name BLED IP L60W60 LIGHT+ K3 830 HO

| | | | | | | | |
|----------------|---------|-----------------|---------------|----------|----------------|------------|--------------------|
| Luminaire Flux | 5839 lm | Luminaire Power | 44.0 W | Efficacy | 132.852 lm/W | Efficiency | 79.59% |
| Source Flux | 7336 lm | Maximum value | 292.60 cd/klm | Position | C=30.00 G=1.00 | CG | Double Symmetrical |

Luminance cd/m2 Table 3/3

| | C 260.00 | C 270.00 | C 280.00 | C 290.00 | C 300.00 | C 310.00 | C 320.00 | C 330.00 | C 340.00 | C 350.00 |
|--------|----------|----------|----------|----------|----------|----------|----------|----------|----------|----------|
| G 0.0 | 7224 | 7224 | 7224 | 7224 | 7224 | 7224 | 7224 | 7224 | 7224 | 7224 |
| G 5.0 | 7083 | 7098 | 7083 | 7068 | 7055 | 7053 | 7056 | 7060 | 7067 | 7081 |
| G 10.0 | 6923 | 6953 | 6923 | 6895 | 6874 | 6866 | 6867 | 6874 | 6890 | 6916 |
| G 15.0 | 6742 | 6790 | 6742 | 6702 | 6673 | 6660 | 6660 | 6673 | 6696 | 6733 |
| G 20.0 | 6549 | 6610 | 6549 | 6495 | 6455 | 6438 | 6437 | 6453 | 6481 | 6526 |
| G 25.0 | 6334 | 6414 | 6334 | 6270 | 6224 | 6200 | 6198 | 6215 | 6248 | 6305 |
| G 30.0 | 6108 | 6202 | 6108 | 6034 | 5979 | 5950 | 5947 | 5967 | 6005 | 6070 |
| G 35.0 | 5860 | 5966 | 5860 | 5779 | 5720 | 5684 | 5679 | 5702 | 5746 | 5818 |
| G 40.0 | 5599 | 5714 | 5599 | 5506 | 5440 | 5406 | 5396 | 5416 | 5484 | 5573 |
| G 45.0 | 5321 | 5448 | 5321 | 5219 | 5144 | 5109 | 5103 | 5125 | 5179 | 5269 |
| G 50.0 | 5013 | 5155 | 5013 | 4905 | 4828 | 4788 | 4781 | 4805 | 4860 | 4960 |
| G 55.0 | 4677 | 4831 | 4677 | 4562 | 4481 | 4438 | 4420 | 4436 | 4510 | 4636 |
| G 60.0 | 4289 | 4453 | 4289 | 4168 | 4085 | 4040 | 4033 | 4064 | 4139 | 4257 |
| G 65.0 | 3842 | 4014 | 3842 | 3718 | 3638 | 3591 | 3596 | 3645 | 3711 | 3823 |
| G 70.0 | 3310 | 3486 | 3310 | 3189 | 3117 | 3078 | 3078 | 3117 | 3200 | 3331 |
| G 75.0 | 2691 | 2860 | 2691 | 2588 | 2529 | 2492 | 2499 | 2554 | 2627 | 2746 |
| G 80.0 | 1966 | 2105 | 1966 | 1871 | 1815 | 1801 | 1820 | 1868 | 1952 | 2070 |
| G 85.0 | 1131 | 1235 | 1131 | 1071 | 1041 | 1032 | 1047 | 1085 | 1144 | 1231 |
| G 90.0 | 328 | 350 | 328 | 308 | 286 | 265 | 252 | 246 | 240 | 256 |