
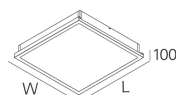
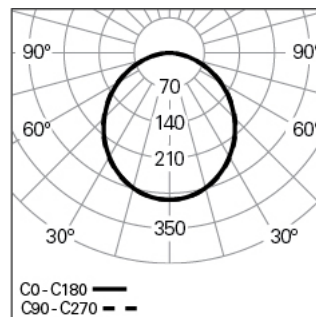


**BLED IP L60W60 LIGHT+ DALI K3 830 W HO**

TECHNICAL LIGHTING

**90845L060HW3300****Light distribution**

L=595mm

**PRODUCT DESCRIPTION**

**Application Areas:** Offices, Hotels and residential, Public spaces, Retail, Education, Health and care

**Mounting Type:** Recessed

**Control Gear Included:** Yes

**Control Gear:** LED driver 220-240VAC-50/60Hz

**BLED IP L60W60 LIGHT+ DALI K3 830 W HO****CHARACTERISTICS**

**Luminaire Type:** Square luminaire

**Luminaire Module:** Individual

**Insulation Class:** I

**Ingress Protection (IP):** 20/65

**Mechanical Impact Protection (IK):** 06

**Ambient Temperature Range (°C):** ]5, 25[

**Warranty (Years):** 5

**Current Supply Cable Entry Point:** Back

**MATERIALS**

**Body Material:** Steel sheet

**Frame Material:** Steel sheet

**Finishing:** Epoxy polyester powder coated

**Colour:** White (W)

**Glow-wire Resistance (°C):** 650

**OPTICAL SYSTEM**

**Optical System:** LIGHT+ - Opal diffuser

**Light Distribution:** Direct

**Beam Angle (°):** 108

**TECHNICAL DATA**

**Light Source:** LED

**Input Power (W):** 44

**Input Driver Voltage:** 220-240V-50/60Hz

**Power Factor (λ):** 0,94

**Luminaire Luminous Flux (lm):** 5869

**Luminaire Efficacy (lm/W):** 133

**Emergency Unit:** 3

**Unified Glare Rating (UGR):** <22

**LED Lifetime - Rated Median Useful Life:** 80.000h @ L90, B10, Ta 25°C

**CCT - Correlated Colour Temperature (K):** 3000

**Colour Rendering Index (CRI):** >80

**Chromaticity Tolerance (MacAdam step):** <3

**This Product Contains a Light Source of Energy Efficiency Class:** C

**LED Module Forward Voltage Range (VF):** 32,7

**Power Supply Dimming:** DALI 2

**Maximum of Luminaires by Magnetic Circuit Breaker B16:** <25

**Inrush Current (A):** 37

**Pulse Duration (µs):** 147

**DIMENSIONS**

**L - Length (mm):** 595

**W - Width (mm):** 595

**H - Height (mm):** 100