

**Luminaire**

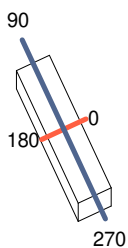
Code 90847L120  
Name BLED IP L12W30 DAM K3 840 HO

**Measurem.**

Code 16/8/2023  
Name BLED IP L12W30 DAM K3 840 HO

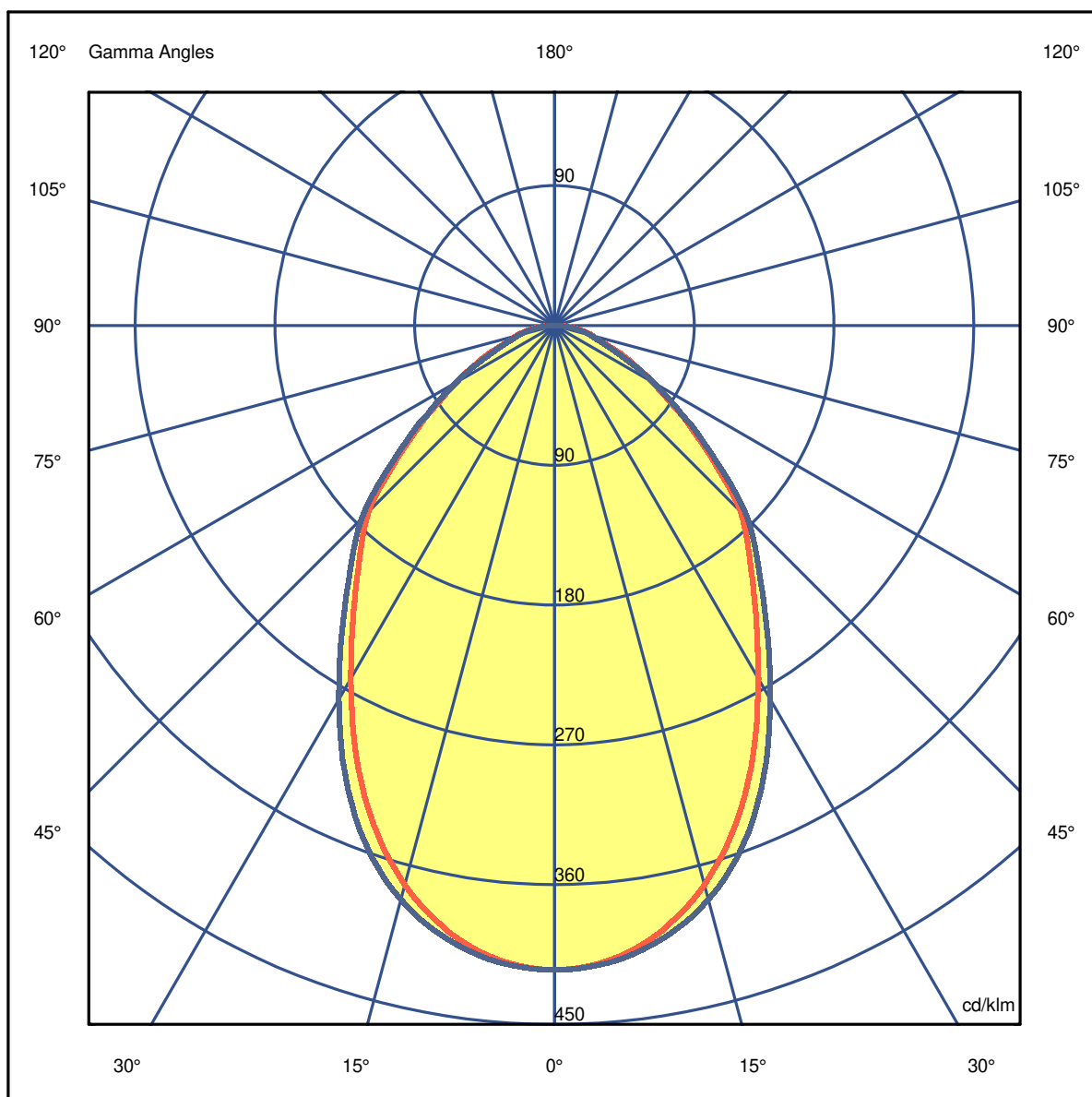
Luminaire Flux	5658 lm	Luminaire Power	44.0 W	Efficacy	128.744 lm/W	Efficiency	73.68%
Source Flux	7680 lm	Maximum value	414.90 cd/klm	Position	C=0.00 G=0.00	CG	Double Symmetrical

1195mm x 295mm



C Halfplanes

180.0 — 0.0  
270.0 — 90.0



**Luminaire**

Code 90847L120

Name BLED IP L12W30 DAM K3 840 HO

**Measurem.**

Code 16/8/2023

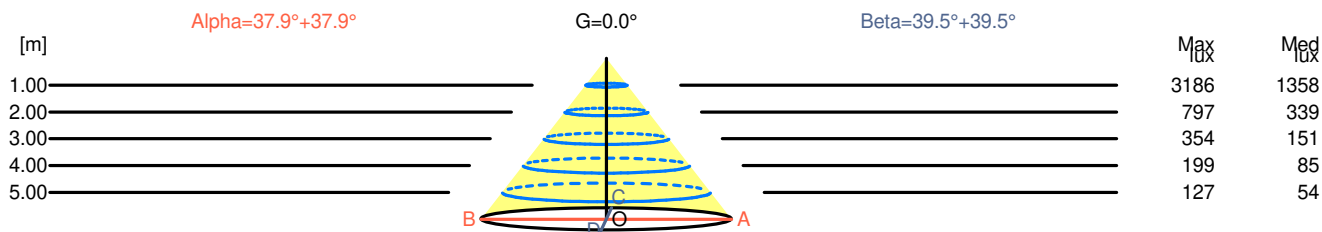
Name BLED IP L12W30 DAM K3 840 HO

Luminaire Flux	5658 lm	Luminaire Power	44.0 W	Efficacy	128.744 lm/W	Efficiency	73.68%
Source Flux	7680 lm	Maximum value	414.90 cd/klm	Position	C=0.00 G=0.00	CG	Double Symmetrical

Width at 50.00 % of Max Intensity

H[m]	1.00	2.00	3.00	4.00	5.00	H[m]	1.00	2.00	3.00	4.00	5.00
OA	0.78	1.56	2.34	3.11	3.89	OC	0.83	1.65	2.48	3.30	4.13
OB	0.78	1.56	2.34	3.11	3.89	OD	0.83	1.65	2.48	3.30	4.13

	0	5	15	25	35	45	55	65	75	85
OA	3186.43	3148.80	2863.10	2327.04	1735.68	1301.76	761.86	405.50	195.84	76.03
OB	3186.43	3148.80	2863.10	2327.04	1735.68	1301.76	761.86	405.50	195.84	76.03
OC	3186.43	3159.55	2937.60	2449.15	1830.91	1350.91	768.77	378.62	185.09	53.76
OD	3186.43	3159.55	2937.60	2449.15	1830.91	1350.91	768.77	378.62	185.09	53.76



H[m]	D[m]	Max lux	Med lux	Alpha=37.9°+37.9°	G=0.0
1.00	1.56	3186	1358		
2.00	3.11	797	339		
3.00	4.67	354	151		
4.00	6.23	199	85		
5.00	7.79	127	54		

H[m]	D[m]	Max lux	Med lux	Beta=39.5°+39.5°	G=0.0
1.00	1.65	3186	1358		
2.00	3.30	797	339		
3.00	4.95	354	151		
4.00	6.60	199	85		
5.00	8.25	127	54		

**Luminaire**

Code 90847L120

Name BLED IP L12W30 DAM K3 840 HO

**Measurem.**

Code 16/8/2023

Name BLED IP L12W30 DAM K3 840 HO

Luminaire Flux	5658 lm	Luminaire Power	44.0 W	Efficacy	128.744 lm/W	Efficiency	73.68%
Source Flux	7680 lm	Maximum value	414.90 cd/klm	Position	C=0.00 G=0.00	CG	Double Symmetrical

**UGR**

S = 0.250

Reflectancies										
Ceiling/Cavity	0.7	0.7	0.5	0.5	0.3	0.7	0.7	0.5	0.5	0.3
Walls	0.5	0.3	0.5	0.3	0.3	0.5	0.3	0.5	0.3	0.3
Working Plane	0.2	0.2	0.2	0.2	0.2	0.2	0.2	0.2	0.2	0.2
Room Dimensions	Lateral View					Viewed Endwise				
x=2H y=2H	15.8	16.9	16.1	17.1	17.3	16.6	17.7	16.9	17.9	18.1
x=2H y=3H	16.4	17.4	16.7	17.7	17.9	17.2	18.3	17.5	18.5	18.7
x=2H y=4H	16.6	17.5	16.9	17.8	18.1	17.5	18.4	17.8	18.7	19.0
x=2H y=6H	16.7	17.6	17.1	17.9	18.2	17.7	18.6	18.0	18.9	19.2
x=2H y=8H	16.8	17.6	17.2	18.0	18.3	17.7	18.6	18.1	18.9	19.2
x=2H y=12H	16.8	17.6	17.2	17.9	18.3	17.8	18.6	18.2	18.9	19.2
x=4H y=2H	15.9	16.9	16.3	17.2	17.5	16.7	17.6	17.0	17.9	18.2
x=4H y=3H	16.7	17.5	17.1	17.8	18.2	17.5	18.3	17.8	18.6	18.9
x=4H y=4H	17.0	17.7	17.4	18.1	18.4	17.8	18.5	18.2	18.9	19.2
x=4H y=6H	17.3	17.9	17.7	18.3	18.7	18.1	18.7	18.5	19.1	19.5
x=4H y=8H	17.4	17.9	17.8	18.3	18.7	18.2	18.8	18.7	19.2	19.6
x=4H y=12H	17.4	17.9	17.9	18.3	18.8	18.3	18.8	18.8	19.2	19.6
x=8H y=4H	17.1	17.6	17.5	18.0	18.5	17.9	18.4	18.3	18.8	19.2
x=8H y=6H	17.5	17.9	17.9	18.3	18.8	18.3	18.7	18.7	19.1	19.6
x=8H y=8H	17.6	18.0	18.1	18.5	18.9	18.4	18.8	18.9	19.3	19.7
x=8H y=12H	17.7	18.1	18.2	18.6	19.1	18.6	18.9	19.0	19.4	19.9
x=12H y=4H	17.1	17.6	17.5	18.0	18.4	17.8	18.3	18.3	18.8	19.2
x=12H y=6H	17.5	17.9	18.0	18.3	18.8	18.3	18.7	18.7	19.1	19.6
x=12H y=8H	17.7	18.0	18.2	18.5	19.0	18.5	18.8	19.0	19.3	19.8

**Luminaire**

Code 90847L120

Name BLED IP L12W30 DAM K3 840 HO

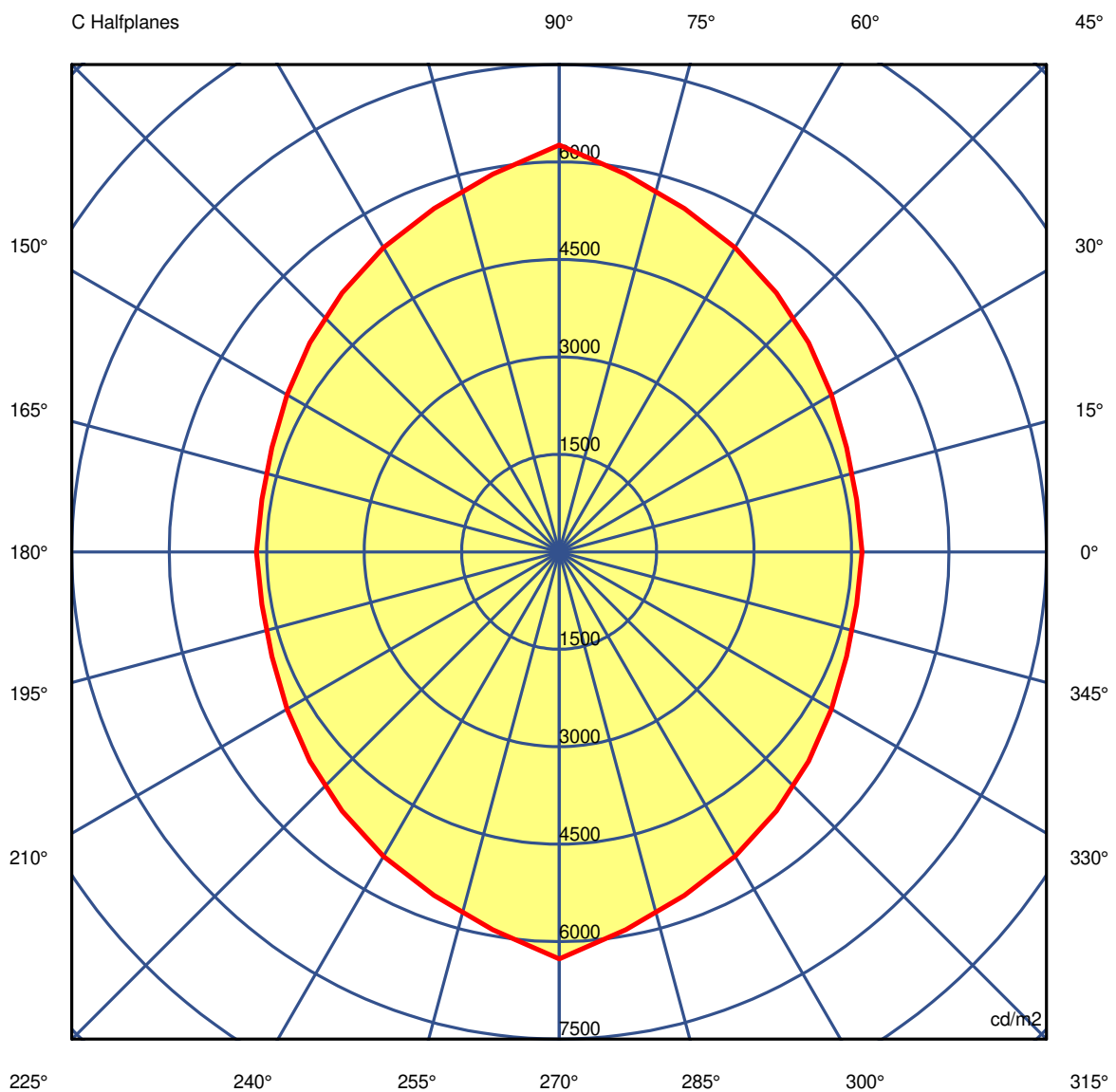
**Measurem.**

Code 16/8/2023

Name BLED IP L12W30 DAM K3 840 HO

Luminaire Flux	5658 lm	Luminaire Power	44.0 W	Efficacy	128.744 lm/W	Efficiency	73.68%
Source Flux	7680 lm	Maximum value	414.90 cd/klm	Position	C=0.00 G=0.00	CG	Double Symmetrical

Luminance



45.0°

**Luminaire**

Code 90847L120

Name BLED IP L12W30 DAM K3 840 HO

**Measur.**

Code 16/8/2023

Name BLED IP L12W30 DAM K3 840 HO

Luminaire Flux		5658 lm		Luminaire Power		44.0 W		Efficacy		128.744 lm/W		Efficiency		73.68%	
Source Flux		7680 lm		Maximum value		414.90 cd/klm		Position		C=0.00 G=0.00		CG		Double Symmetrical	
Luminance cd/m2														Table 1/3	
	C 0.00	C 10.00	C 20.00	C 30.00	C 40.00	C 50.00	C 60.00	C 70.00	C 80.00	C 90.00	C 100.00	C 110.00	C 120.00		
G 0.0	11359	11359	11359	11359	11359	11359	11359	11359	11359	11359	11359	11359	11359	11359	11359
G 5.0	10879	10875	10880	10897	10934	10979	11028	11086	11152	11220	11152	11086	11028	10979	10934
G 10.0	10270	10256	10269	10317	10392	10483	10589	10713	10840	10973	10840	10713	10589	10483	10392
G 15.0	9525	9506	9530	9599	9708	9851	10019	10202	10393	10593	10393	10202	10019	9851	9708
G 20.0	8657	8640	8663	8736	8874	9057	9273	9519	9773	10030	9773	9519	9273	9057	8874
G 25.0	7689	7668	7705	7804	7958	8156	8393	8667	8955	9256	8955	8667	8393	8156	7958
G 30.0	6718	6701	6753	6879	7057	7268	7501	7755	8042	8369	8042	7755	7501	7268	7057
G 35.0	5874	5860	5923	6064	6250	6466	6693	6915	7183	7508	7183	6915	6693	6466	6250
G 40.0	5202	5196	5263	5401	5578	5785	6006	6223	6483	6813	6483	6223	6006	5785	5578
G 45.0	4660	4645	4706	4838	5009	5203	5410	5628	5904	6263	5904	5628	5410	5203	5009
G 50.0	3759	3768	3824	3871	3893	4058	4437	4686	4915	5239	4915	4686	4437	4058	3893
G 55.0	2991	3164	3073	2720	2405	2460	2981	3732	4202	4248	4202	3732	2981	2460	2405
G 60.0	2313	2380	2166	1843	1916	2028	2187	2775	3296	3500	3296	2775	2187	2028	1916
G 65.0	1824	1776	1612	1371	1565	1664	1632	2067	2521	2690	2521	2067	1632	1664	1565
G 70.0	1302	1418	1399	1275	1228	1298	1489	1775	2008	2137	2008	1775	1489	1298	1228
G 75.0	1069	1074	1062	1027	998	1049	1201	1399	1630	1923	1630	1399	1201	1049	998
G 80.0	804	832	837	843	910	964	1006	1140	1318	1518	1318	1140	1006	964	910
G 85.0	549	591	642	663	619	653	793	881	952	1100	952	881	793	653	619
G 90.0	188	190	191	193	208	233	274	325	409	627	409	325	274	233	208

**Luminaire**

Code 90847L120

Name BLED IP L12W30 DAM K3 840 HO

**Measur.**

Code 16/8/2023

Name BLED IP L12W30 DAM K3 840 HO

Luminaire Flux	5658 lm		Luminaire Power		44.0 W		Efficacy		128.744 lm/W		Efficiency		73.68%	
Source Flux	7680 lm		Maximum value		414.90 cd/klm		Position		C=0.00 G=0.00		CG		Double Symmetrical	
Luminance cd/m2      Table 2/3														
	C 130.00	C 140.00	C 150.00	C 160.00	C 170.00	C 180.00	C 190.00	C 200.00	C 210.00	C 220.00	C 230.00	C 240.00	C 250.00	
G 0.0	11359	11359	11359	11359	11359	11359	11359	11359	11359	11359	11359	11359	11359	
G 5.0	10979	10934	10897	10880	10875	10879	10875	10880	10897	10934	10979	11028	11086	
G 10.0	10483	10392	10317	10269	10256	10270	10256	10269	10317	10392	10483	10589	10713	
G 15.0	9851	9708	9599	9530	9506	9525	9506	9530	9599	9708	9851	10019	10202	
G 20.0	9057	8874	8736	8663	8640	8657	8640	8663	8736	8874	9057	9273	9519	
G 25.0	8156	7958	7804	7705	7668	7689	7668	7705	7804	7958	8156	8393	8667	
G 30.0	7268	7057	6879	6753	6701	6718	6701	6753	6879	7057	7268	7501	7755	
G 35.0	6466	6250	6064	5923	5860	5874	5860	5923	6064	6250	6466	6693	6915	
G 40.0	5785	5578	5401	5263	5196	5202	5196	5263	5401	5578	5785	6006	6223	
G 45.0	5203	5009	4838	4706	4645	4660	4645	4706	4838	5009	5203	5410	5628	
G 50.0	4058	3893	3871	3824	3768	3759	3768	3824	3871	3893	4058	4437	4686	
G 55.0	2460	2405	2720	3073	3164	2991	3164	3073	2720	2405	2460	2981	3732	
G 60.0	2028	1916	1843	2166	2380	2313	2380	2166	1843	1916	2028	2187	2775	
G 65.0	1664	1565	1371	1612	1776	1824	1776	1612	1371	1565	1664	1632	2067	
G 70.0	1298	1228	1275	1399	1418	1302	1418	1399	1275	1228	1298	1489	1775	
G 75.0	1049	998	1027	1062	1074	1069	1074	1062	1027	998	1049	1201	1399	
G 80.0	964	910	843	837	832	804	832	837	843	910	964	1006	1140	
G 85.0	653	619	663	642	591	549	591	642	663	619	653	793	881	
G 90.0	233	208	193	191	190	188	190	191	193	208	233	274	325	

**Luminaire**

Code 90847L120

Name BLED IP L12W30 DAM K3 840 HO

**Measurem.**

Code 16/8/2023

Name BLED IP L12W30 DAM K3 840 HO

Luminaire Flux	5658 lm	Luminaire Power	44.0 W	Efficacy	128.744 lm/W	Efficiency	73.68%
Source Flux	7680 lm	Maximum value	414.90 cd/klm	Position	C=0.00 G=0.00	CG	Double Symmetrical

**Luminance cd/m2 Table 3/3**

	C 260.00	C 270.00	C 280.00	C 290.00	C 300.00	C 310.00	C 320.00	C 330.00	C 340.00	C 350.00
G 0.0	11359	11359	11359	11359	11359	11359	11359	11359	11359	11359
G 5.0	11152	11220	11152	11086	11028	10979	10934	10897	10880	10875
G 10.0	10840	10973	10840	10713	10589	10483	10392	10317	10269	10256
G 15.0	10393	10593	10393	10202	10019	9851	9708	9599	9530	9506
G 20.0	9773	10030	9773	9519	9273	9057	8874	8736	8663	8640
G 25.0	8955	9256	8955	8667	8393	8156	7958	7804	7705	7668
G 30.0	8042	8369	8042	7755	7501	7268	7057	6879	6753	6701
G 35.0	7183	7508	7183	6915	6693	6466	6250	6064	5923	5860
G 40.0	6483	6813	6483	6223	6006	5785	5578	5401	5263	5196
G 45.0	5904	6263	5904	5628	5410	5203	5009	4838	4706	4645
G 50.0	4915	5239	4915	4686	4437	4058	3893	3871	3824	3768
G 55.0	4202	4248	4202	3732	2981	2460	2405	2720	3073	3164
G 60.0	3296	3500	3296	2775	2187	2028	1916	1843	2166	2380
G 65.0	2521	2690	2521	2067	1632	1664	1565	1371	1612	1776
G 70.0	2008	2137	2008	1775	1489	1298	1228	1275	1399	1418
G 75.0	1630	1923	1630	1399	1201	1049	998	1027	1062	1074
G 80.0	1318	1518	1318	1140	1006	964	910	843	837	832
G 85.0	952	1100	952	881	793	653	619	663	642	591
G 90.0	409	627	409	325	274	233	208	193	191	190