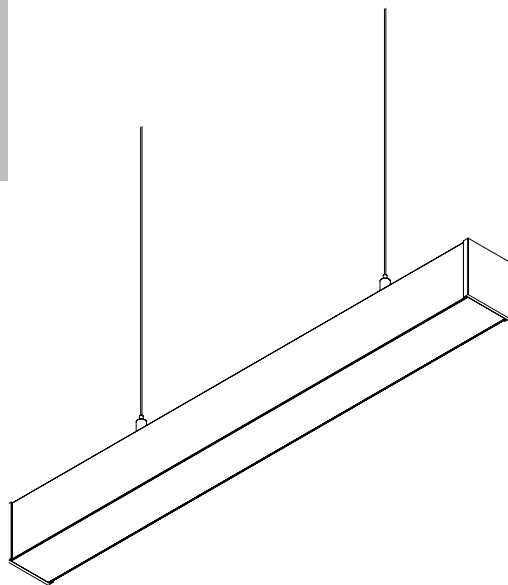


REBA 50 LITE | REBA 50 LITE D/I

(SUSPENDED | SUSPENDU | ABGEHÄNGTE MONTAGE | SUSPENSO | SUSPENDIDO)

EN INSTALLATION INSTRUCTIONS**FR** NOTICE DE MONTAGE**DE** MONTAGEANLEITUNG**PT** INSTRUÇÕES DE MONTAGEM**ES** INSTRUCCIONES DE MONTAJE**IIV876**

EN READ THE SUPPLEMENTARY MANUALS.
FR LIRE LES NOTICES DE MONTAGE SUPPLÉMENTAIRES.
DE LESEN SIE DIE ZUSÄTZLICHEN MONTAGEANLEITUNGEN
PT CONSULTE OS MANUAIS COMPLEMENTARES.
ES LEA LOS MANUALES COMPLEMENTARIOS.

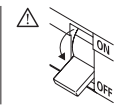
**IIV881****IIV886**



Order code / Code com. / Bestell-Nr. / Código / Código: 90878... | 90879... | 90880... | 90881...

**EN** Carefully read the installation instructions provided before installing the device. Safety and Maintenance: Scan here. |**FR** Lire attentivement les notices de montage avant l'installation de l'appareil. Sécurité et Entretien: Scannez ici. |**DE** Bitte lesen die mitgelieferte Montageanleitungen vor de Montage des Geräts. Sicherheit und Wartung: Hier scannen. |**PT** Leia atentamente as instruções de montagem fornecidas antes de instalar o aparelho. Segurança e Manutenção: Scan aqui. |**ES** Lea atentamente las instrucciones de montaje proporcionadas antes de instalar el aparato. Seguridad y Mantenimiento: Escanea aquí. |

REBA 50 LITE

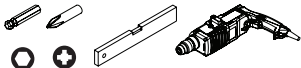
REBA 50 LITE D/I



REBA 50 LITE	REBA 50 LITE D/I
 (mm)	 (mm)
568x51x60	1128x51x60
1128x51x60	1408x51x60
1408x51x60	

TOOLS | OUTILS | WERKZEUG | FERRAMENTAS | HERRAMIENTAS

Umbrako
Phillips screwdriver
Level ruler



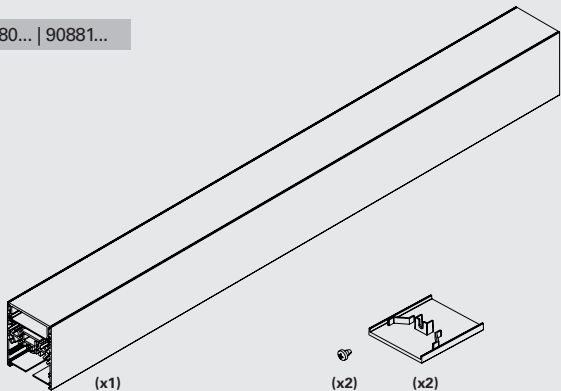
EN USE GLOVES.
FR UTILISEZ DES GANTS.
DE HANDSCHUHE BENUTZEN.
PT UTILIZE LUVAS.
ES USE GUANTES.

REBA 50 LITE

REBA 50 LITE D/I



90878... | 90879... | 90880... | 90881...



(x1)

(x2)

(x2)

S16 REBA 50 LITE SUSPENSION KIT

KIT DE SUSPENSION S16 REBA 50 LITE

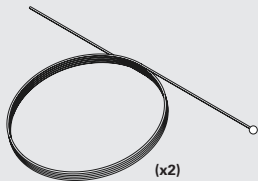
S16 REBA 50 LITE SEILABHÄNGUNG

KIT DE SUSPENSÃO S16 REBA 50 LITE

KIT DE SUSPENSIÓN S16 REBA 50 LITE

+ 
IIV886

913400 | 913401 | 913402



(x2)

(x2)

(x2)

(x2)

(x2)

T64 CEILING ROSE KIT
KIT PATÈRE DE SUSPENSION T64
T64 DECKENDOSE KIT
KIT DE ALIMENTAÇÃO T64
KIT BASE DETECHO T64

+ 
IIV881

94300...

CEILING ROSET T64
PATÈRE DE SUSPENSION T64
DECKENDOSE T64
CAIXA DE ALIMENTAÇÃO T64
BASE DE TETTO T64



(x7)

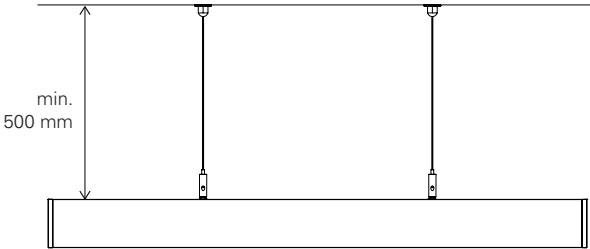


(x1)





(x1)

REBA 50 LITE D/I



(TOP VIEW)

REBA 50 LITE			
 (mm)	A	B	C
562x51x60	72,5	417	25
1122x51x60		877	
1402x51x60		1257	

REBA 50 LITE D/I			
 (mm)	A	B	C
562x51x60	72,5	877	25
1122x51x60		877	
1402x51x60		1257	



EN Dimensions do not include start kit. To complete the line add 6 mm to the length.

FR Dimensions sans kit début de ligne. Veuillez ajouter 6 mm à la longueur pour compléter la ligne.

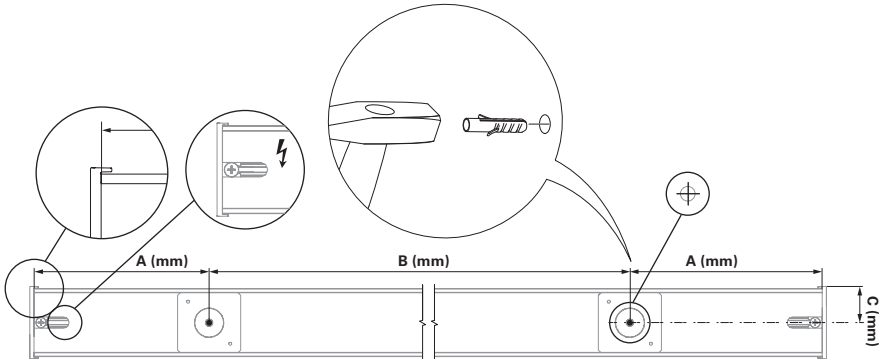
DE Abmessungen ohne Startkit. Fügen Sie der Länge 6 mm hinzu.

PT um die Linie zu vervollständigen.

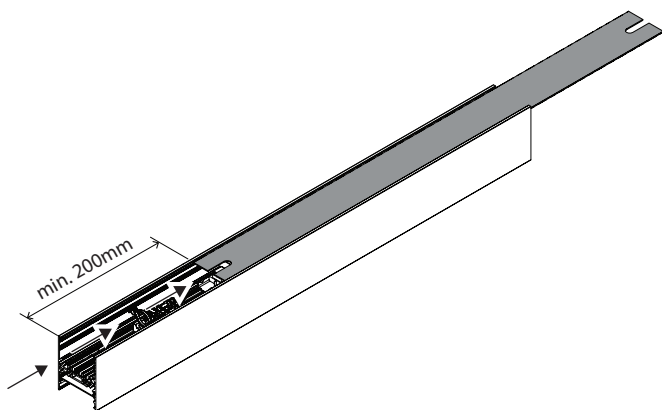
As dimensões não incluem start kit. Adicione 6 mm ao

ES comprimento para completar a linha.

Las dimensiones no incluyen el star kit. Incremente 6 mm a la longitud para completar la línea.



1



FOR SUSPENSION AND CEILING ROSE READ:
POUR SUSPENSION ET PATÈRE DE
SUSPENSION LIRE :
FÜR SEILABHÄNGUNG UND DECKENDOSE, BITTE
LESEN SIE:
PARA SUSPENSÃO E CAIXA DE
ALIMENTAÇÃO LER:
PARA SUSPENSIÓN Y BASE DE TECHO LEER:

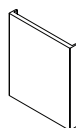


IIV881 (FIRST /
PREMIER / ERSTE
/ PRIMEIRO /
PRIMERO)
IIV886

2


1.

x1

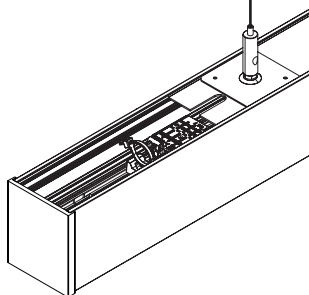


2.

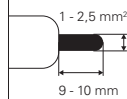
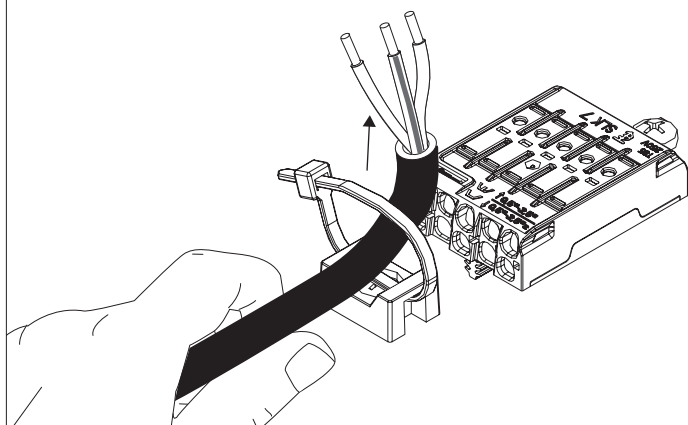
x1



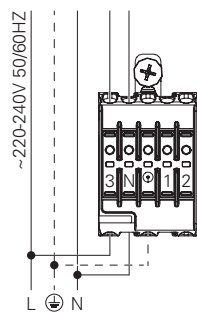
3.



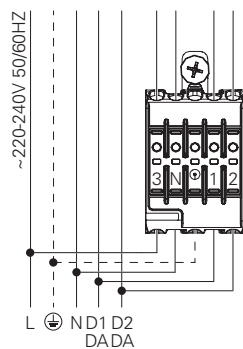
3



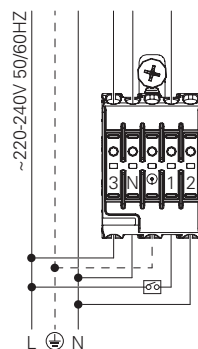
4 - HF



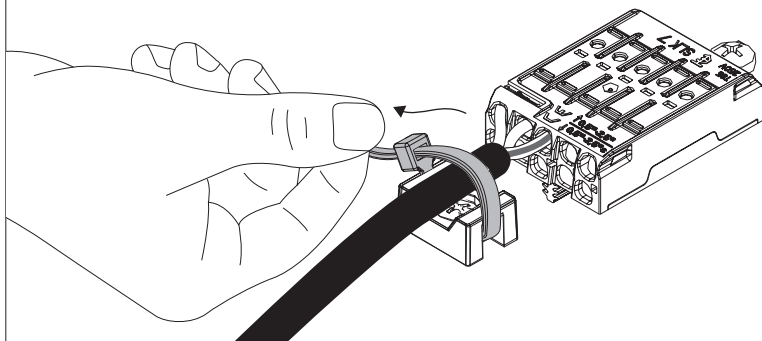
DALI



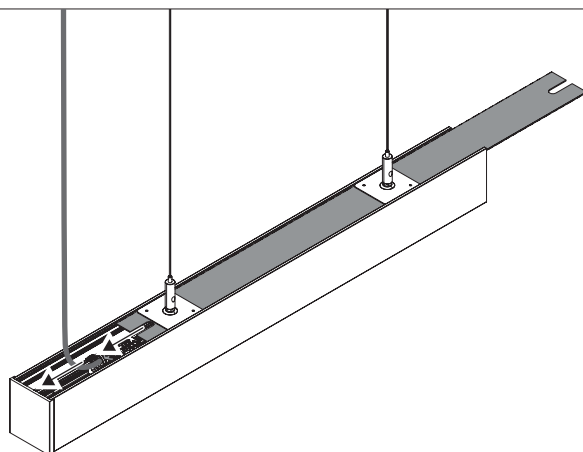
SWD



5

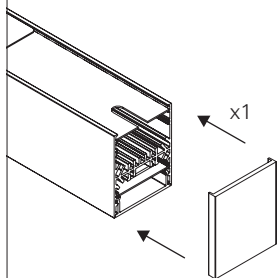


6

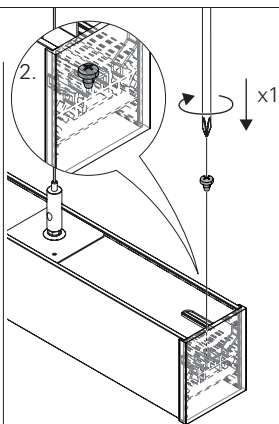


7

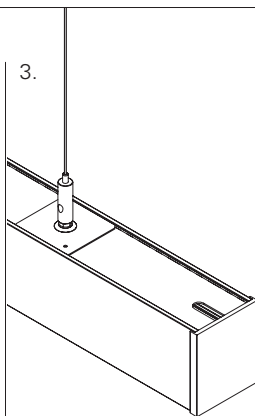
1.



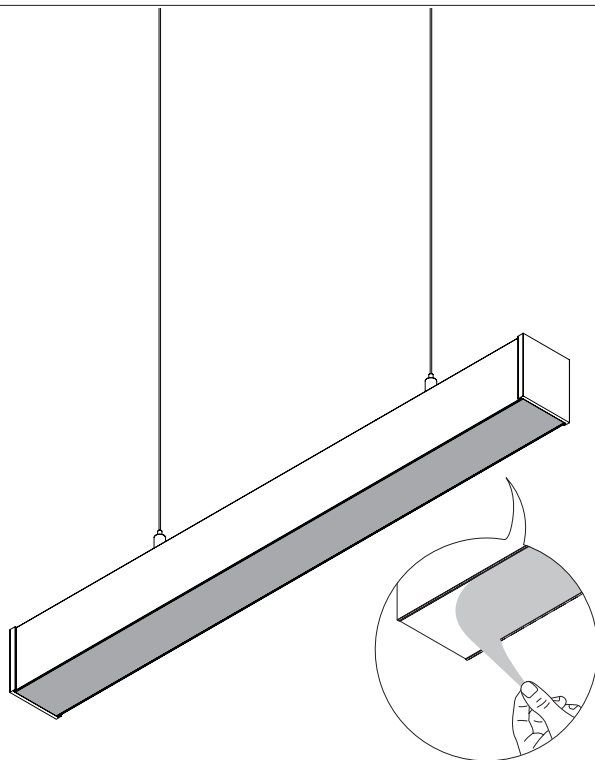
2.



3.



8



EN Remove the film from the diffuser.

FR Retirer la pellicule du diffuseur.

DE Die Folie vom Diffusor entfernen.

PT Retirar a película do difusor.

ES Retirar la película del difusor.