

Luminaire

Code 90882L015

Name REBA 50 LITE /C LINE L1500 BLINE 830 G

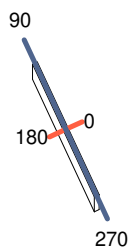
Measurem.

Code 28/6/2024

Name REBA 50 LITE /C LINE L1500 BLINE 830 G

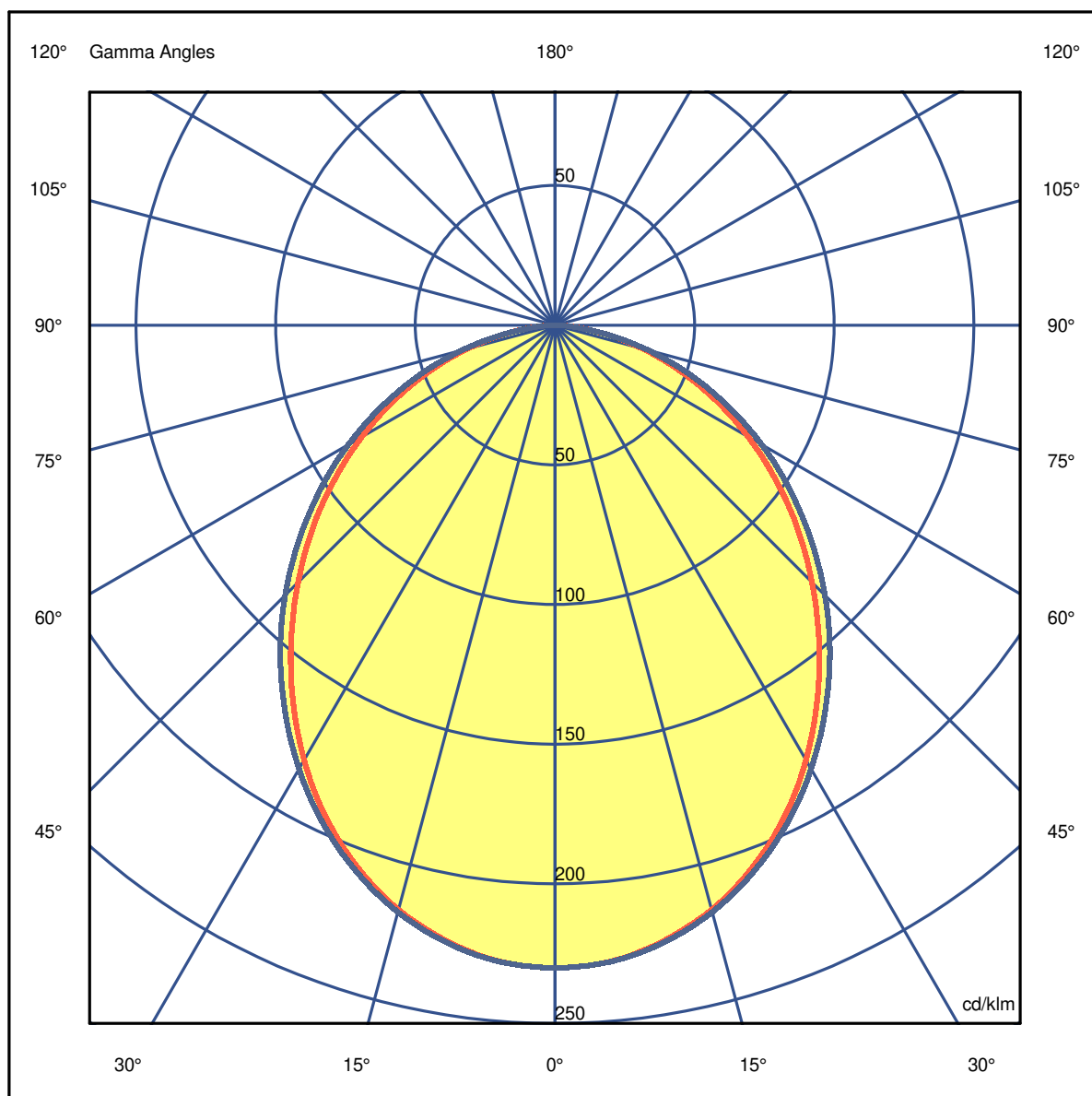
Luminaire Flux	2671 lm	Luminaire Power	27.7 W	Efficacy	96.300 lm/W	Efficiency	58.07%
Source Flux	4600 lm	Maximum value	230.20 cd/klm	Position	C=0.00 G=0.00	CG	Double Symmetrical

1402mm x 51mm



C Halfplanes

180.0 ——— 0.0
270.0 ——— 90.0



Luminaire

Code 90882L015

Code	50882E015
Name	REBA 50 LITE /C LINE L1500 BLINE 830 G

Measur.

Code 28/6/2024

Code	29/3/2021
Name	REBA 50 LITE /C LINE L1500 BLINE 830 G

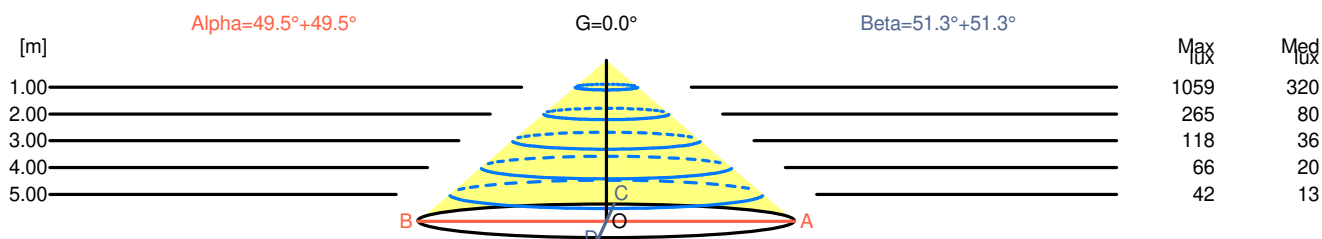
Luminaire Flux	2671 lm	Luminaire Power	27.7 W	Efficacy	96.300 lm/W	Efficiency	58.07%
Source Flux	4600 lm	Maximum value	230.20 cd/klm	Position	C=0.00 G=0.00	CG	Double Symmetrical


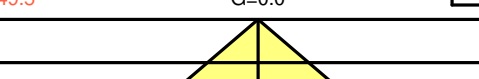
Width at 50.00 % of Max Intensity


H[m]	1.00	2.00	3.00	4.00	5.00	H[m]	1.00	2.00	3.00	4.00	5.00
OA	1.17	2.34	3.51	4.68	5.85	OC	1.25	2.50	3.75	5.00	6.25
OB	1.17	2.34	3.51	4.68	5.85	OD	1.25	2.50	3.75	5.00	6.25

Luminous Intensities [cd/klm]

	0	5	15	25	35	45	55	65	75	85
OA	1058.92	1051.56	996.36	893.78	753.02	598.46	443.90	292.10	149.04	33.58
OB	1058.92	1051.56	996.36	893.78	753.02	598.46	443.90	292.10	149.04	33.58
OC	1058.92	1052.02	1000.50	904.82	775.56	628.82	471.96	313.26	158.70	31.28
OD	1058.92	1052.02	1000.50	904.82	775.56	628.82	471.96	313.26	158.70	31.28



H[m]	D[m]	Max lux	Med lux	Alpha=49.5°+49.5°	G=0.0	
1.00	2.34	1059	320			
2.00	4.68	265	80			
3.00	7.02	118	36			
4.00	9.36	66	20			
5.00	11.71	42	13			

H[m]	D[m]	Max lux	Med lux	Beta=51.3°+51.3°	G=0.0	
1.00	2.50	1059	320			
2.00	5.00	265	80			
3.00	7.50	118	36			
4.00	10.00	66	20			
5.00	12.50	42	13			

Luminaire

Code 90882L015

Name REBA 50 LITE /C LINE L1500 BLINE 830 G

Measurem.

Code 28/6/2024

Name REBA 50 LITE /C LINE L1500 BLINE 830 G

Luminaire Flux	2671 lm	Luminaire Power	27.7 W	Efficacy	96.300 lm/W	Efficiency	58.07%
Source Flux	4600 lm	Maximum value	230.20 cd/klm	Position	C=0.00 G=0.00	CG	Double Symmetrical

UGR
S = 0.250

Reflectancies										
Ceiling/Cavity	0.7	0.7	0.5	0.5	0.3	0.7	0.7	0.5	0.5	0.3
Walls	0.5	0.3	0.5	0.3	0.3	0.5	0.3	0.5	0.3	0.3
Working Plane	0.2	0.2	0.2	0.2	0.2	0.2	0.2	0.2	0.2	0.2
Room Dimensions	Lateral View					Viewed Endwise				
x=2H y=2H	17.7	18.9	17.9	19.2	19.4	19.8	21.1	20.1	21.3	21.6
x=2H y=3H	18.6	19.7	18.9	20.0	20.3	21.2	22.4	21.6	22.6	22.9
x=2H y=4H	18.9	20.0	19.2	20.2	20.5	21.8	22.9	22.1	23.1	23.4
x=2H y=6H	19.0	20.0	19.3	20.3	20.6	22.1	23.1	22.4	23.4	23.7
x=2H y=8H	19.0	20.0	19.3	20.3	20.6	22.1	23.1	22.5	23.4	23.8
x=2H y=12H	19.0	19.9	19.4	20.2	20.6	22.2	23.1	22.5	23.4	23.8
x=4H y=2H	18.3	19.4	18.6	19.7	19.9	20.1	21.2	20.4	21.5	21.8
x=4H y=3H	19.3	20.3	19.7	20.6	20.9	21.6	22.5	22.0	22.8	23.2
x=4H y=4H	19.7	20.5	20.1	20.9	21.3	22.2	23.1	22.6	23.4	23.8
x=4H y=6H	19.9	20.6	20.3	21.0	21.4	22.6	23.3	23.0	23.7	24.1
x=4H y=8H	19.9	20.6	20.4	21.0	21.4	22.7	23.4	23.2	23.8	24.2
x=4H y=12H	20.0	20.6	20.4	20.9	21.4	22.8	23.4	23.2	23.8	24.2
x=8H y=4H	19.9	20.6	20.4	21.0	21.4	22.3	22.9	22.7	23.3	23.7
x=8H y=6H	20.2	20.7	20.6	21.2	21.6	22.7	23.3	23.2	23.7	24.1
x=8H y=8H	20.3	20.7	20.7	21.2	21.7	22.8	23.3	23.3	23.8	24.2
x=8H y=12H	20.3	20.7	20.8	21.1	21.6	22.9	23.3	23.4	23.8	24.3
x=12H y=4H	19.9	20.5	20.4	20.9	21.4	22.2	22.8	22.7	23.2	23.7
x=12H y=6H	20.2	20.7	20.7	21.1	21.6	22.7	23.2	23.2	23.6	24.1
x=12H y=8H	20.3	20.7	20.8	21.1	21.7	22.8	23.2	23.3	23.7	24.2

Luminaire

Code 90882L015

Name REBA 50 LITE /C LINE L1500 BLINE 830 G

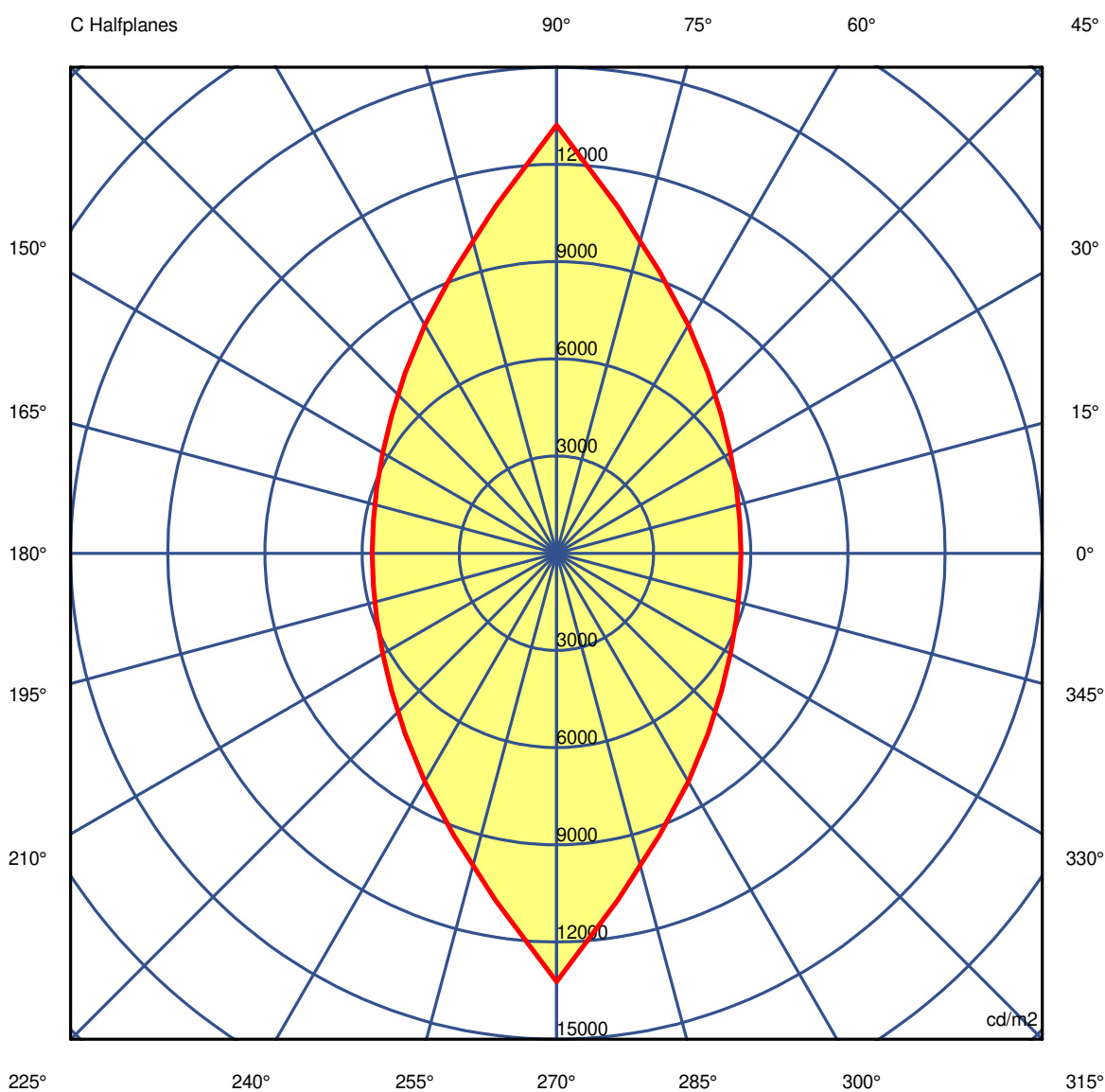
Measurem.

Code 28/6/2024

Name REBA 50 LITE /C LINE L1500 BLINE 830 G

Luminaire Flux	2671 lm	Luminaire Power	27.7 W	Efficacy	96.300 lm/W	Efficiency	58.07%
Source Flux	4600 lm	Maximum value	230.20 cd/klm	Position	C=0.00 G=0.00	CG Double Symmetrical	

Luminance



45.0°

Luminaire

Code 90882L015

Name REBA 50 LITE /C LINE L1500 BLINE 830 G

Measurem.

Code 28/6/2024

Name REBA 50 LITE /C LINE L1500 BLINE 830 G

Luminaire Flux	2671 lm		Luminaire Power		27.7 W		Efficacy		96.300 lm/W		Efficiency		58.07%	
Source Flux	4600 lm		Maximum value		230.20 cd/klm		Position		C=0.00 G=0.00		CG		Double Symmetrical	
Luminance cd/m2 Table 1/3														
	C 0.00	C 10.00	C 20.00	C 30.00	C 40.00	C 50.00	C 60.00	C 70.00	C 80.00	C 90.00	C 100.00	C 110.00	C 120.00	
G 0.0	16419	16419	16419	16419	16419	16419	16419	16419	16419	16419	16419	16419	16419	
G 5.0	14691	14705	14767	14877	15030	15223	15450	15708	15999	16314	15999	15708	15450	
G 10.0	13178	13194	13302	13493	13743	14072	14485	14974	15522	16124	15522	14974	14485	
G 15.0	11852	11885	12012	12236	12558	12990	13538	14204	14982	15879	14982	14204	13538	
G 20.0	10634	10670	10817	11084	11461	11962	12604	13403	14380	15553	14380	13403	12604	
G 25.0	9508	9546	9705	9997	10407	10962	11685	12596	13742	15177	13742	12596	11685	
G 30.0	8443	8483	8655	8976	9413	10007	10788	11771	13052	14741	13052	11771	10788	
G 35.0	7450	7492	7664	7980	8446	9075	9890	10938	12347	14254	12347	10938	9890	
G 40.0	6535	6578	6748	7057	7514	8155	9008	10106	11623	13761	11623	10106	9008	
G 45.0	5695	5744	5907	6200	6643	7277	8139	9268	10869	13223	10869	9268	8139	
G 50.0	4926	4962	5114	5395	5808	6407	7250	8413	10079	12638	10079	8413	7250	
G 55.0	4192	4229	4368	4624	5012	5575	6380	7535	9250	12024	9250	7535	6380	
G 60.0	3497	3529	3653	3884	4235	4751	5508	6632	8364	11355	8364	6632	5508	
G 65.0	2822	2852	2959	3158	3467	3920	4597	5648	7344	10527	7344	5648	4597	
G 70.0	2166	2186	2270	2430	2683	3062	3640	4570	6172	9554	6172	4570	3640	
G 75.0	1522	1539	1601	1717	1904	2192	2646	3405	4798	8198	4798	3405	2646	
G 80.0	910	917	955	1031	1147	1325	1615	2122	3144	6280	3144	2122	1615	
G 85.0	376	379	396	428	471	547	682	911	1423	3737	1423	911	682	
G 90.0	66	66	69	74	83	98	124	176	312	1833	312	176	124	

Luminaire

Code 90882L015

Name REBA 50 LITE /C LINE L1500 BLINE 830 G

Measurem.

Code 28/6/2024

Name REBA 50 LITE /C LINE L1500 BLINE 830 G

Luminaire Flux	2671 lm		Luminaire Power		27.7 W		Efficacy		96.300 lm/W		Efficiency		58.07%	
Source Flux	4600 lm		Maximum value		230.20 cd/klm		Position		C=0.00 G=0.00		CG		Double Symmetrical	
Luminance cd/m2														
Table 2/3														
	C 130.00	C 140.00	C 150.00	C 160.00	C 170.00	C 180.00	C 190.00	C 200.00	C 210.00	C 220.00	C 230.00	C 240.00	C 250.00	
G 0.0	16419	16419	16419	16419	16419	16419	16419	16419	16419	16419	16419	16419	16419	16419
G 5.0	15223	15030	14877	14767	14705	14691	14705	14767	14877	15030	15223	15450	15708	
G 10.0	14072	13743	13493	13302	13194	13178	13194	13302	13493	13743	14072	14485	14974	
G 15.0	12990	12558	12236	12012	11885	11852	11885	12012	12236	12558	12990	13538	14204	
G 20.0	11962	11461	11084	10817	10670	10634	10670	10817	11084	11461	11962	12604	13403	
G 25.0	10962	10407	9997	9705	9546	9508	9546	9705	9997	10407	10962	11685	12596	
G 30.0	10007	9413	8976	8655	8483	8443	8483	8655	8976	9413	10007	10788	11771	
G 35.0	9075	8446	7980	7664	7492	7450	7492	7664	7980	8446	9075	9890	10938	
G 40.0	8155	7514	7057	6748	6578	6535	6578	6748	7057	7514	8155	9008	10106	
G 45.0	7277	6643	6200	5907	5744	5695	5744	5907	6200	6643	7277	8139	9268	
G 50.0	6407	5808	5395	5114	4962	4926	4962	5114	5395	5808	6407	7250	8413	
G 55.0	5575	5012	4624	4368	4229	4192	4229	4368	4624	5012	5575	6380	7535	
G 60.0	4751	4235	3884	3653	3529	3497	3529	3653	3884	4235	4751	5508	6632	
G 65.0	3920	3467	3158	2959	2852	2822	2852	2959	3158	3467	3920	4597	5648	
G 70.0	3062	2683	2430	2270	2186	2166	2186	2270	2430	2683	3062	3640	4570	
G 75.0	2192	1904	1717	1601	1539	1522	1539	1601	1717	1904	2192	2646	3405	
G 80.0	1325	1147	1031	955	917	910	917	955	1031	1147	1325	1615	2122	
G 85.0	547	471	428	396	379	376	379	396	428	471	547	682	911	
G 90.0	98	83	74	69	66	66	66	69	74	83	98	124	176	

Luminaire

Code 90882L015
Name REBA 50 LITE /C LINE L1500 BLINE 830 G

Measurem.

Code 28/6/2024
Name REBA 50 LITE /C LINE L1500 BLINE 830 G

Luminaire Flux	2671 lm	Luminaire Power	27.7 W	Efficacy	96.300 lm/W	Efficiency	58.07%
Source Flux	4600 lm	Maximum value	230.20 cd/klm	Position	C=0.00 G=0.00	CG	Double Symmetrical

Luminance cd/m2 Table 3/3

	C 260.00	C 270.00	C 280.00	C 290.00	C 300.00	C 310.00	C 320.00	C 330.00	C 340.00	C 350.00
G 0.0	16419	16419	16419	16419	16419	16419	16419	16419	16419	16419
G 5.0	15999	16314	15999	15708	15450	15223	15030	14877	14767	14705
G 10.0	15522	16124	15522	14974	14485	14072	13743	13493	13302	13194
G 15.0	14982	15879	14982	14204	13538	12990	12558	12236	12012	11885
G 20.0	14380	15553	14380	13403	12604	11962	11461	11084	10817	10670
G 25.0	13742	15177	13742	12596	11685	10962	10407	9997	9705	9546
G 30.0	13052	14741	13052	11771	10788	10007	9413	8976	8655	8483
G 35.0	12347	14254	12347	10938	9890	9075	8446	7980	7664	7492
G 40.0	11623	13761	11623	10106	9008	8155	7514	7057	6748	6578
G 45.0	10869	13223	10869	9268	8139	7277	6643	6200	5907	5744
G 50.0	10079	12638	10079	8413	7250	6407	5808	5395	5114	4962
G 55.0	9250	12024	9250	7535	6380	5575	5012	4624	4368	4229
G 60.0	8364	11355	8364	6632	5508	4751	4235	3884	3653	3529
G 65.0	7344	10527	7344	5648	4597	3920	3467	3158	2959	2852
G 70.0	6172	9554	6172	4570	3640	3062	2683	2430	2270	2186
G 75.0	4798	8198	4798	3405	2646	2192	1904	1717	1601	1539
G 80.0	3144	6280	3144	2122	1615	1325	1147	1031	955	917
G 85.0	1423	3737	1423	911	682	547	471	428	396	379
G 90.0	312	1833	312	176	124	98	83	74	69	66