


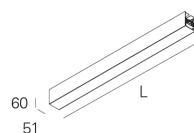
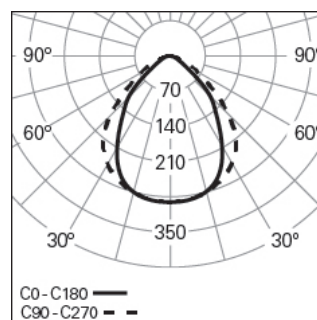
REBA 50 LITE /C LINE L0600 BGLARE DALI 830 B

ALUMINIUM PROFILE SYSTEMS

90883L006HB0300



Light distribution



L=562mm

PRODUCT DESCRIPTION

Application Areas: Offices, Hotels and residential, Public spaces, Retail, Education, Health and care

Mounting Type: Surface mounted

Control Gear Included: Yes

Control Gear: LED driver 220-240VAC-50/60Hz

REBA 50 LITE /C LINE L0600 BGLARE DALI 830 B

CHARACTERISTICS

Luminaire Type: Straight line luminaire

Luminaire Module: Middle (MID)

Insulation Class: I

Ingress Protection (IP): 40

Ambient Temperature Range (°C):]-5, 25[

Warranty (Years): 5

Current Supply Cable Entry Point: Back

MATERIALS

Body Material: Extruded aluminium profile

Finishing: Epoxy polyester powder coated

Colour: Black (B)

Glow-wire Resistance (°C): 850

OPTICAL SYSTEM

Optical System: bGLARE - Microprismatic diffuser

Light Distribution: Direct

Beam Angle (°): 85

TECHNICAL DATA

Light Source: LED

Input Power (W): 8

Input Driver Voltage: 220-240V-50/60Hz

Power Factor (λ): 0,77

Luminaire Luminous Flux (lm): 707

Luminaire Efficacy (lm/W): 88

Unified Glare Rating (UGR): <19

LED Lifetime - Rated Median Useful Life: 80.000h @ L80, B10, Ta 25°C

CCT - Correlated Colour Temperature (K): 3000

Photobiological safety according to IEC 62471: Risk group 1 - Low-risk (RG1)

Colour Rendering Index (CRI): >80

Chromaticity Tolerance (MacAdam step): <3

This Product Contains a Light Source of Energy Efficiency Class: D

LED Module Forward Voltage Range (VF): 33,7

Power Supply Dimming: DALI 2

Central Battery Emergency Lighting System (VDC): 180-280

Maximum of Luminaires by Magnetic Circuit Breaker B16: <25

Inrush Current (A): 18

Pulse Duration (µs): 15

DIMENSIONS

L - Length (mm): 562

W - Width (mm): 51

H - Height (mm): 60

Net Weight (kg): 1.2

NOTES

- To complete the line, it is necessary to order the start kit separately;
- Dimensions do not include start kit. To complete the line add 6 mm to the length.