

Luminaire

Code 90883L015

Name REBA 50 LITE /C LINE L1500 BGLARE 830 B

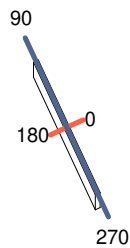
Measurem.

Code 27/6/2024

Name REBA 50 LITE /C LINE L1500 BGLARE 830 B

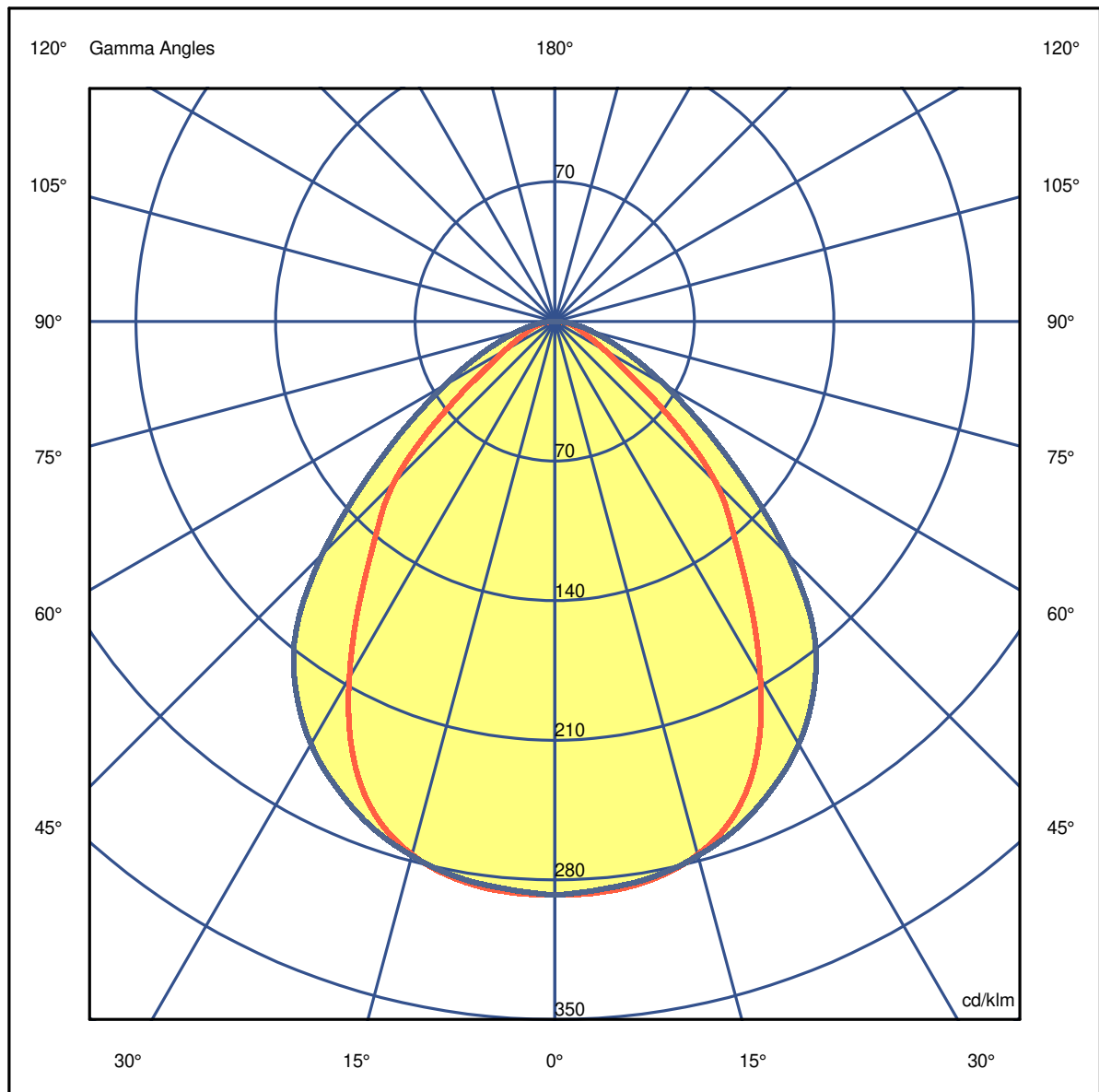
Luminaire Flux	1753 lm	Luminaire Power	18.6 W	Efficacy	94.510 lm/W	Efficiency	56.55%
Source Flux	3100 lm	Maximum value	287.60 cd/klm	Position	C=0.00 G=0.00	CG	Double Symmetrical

1402mm x 51mm



C Halfplanes

180.0 ————— 0.0
270.0 ————— 90.0



Luminaire

Code 90883L015

Name REBA 50 LITE /C LINE L1500 BGLARE 830 B

Measurem.

Code 27/6/2024

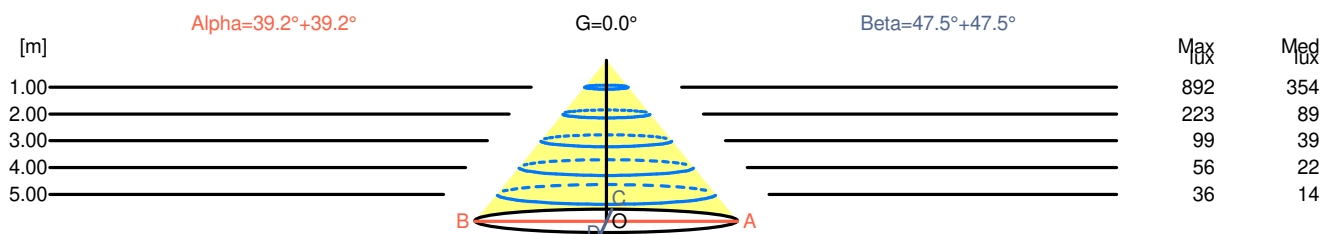
Name REBA 50 LITE /C LINE L1500 BGLARE 830 B

Luminaire Flux	1753 lm	Luminaire Power	18.6 W	Efficacy	94.510 lm/W	Efficiency	56.55%
Source Flux	3100 lm	Maximum value	287.60 cd/klm	Position	C=0.00 G=0.00	CG	Double Symmetrical

Width at 50.00 % of Max Intensity

H[m]	1.00	2.00	3.00	4.00	5.00	H[m]	1.00	2.00	3.00	4.00	5.00
OA	0.82	1.63	2.45	3.27	4.08	OC	1.09	2.18	3.28	4.37	5.46
OB	0.82	1.63	2.45	3.27	4.08	OD	1.09	2.18	3.28	4.37	5.46

	0	5	15	25	35	45	55	65	75	85
OA	891.56	889.70	857.77	743.38	528.24	353.71	138.88	60.45	32.86	10.23
OB	891.56	889.70	857.77	743.38	528.24	353.71	138.88	60.45	32.86	10.23
OC	891.56	885.05	859.63	800.73	701.53	510.57	278.07	137.64	60.45	16.12
OD	891.56	885.05	859.63	800.73	701.53	510.57	278.07	137.64	60.45	16.12



H[m]	D[m]	Max lux	Med lux	Alpha=39.2°+39.2°	G=0.0
1.00	1.63	892	354		
2.00	3.27	223	89		
3.00	4.90	99	39		
4.00	6.53	56	22		
5.00	8.16	36	14		

H[m]	D[m]	Max lux	Med lux	Beta=47.5°+47.5°	G=0.0
1.00	2.18	892	354		
2.00	4.37	223	89		
3.00	6.55	99	39		
4.00	8.74	56	22		
5.00	10.92	36	14		

Luminaire

Code 90883L015

Name REBA 50 LITE /C LINE L1500 BGLARE 830 B

Measurem.

Code 27/6/2024

Name REBA 50 LITE /C LINE L1500 BGLARE 830 B

Luminaire Flux	1753 lm	Luminaire Power	18.6 W	Efficacy	94.510 lm/W	Efficiency	56.55%
Source Flux	3100 lm	Maximum value	287.60 cd/klm	Position	C=0.00 G=0.00	CG	Double Symmetrical

UGR
S = 0.250

Reflectancies										
Ceiling/Cavity	0.7	0.7	0.5	0.5	0.3	0.7	0.7	0.5	0.5	0.3
Walls	0.5	0.3	0.5	0.3	0.3	0.5	0.3	0.5	0.3	0.3
Working Plane	0.2	0.2	0.2	0.2	0.2	0.2	0.2	0.2	0.2	0.2
Room Dimensions	Lateral View					Viewed Endwise				
x=2H y=2H	13.7	14.8	14.0	15.0	15.3	17.9	19.0	18.2	19.2	19.5
x=2H y=3H	13.8	14.8	14.1	15.1	15.3	18.5	19.5	18.8	19.7	20.0
x=2H y=4H	13.9	14.8	14.2	15.0	15.3	18.7	19.6	19.1	19.9	20.2
x=2H y=6H	13.8	14.7	14.2	15.0	15.3	18.9	19.7	19.2	20.0	20.3
x=2H y=8H	13.9	14.7	14.2	15.0	15.3	19.0	19.7	19.3	20.1	20.4
x=2H y=12H	13.8	14.6	14.2	14.9	15.3	19.0	19.8	19.3	20.1	20.4
x=4H y=2H	14.1	15.0	14.4	15.3	15.6	17.9	18.8	18.2	19.1	19.3
x=4H y=3H	14.3	15.1	14.7	15.4	15.7	18.6	19.4	19.0	19.7	20.0
x=4H y=4H	14.4	15.1	14.8	15.4	15.8	18.9	19.5	19.3	19.9	20.3
x=4H y=6H	14.5	15.0	14.9	15.4	15.8	19.1	19.7	19.5	20.0	20.4
x=4H y=8H	14.5	15.0	14.9	15.4	15.8	19.2	19.7	19.6	20.1	20.5
x=4H y=12H	14.5	14.9	14.9	15.3	15.8	19.2	19.7	19.7	20.1	20.5
x=8H y=4H	14.5	15.1	15.0	15.5	15.9	18.8	19.4	19.2	19.7	20.1
x=8H y=6H	14.6	15.1	15.1	15.5	15.9	19.1	19.5	19.5	19.9	20.4
x=8H y=8H	14.6	15.0	15.1	15.5	15.9	19.2	19.5	19.6	20.0	20.4
x=8H y=12H	14.7	15.0	15.1	15.4	15.9	19.2	19.6	19.7	20.0	20.5
x=12H y=4H	14.5	15.0	15.0	15.4	15.8	18.8	19.3	19.2	19.7	20.1
x=12H y=6H	14.6	15.0	15.1	15.5	15.9	19.0	19.4	19.5	19.9	20.3
x=12H y=8H	14.7	15.0	15.2	15.5	16.0	19.2	19.5	19.6	19.9	20.4

Luminaire

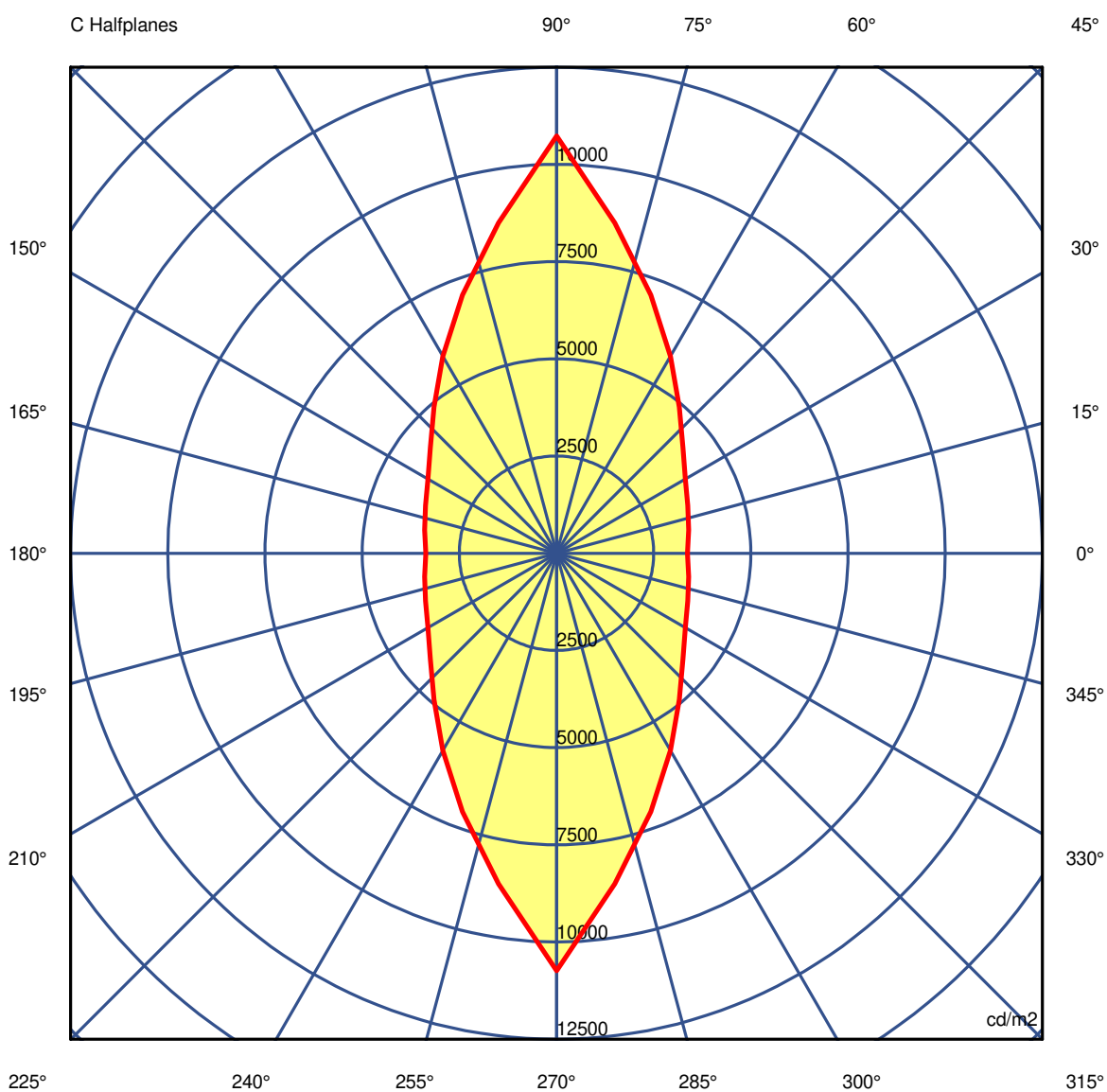
Code 90883L015
Name REBA 50 LITE /C LINE L1500 BGLARE 830 B

Measurem.

Code 27/6/2024
Name REBA 50 LITE /C LINE L1500 BGLARE 830 B

Luminaire Flux	1753 lm	Luminaire Power	18.6 W	Efficacy	94.510 lm/W	Efficiency	56.55%
Source Flux	3100 lm	Maximum value	287.60 cd/klm	Position	C=0.00 G=0.00	CG	Double Symmetrical

Luminance



Luminaire

Code 90883L015

Name REBA 50 LITE /C LINE L1500 BGLARE 830 B

Measurem.

Code 27/6/2024

Name REBA 50 LITE /C LINE L1500 BGLARE 830 B

Luminaire Flux	1753 lm		Luminaire Power		18.6 W		Efficacy		94.510 lm/W		Efficiency		56.55%	
Source Flux	3100 lm		Maximum value		287.60 cd/klm		Position		C=0.00 G=0.00		CG		Double Symmetrical	
Luminance cd/m2														
Table 1/3														
	C 0.00	C 10.00	C 20.00	C 30.00	C 40.00	C 50.00	C 60.00	C 70.00	C 80.00	C 90.00	C 100.00	C 110.00	C 120.00	
G 0.0	13824	13824	13824	13824	13824	13824	13824	13824	13824	13824	13824	13824	13824	
G 5.0	12430	12442	12489	12573	12709	12880	13070	13273	13492	13724	13492	13273	13070	
G 10.0	11266	11286	11361	11499	11735	12012	12329	12744	13211	13700	13211	12744	12329	
G 15.0	10203	10237	10347	10547	10851	11229	11678	12233	12890	13643	12890	12233	11678	
G 20.0	9133	9189	9335	9589	9976	10464	11037	11716	12551	13574	12551	11716	11037	
G 25.0	7908	7983	8184	8535	9034	9645	10347	11157	12171	13431	12171	11157	10347	
G 30.0	6529	6627	6866	7276	7867	8635	9545	10552	11745	13254	11745	10552	9545	
G 35.0	5226	5293	5508	5920	6550	7393	8450	9721	11127	12893	11127	9721	8450	
G 40.0	4182	4234	4419	4778	5331	6105	7152	8531	10181	12224	10181	8531	7152	
G 45.0	3366	3453	3589	3821	4246	4914	5851	7074	8627	10737	8627	7074	5851	
G 50.0	2254	2326	2492	2787	3224	3826	4619	5633	6946	8823	6946	5633	4619	
G 55.0	1311	1361	1514	1854	2244	2773	3497	4372	5469	7084	5469	4372	3497	
G 60.0	850	875	959	1172	1491	1931	2515	3265	4230	5701	4230	3265	2515	
G 65.0	584	597	668	810	1016	1350	1818	2353	3134	4625	3134	2353	1818	
G 70.0	438	454	510	604	720	945	1297	1698	2330	3722	2330	1698	1297	
G 75.0	335	345	380	452	526	669	915	1237	1780	3123	1780	1237	915	
G 80.0	237	232	258	313	369	458	609	848	1289	2584	1289	848	609	
G 85.0	114	118	133	164	189	226	298	429	705	1926	705	429	298	
G 90.0	22	22	23	25	28	33	42	59	107	674	107	59	42	

Luminaire

Code 90883L015

Name REBA 50 LITE /C LINE L1500 BGLARE 830 B

Measurem.

Code 27/6/2024

Name REBA 50 LITE /C LINE L1500 BGLARE 830 B

Luminaire Flux	1753 lm		Luminaire Power		18.6 W		Efficacy		94.510 lm/W		Efficiency		56.55%	
Source Flux	3100 lm		Maximum value		287.60 cd/klm		Position		C=0.00 G=0.00		CG		Double Symmetrical	
Luminance cd/m2														
Table 2/3														
	C 130.00	C 140.00	C 150.00	C 160.00	C 170.00	C 180.00	C 190.00	C 200.00	C 210.00	C 220.00	C 230.00	C 240.00	C 250.00	
G 0.0	13824	13824	13824	13824	13824	13824	13824	13824	13824	13824	13824	13824	13824	
G 5.0	12880	12709	12573	12489	12442	12430	12442	12489	12573	12709	12880	13070	13273	
G 10.0	12012	11735	11499	11361	11286	11266	11286	11361	11499	11735	12012	12329	12744	
G 15.0	11229	10851	10547	10347	10237	10203	10237	10347	10547	10851	11229	11678	12233	
G 20.0	10464	9976	9589	9335	9189	9133	9189	9335	9589	9976	10464	11037	11716	
G 25.0	9645	9034	8535	8184	7983	7908	7983	8184	8535	9034	9645	10347	11157	
G 30.0	8635	7867	7276	6866	6627	6529	6627	6866	7276	7867	8635	9545	10552	
G 35.0	7393	6550	5920	5508	5293	5226	5293	5508	5920	6550	7393	8450	9721	
G 40.0	6105	5331	4778	4419	4234	4182	4234	4419	4778	5331	6105	7152	8531	
G 45.0	4914	4246	3821	3589	3453	3366	3453	3589	3821	4246	4914	5851	7074	
G 50.0	3826	3224	2787	2492	2326	2254	2326	2492	2787	3224	3826	4619	5633	
G 55.0	2773	2244	1854	1514	1361	1311	1361	1514	1854	2244	2773	3497	4372	
G 60.0	1931	1491	1172	959	875	850	875	959	1172	1491	1931	2515	3265	
G 65.0	1350	1016	810	668	597	584	597	668	810	1016	1350	1818	2353	
G 70.0	945	720	604	510	454	438	454	510	604	720	945	1297	1698	
G 75.0	669	526	452	380	345	335	345	380	452	526	669	915	1237	
G 80.0	458	369	313	258	232	237	232	258	313	369	458	609	848	
G 85.0	226	189	164	133	118	114	118	133	164	189	226	298	429	
G 90.0	33	28	25	23	22	22	22	23	25	28	33	42	59	

Luminaire

Code 90883L015

Name REBA 50 LITE /C LINE L1500 BGLARE 830 B

Measurem.

Code 27/6/2024

Name REBA 50 LITE /C LINE L1500 BGLARE 830 B

Luminaire Flux	1753 lm	Luminaire Power	18.6 W	Efficacy	94.510 lm/W	Efficiency	56.55%
Source Flux	3100 lm	Maximum value	287.60 cd/klm	Position	C=0.00 G=0.00	CG	Double Symmetrical

Luminance cd/m2 Table 3/3

	C 260.00	C 270.00	C 280.00	C 290.00	C 300.00	C 310.00	C 320.00	C 330.00	C 340.00	C 350.00
G 0.0	13824	13824	13824	13824	13824	13824	13824	13824	13824	13824
G 5.0	13492	13724	13492	13273	13070	12880	12709	12573	12489	12442
G 10.0	13211	13700	13211	12744	12329	12012	11735	11499	11361	11286
G 15.0	12890	13643	12890	12233	11678	11229	10851	10547	10347	10237
G 20.0	12551	13574	12551	11716	11037	10464	9976	9589	9335	9189
G 25.0	12171	13431	12171	11157	10347	9645	9034	8535	8184	7983
G 30.0	11745	13254	11745	10552	9545	8635	7867	7276	6866	6627
G 35.0	11127	12893	11127	9721	8450	7393	6550	5920	5508	5293
G 40.0	10181	12224	10181	8531	7152	6105	5331	4778	4419	4234
G 45.0	8627	10737	8627	7074	5851	4914	4246	3821	3589	3453
G 50.0	6946	8823	6946	5633	4619	3826	3224	2787	2492	2326
G 55.0	5469	7084	5469	4372	3497	2773	2244	1854	1514	1361
G 60.0	4230	5701	4230	3265	2515	1931	1491	1172	959	875
G 65.0	3134	4625	3134	2353	1818	1350	1016	810	668	597
G 70.0	2330	3722	2330	1698	1297	945	720	604	510	454
G 75.0	1780	3123	1780	1237	915	669	526	452	380	345
G 80.0	1289	2584	1289	848	609	458	369	313	258	232
G 85.0	705	1926	705	429	298	226	189	164	133	118
G 90.0	107	674	107	59	42	33	28	25	23	22