

Luminaire

Code 90886L012

Name REBA 50 LITE D/I LINE L1200 BLINE 840 G

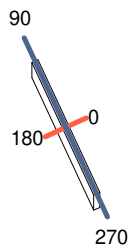
Measur.

Code 28/6/2024

Name REBA 50 LITE D/I LINE L1200 BLINE 840 G

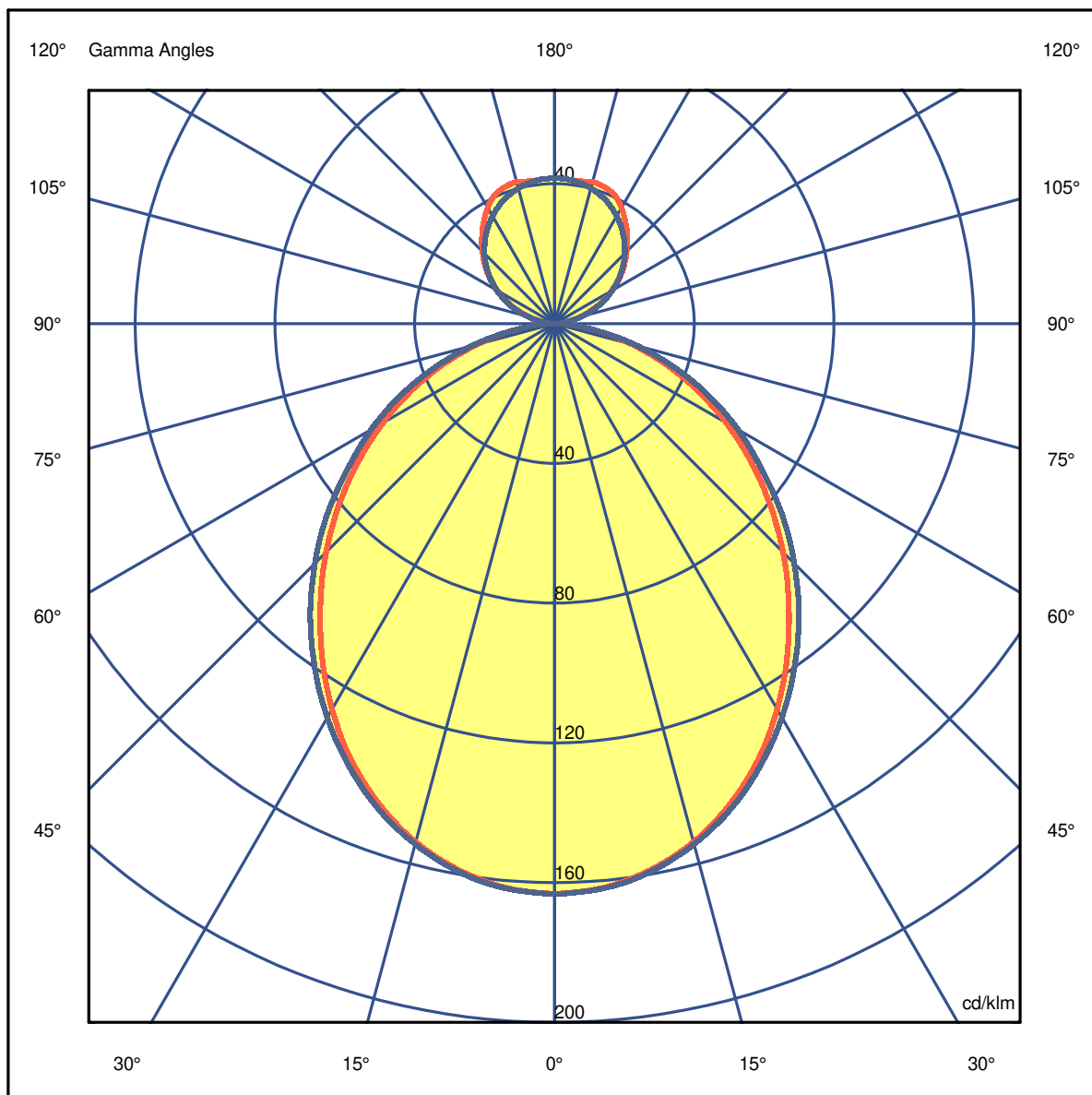
Luminaire Flux	3132 lm	Luminaire Power	33.1 W	Efficacy	94.470 lm/W	Efficiency	53.81%
Source Flux	5820 lm	Maximum value	163.20 cd/klm	Position	C=0.00 G=0.00	CG	Double Symmetrical

1122mm x 51mm



C Halfplanes

180.0 ————— 0.0
270.0 ————— 90.0



Luminaire

Code 90886L012

Name REBA 50 LITE D/I LINE L1200 BLINE 840 G

Measurem.

Code 28/6/2024

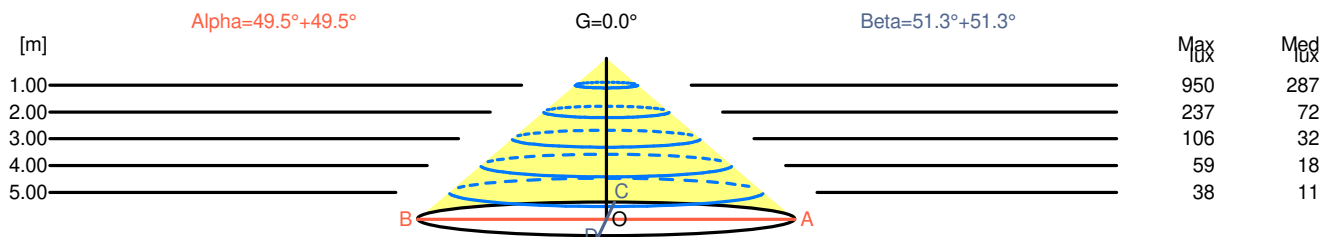
Name REBA 50 LITE D/I LINE L1200 BLINE 840 G

Luminaire Flux	3132 lm	Luminaire Power	33.1 W	Efficacy	94.470 lm/W	Efficiency	53.81%
Source Flux	5820 lm	Maximum value	163.20 cd/klm	Position	C=0.00 G=0.00	CG	Double Symmetrical

Width at 50.00 % of Max Intensity

H[m]	1.00	2.00	3.00	4.00	5.00	H[m]	1.00	2.00	3.00	4.00	5.00
OA	1.17	2.35	3.52	4.69	5.86	OC	1.25	2.50	3.75	5.00	6.25
OB	1.17	2.35	3.52	4.69	5.86	OD	1.25	2.50	3.75	5.00	6.25

	0	5	15	25	35	45	55	65	75	85
OA	949.82	942.84	893.95	802.00	675.70	538.35	398.67	262.48	133.28	29.68
OB	949.82	942.84	893.95	802.00	675.70	538.35	398.67	262.48	133.28	29.68
OC	949.82	944.00	897.44	811.89	697.24	564.54	420.20	282.27	143.17	28.52
OD	949.82	944.00	897.44	811.89	697.24	564.54	420.20	282.27	143.17	28.52



H[m]	D[m]	Max lux	Med lux	Alpha=49.5°+49.5°	G=0.0
1.00	2.35	950	287		
2.00	4.69	237	72		
3.00	7.04	106	32		
4.00	9.38	59	18		
5.00	11.73	38	11		

H[m]	D[m]	Max lux	Med lux	Beta=51.3°+51.3°	G=0.0
1.00	2.50	950	287		
2.00	5.00	237	72		
3.00	7.50	106	32		
4.00	9.99	59	18		
5.00	12.49	38	11		

Luminaire

Code 90886L012

Name REBA 50 LITE D/I LINE L1200 BLINE 840 G

Measurem.

Code 28/6/2024

Name REBA 50 LITE D/I LINE L1200 BLINE 840 G

Luminaire Flux	3132 lm	Luminaire Power	33.1 W	Efficacy	94.470 lm/W	Efficiency	53.81%
Source Flux	5820 lm	Maximum value	163.20 cd/klm	Position	C=0.00 G=0.00	CG	Double Symmetrical

UGR
S = 0.250

Reflectancies										
Ceiling/Cavity	0.7	0.7	0.5	0.5	0.3	0.7	0.7	0.5	0.5	0.3
Walls	0.5	0.3	0.5	0.3	0.3	0.5	0.3	0.5	0.3	0.3
Working Plane	0.2	0.2	0.2	0.2	0.2	0.2	0.2	0.2	0.2	0.2
Room Dimensions	Lateral View					Viewed Endwise				
x=2H y=2H	16.6	17.7	17.2	18.2	18.9	18.8	19.8	19.4	20.4	21.1
x=2H y=3H	17.5	18.4	18.1	19.0	19.7	20.1	21.0	20.7	21.6	22.3
x=2H y=4H	17.7	18.6	18.4	19.2	20.0	20.6	21.5	21.3	22.1	22.8
x=2H y=6H	17.8	18.6	18.5	19.3	20.0	20.9	21.7	21.5	22.3	23.1
x=2H y=8H	17.8	18.6	18.5	19.2	20.0	20.9	21.7	21.6	22.3	23.1
x=2H y=12H	17.8	18.5	18.5	19.2	20.0	20.9	21.6	21.6	22.3	23.1
x=4H y=2H	17.2	18.0	17.8	18.7	19.4	19.0	19.8	19.6	20.4	21.2
x=4H y=3H	18.1	18.8	18.8	19.5	20.3	20.4	21.1	21.1	21.8	22.6
x=4H y=4H	18.5	19.1	19.2	19.8	20.6	20.9	21.6	21.7	22.3	23.1
x=4H y=6H	18.6	19.2	19.3	19.9	20.7	21.3	21.8	22.0	22.6	23.4
x=4H y=8H	18.6	19.1	19.4	19.9	20.7	21.4	21.9	22.1	22.6	23.5
x=4H y=12H	18.6	19.0	19.4	19.8	20.7	21.4	21.8	22.1	22.6	23.5
x=8H y=4H	18.6	19.1	19.3	19.8	20.7	20.9	21.4	21.6	22.1	23.0
x=8H y=6H	18.8	19.2	19.6	20.0	20.9	21.3	21.7	22.1	22.5	23.4
x=8H y=8H	18.9	19.2	19.6	20.0	20.9	21.4	21.8	22.2	22.5	23.5
x=8H y=12H	18.8	19.1	19.6	19.9	20.9	21.5	21.8	22.3	22.5	23.5
x=12H y=4H	18.6	19.0	19.3	19.8	20.7	20.9	21.3	21.6	22.1	23.0
x=12H y=6H	18.8	19.2	19.6	19.9	20.9	21.3	21.6	22.1	22.4	23.3
x=12H y=8H	18.9	19.1	19.7	19.9	20.9	21.4	21.7	22.2	22.5	23.4

Luminaire

Code 90886L012

Name REBA 50 LITE D/I LINE L1200 BLINE 840 G

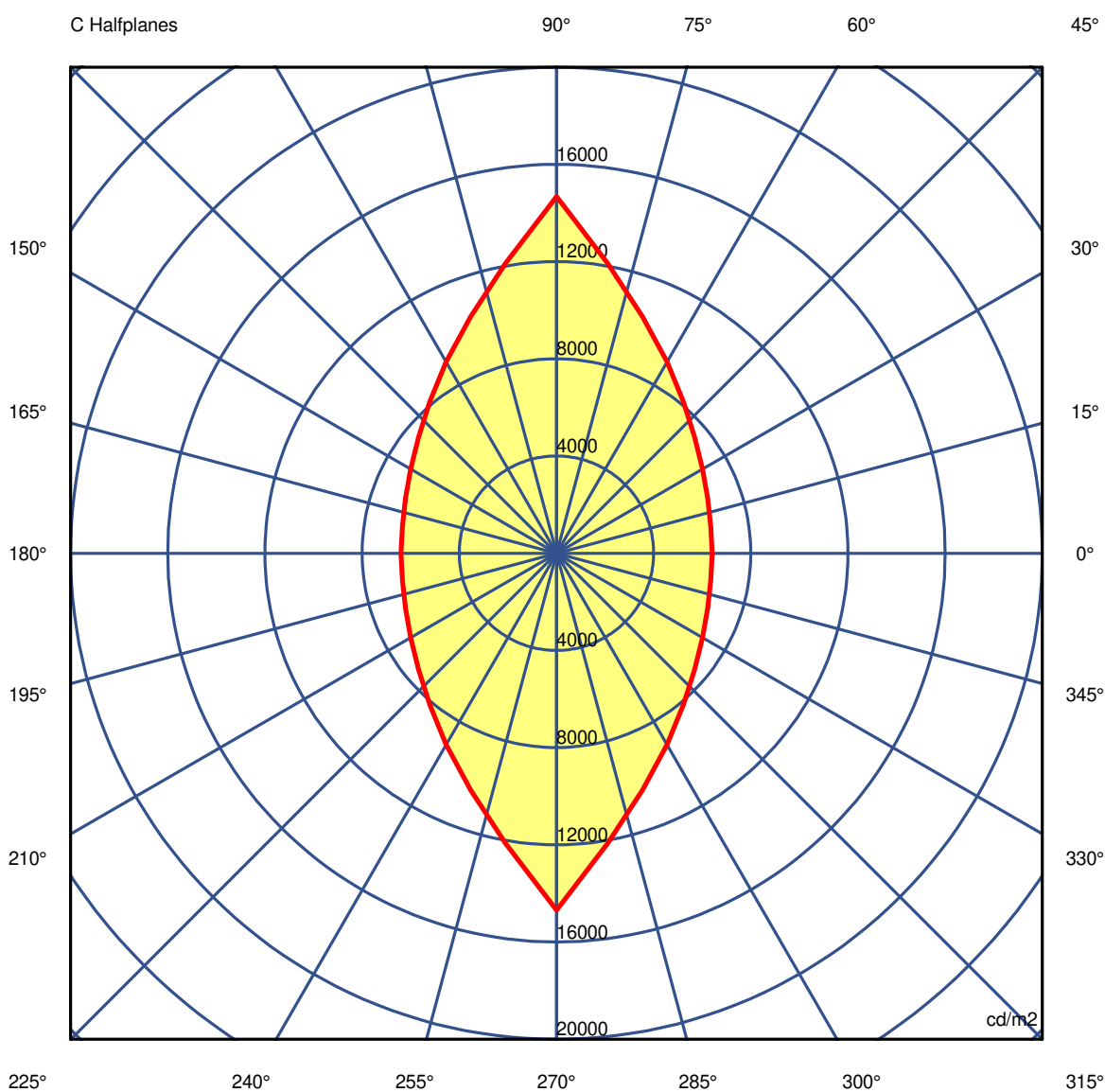
Measurem.

Code 28/6/2024

Name REBA 50 LITE D/I LINE L1200 BLINE 840 G

Luminaire Flux	3132 lm	Luminaire Power	33.1 W	Efficacy	94.470 lm/W	Efficiency	53.81%
Source Flux	5820 lm	Maximum value	163.20 cd/klm	Position	C=0.00 G=0.00	CG	Double Symmetrical

Luminance



45.0°

Luminaire

Code 90886L012

Name REBA 50 LITE D/I LINE L1200 BLINE 840 G

Measurement

Code 28/6/2024

Name REBA 50 LITE D/I LINE L1200 BLINE 840 G

Luminaire Flux	3132 lm		Luminaire Power		33.1 W		Efficacy		94.470 lm/W		Efficiency		53.81%	
Source Flux	5820 lm		Maximum value		163.20 cd/klm		Position		C=0.00 G=0.00		CG		Double Symmetrical	
Luminance cd/m2														
Table 1/3														
	C 0.00	C 10.00	C 20.00	C 30.00	C 40.00	C 50.00	C 60.00	C 70.00	C 80.00	C 90.00	C 100.00	C 110.00	C 120.00	
G 0.0	18403	18403	18403	18403	18403	18403	18403	18403	18403	18403	18403	18403	18403	
G 5.0	16459	16481	16548	16663	16827	17041	17303	17596	17923	18275	17923	17596	17303	
G 10.0	14774	14804	14912	15104	15386	15756	16210	16748	17367	18059	17367	16748	16210	
G 15.0	13288	13321	13460	13708	14067	14543	15144	15883	16749	17747	16749	15883	15144	
G 20.0	11921	11957	12113	12398	12826	13386	14093	14984	16075	17386	16075	14984	14093	
G 25.0	10661	10699	10869	11188	11649	12267	13064	14079	15351	16935	15351	14079	13064	
G 30.0	9463	9506	9697	10041	10533	11193	12053	13155	14583	16445	14583	13155	12053	
G 35.0	8353	8397	8579	8923	9451	10148	11038	12212	13779	15896	13779	12212	11038	
G 40.0	7330	7377	7560	7897	8404	9115	10060	11285	12957	15328	12957	11285	10060	
G 45.0	6401	6440	6614	6937	7425	8127	9089	10357	12113	14684	12113	10357	9089	
G 50.0	5528	5565	5729	6034	6496	7161	8090	9370	11204	14018	11204	9370	8090	
G 55.0	4704	4738	4891	5176	5605	6225	7116	8398	10255	13187	10255	8398	7116	
G 60.0	3924	3956	4091	4341	4724	5292	6134	7385	9288	12529	9288	7385	6134	
G 65.0	3169	3194	3309	3527	3865	4366	5117	6272	8133	11610	8133	6272	5117	
G 70.0	2424	2444	2537	2723	3002	3423	4066	5078	6809	10435	6809	5078	4066	
G 75.0	1700	1721	1790	1918	2129	2445	2935	3770	5293	8935	5293	3770	2935	
G 80.0	1013	1025	1069	1151	1282	1479	1793	2348	3454	6727	3454	2348	1793	
G 85.0	415	418	436	473	525	609	749	1008	1584	3935	1584	1008	749	
G 90.0	121	114	121	137	138	154	194	232	319	1265	319	232	194	

Luminaire

Code 90886L012

Name REBA 50 LITE D/I LINE L1200 BLINE 840 G

Measurem.

Code 28/6/2024

Name REBA 50 LITE D/I LINE L1200 BLINE 840 G

Luminaire Flux		3132 lm		Luminaire Power		33.1 W		Efficacy		94.470 lm/W		Efficiency		53.81%	
Source Flux		5820 lm		Maximum value		163.20 cd/klm		Position		C=0.00 G=0.00		CG		Double Symmetrical	
Luminance cd/m2														Table 2/3	
		C 130.00	C 140.00	C 150.00	C 160.00	C 170.00	C 180.00	C 190.00	C 200.00	C 210.00	C 220.00	C 230.00	C 240.00	C 250.00	
G 0.0	18403	18403	18403	18403	18403	18403	18403	18403	18403	18403	18403	18403	18403	18403	18403
G 5.0	17041	16827	16663	16548	16481	16459	16481	16548	16663	16827	17041	17303	17596		
G 10.0	15756	15386	15104	14912	14804	14774	14804	14912	15104	15386	15756	16210	16748		
G 15.0	14543	14067	13708	13460	13321	13288	13321	13460	13708	14067	14543	15144	15883		
G 20.0	13386	12826	12398	12113	11957	11921	11957	12113	12398	12826	13386	14093	14984		
G 25.0	12267	11649	11188	10869	10699	10661	10699	10869	11188	11649	12267	13064	14079		
G 30.0	11193	10533	10041	9697	9506	9463	9506	9697	10041	10533	11193	12053	13155		
G 35.0	10148	9451	8923	8579	8397	8353	8397	8579	8923	9451	10148	11038	12212		
G 40.0	9115	8404	7897	7560	7377	7330	7377	7560	7897	8404	9115	10060	11285		
G 45.0	8127	7425	6937	6614	6440	6401	6440	6614	6937	7425	8127	9089	10357		
G 50.0	7161	6496	6034	5729	5565	5528	5565	5729	6034	6496	7161	8090	9370		
G 55.0	6225	5605	5176	4891	4738	4704	4738	4891	5176	5605	6225	7116	8398		
G 60.0	5292	4724	4341	4091	3956	3924	3956	4091	4341	4724	5292	6134	7385		
G 65.0	4366	3865	3527	3309	3194	3169	3194	3309	3527	3865	4366	5117	6272		
G 70.0	3423	3002	2723	2537	2444	2424	2444	2537	2723	3002	3423	4066	5078		
G 75.0	2445	2129	1918	1790	1721	1700	1721	1790	1918	2129	2445	2935	3770		
G 80.0	1479	1282	1151	1069	1025	1013	1025	1069	1151	1282	1479	1793	2348		
G 85.0	609	525	473	436	418	415	418	436	473	525	609	749	1008		
G 90.0	154	138	137	121	114	121	114	121	137	138	154	194	232		

Luminaire

Code 90886L012

Name REBA 50 LITE D/I LINE L1200 BLINE 840 G

Measurem.

Code 28/6/2024

Name REBA 50 LITE D/I LINE L1200 BLINE 840 G

Luminaire Flux	3132 lm	Luminaire Power	33.1 W	Efficacy	94.470 lm/W	Efficiency	53.81%
Source Flux	5820 lm	Maximum value	163.20 cd/klm	Position	C=0.00 G=0.00	CG	Double Symmetrical

Luminance cd/m2 Table 3/3

	C 260.00	C 270.00	C 280.00	C 290.00	C 300.00	C 310.00	C 320.00	C 330.00	C 340.00	C 350.00
G 0.0	18403	18403	18403	18403	18403	18403	18403	18403	18403	18403
G 5.0	17923	18275	17923	17596	17303	17041	16827	16663	16548	16481
G 10.0	17367	18059	17367	16748	16210	15756	15386	15104	14912	14804
G 15.0	16749	17747	16749	15883	15144	14543	14067	13708	13460	13321
G 20.0	16075	17386	16075	14984	14093	13386	12826	12398	12113	11957
G 25.0	15351	16935	15351	14079	13064	12267	11649	11188	10869	10699
G 30.0	14583	16445	14583	13155	12053	11193	10533	10041	9697	9506
G 35.0	13779	15896	13779	12212	11038	10148	9451	8923	8579	8397
G 40.0	12957	15328	12957	11285	10060	9115	8404	7897	7560	7377
G 45.0	12113	14684	12113	10357	9089	8127	7425	6937	6614	6440
G 50.0	11204	14018	11204	9370	8090	7161	6496	6034	5729	5565
G 55.0	10255	13187	10255	8398	7116	6225	5605	5176	4891	4738
G 60.0	9288	12529	9288	7385	6134	5292	4724	4341	4091	3956
G 65.0	8133	11610	8133	6272	5117	4366	3865	3527	3309	3194
G 70.0	6809	10435	6809	5078	4066	3423	3002	2723	2537	2444
G 75.0	5293	8935	5293	3770	2935	2445	2129	1918	1790	1721
G 80.0	3454	6727	3454	2348	1793	1479	1282	1151	1069	1025
G 85.0	1584	3935	1584	1008	749	609	525	473	436	418
G 90.0	319	1265	319	232	194	154	138	137	121	114