
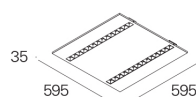
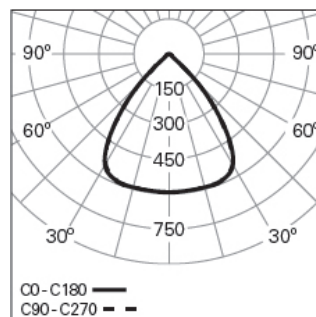


**FLAT /E L60W60 BOPTICS HF 840 W LO**

TECHNICAL LIGHTING

**90898Q260EW0000****Light distribution**

L=595mm

**PRODUCT DESCRIPTION**

**Application Areas:** Offices, Hotels and residential, Public spaces, Retail, Education, Health and care

**Mounting Type:** Recessed

**Control Gear Included:** Yes

**Control Gear:** LED driver 220-240VAC-50/60Hz

**Input Driver Voltage:** 220-240V-50/60Hz

**Power Factor ( $\lambda$ ):** 0,96

**Luminaire Luminous Flux (lm):** 3570

**Luminaire Efficacy (lm/W):** 162

**Unified Glare Rating (UGR):** <16

**LED Lifetime - Rated Median Useful Life:** 80.000h @ L80, B10, Ta 25°C

**CCT - Correlated Colour Temperature (K):** 4000

**Colour Rendering Index (CRI):** >80

**Chromaticity Tolerance (MacAdam step):** <3

**This Product Contains a Light Source of Energy Efficiency Class:** C

**LED Module Forward Voltage Range (VF):** 37,8

**Power Supply Dimming:** ON/OFF

**Central Battery Emergency Lighting System (VDC):** 176-280

**Maximum of Luminaires by Magnetic Circuit Breaker B16:** <30

**Inrush Current (A):** 15

**Pulse Duration ( $\mu$ s):** 100

**FLAT /E L60W60 BOPTICS HF 840 W LO****CHARACTERISTICS**

**Luminaire Type:** Square luminaire

**Luminaire Module:** Individual

**Insulation Class:** II

**Ingress Protection (IP):** 20

**Ambient Temperature Range (°C):** ]-5, 25[

**Warranty (Years):** 5

**Current Supply Cable Entry Point:** Back

**MATERIALS**

**Body Material:** Steel sheet

**Finishing:** Epoxy polyester powder coated

**Colour:** White (W)

**DIMENSIONS**

**L - Length (mm):** 595

**W - Width (mm):** 595

**H - Height (mm):** 35

**D - Recess Dimensions (mm):** 600x600

**H - Recess Height (mm):** 60

**Net Weight (kg):** 2.4

**OPTICAL SYSTEM**

**Optical System:** bOPTICS - Symmetric reflector

**Light Distribution:** Direct

**Beam Angle (°):** 80

**TECHNICAL DATA**

**Light Source:** LED

**Input Power (W):** 22