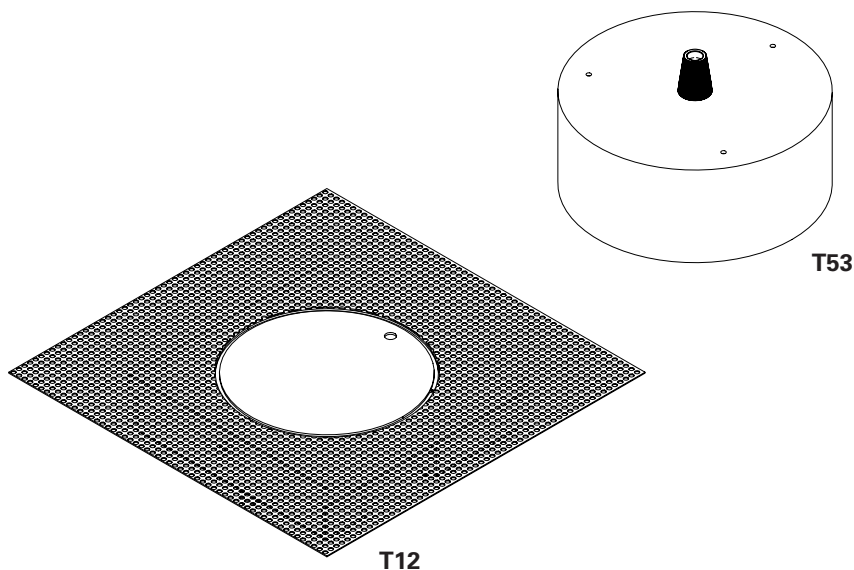


Ceiling rose T12/T53 | Patère de suspension T12/T53 | Decken- dose T12/T53 | Caixa de alimentação T12/T53 | Base de techo T12/T53

EN INSTALLATION INSTRUCTIONS**FR** NOTICE DE MONTAGE**DE** MONTAGE-ANLEITUNG**PT** INSTRUÇÕES DE MONTAGEM**ES** INSTRUCCIONES DE MONTAJE

Order code / Code com. / Bestell-Nr. / Código / Código: 97181... | 97182... | 97183... | 97184...



EN Please read carefully the installation instructions given before installing the appliance, the general terms and conditions of use and environmental concern with recycling attached. | **FR** Lire attentivement les notices de montage avant l'installation de l'appareil, les conditions générales de ventes et les précautions écologiques liées aus recyclage ci-jointes. | **DE** Bitte lesen Sie die Montage-Anleitung, die Sie vor der Montage des Geräts erhalten haben, allgemeinen Benutzungsbedingungen und Umweltbewusstsein über Recycling angeschlossen. | **PT** Leia atentamente as instruções de montagem fornecidas antes de instalar o aparelho, as condições gerais de uso e preocupação ambiental com a reciclagem, em anexo. | **ES** Lea atentamente las instrucciones de montaje proporcionadas antes de instalar el aparato, las condiciones generales de uso y la preocupación medioambiental con el reciclaje, que se adjuntan.

EN We reserve the right to make changes on technical specifications, design and installation leaflet without prior notice. | **FR** Sous réserve de modifications au niveau de la conception, des spécifications techniques et de la notice. | **DE** Änderungen von Entwurf, technischen Daten und Bedienungsanleitungen bleiben vorbehalten. | **PT** O fabricante reserva-se no direito de realizar modificações no desenho, especificações técnicas e folheto, sem aviso prévio. | **ES** La empresa se reserva el derecho de hacer modificaciones en los diseños, en las especificaciones técnicas y en los folletos de los productos sin aviso previo.

EN CEILING ROSE
FR PATERE DE SUSPENSION
DE DECKENDOSE
PT CAIXA DE ALIMENTAÇÃO
ES BASE DE TECTO

Recessed
 Encastrée
 Einbau
 Encastrar
 Empotrar

T12

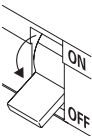
 (mm)
 200x200x48

 135x135

Surface mounted
 Saillie
 Anbau
 Saliente
 Superficie

T53


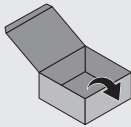
 (mm)
 Ø121x50



CEILING ROSE
PATÈRE DE SUSPENSION
DECKENDOSE
CAIXA DE ALIMENTAÇÃO
BASE DE TECTO

97181... | 97182...

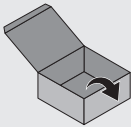
RECESSED T12 Q200
 ENCASTRÉE T12 Q200
 EINBAU T12 Q200
 ENCASTRART12 Q200
 EMPOTRART12 Q200



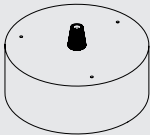
(x1)

97183... | 97184...

SURFACE MOUNTED T53 D120
 SAILLIE T53 D120
 ANBAU T53 D120
 SALIENTE T53 D120
 SUPERFICIET53 D120




(x5)



(x1)

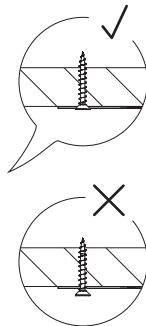
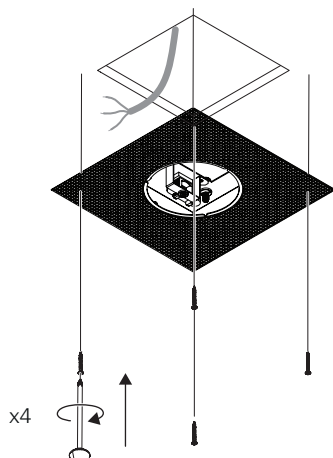
EN RECESSED
FR ENCASTRE
DE EINBAU
PT ENCASTRAR
ES EMPOTRAR

T12

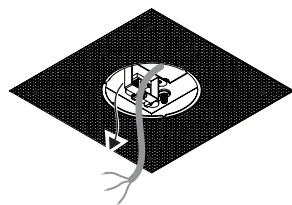


1

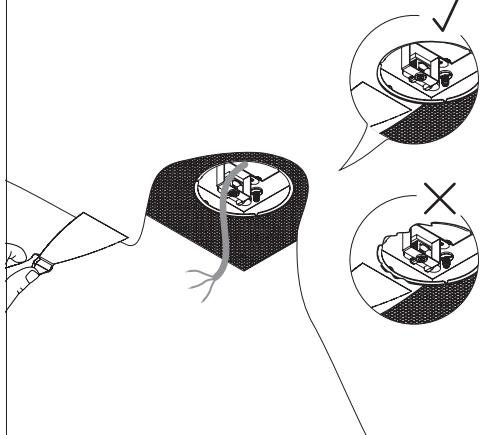
1.



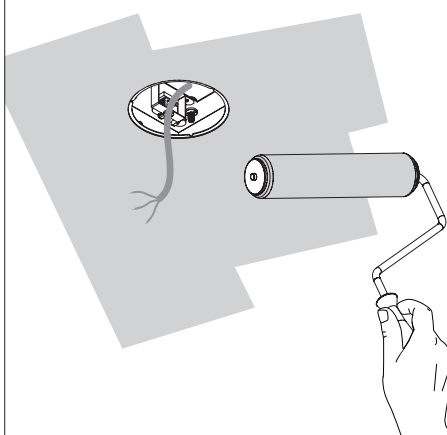
2.



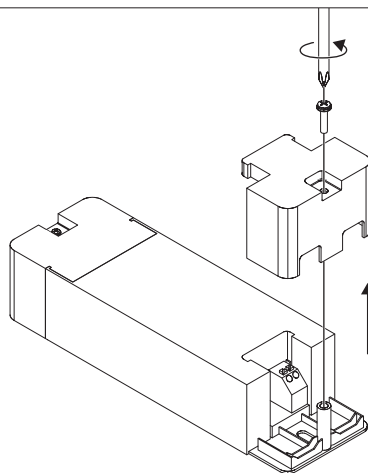
1.1



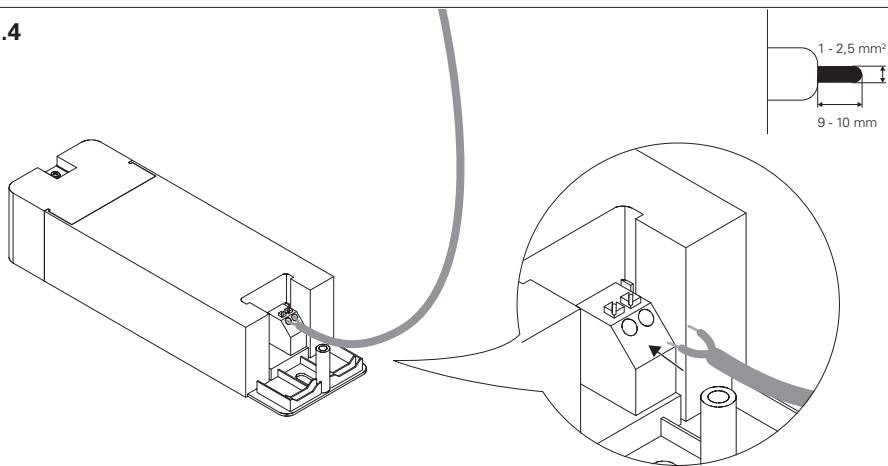
1.2



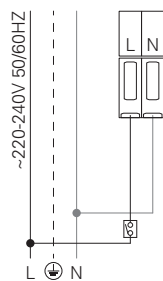
1.3



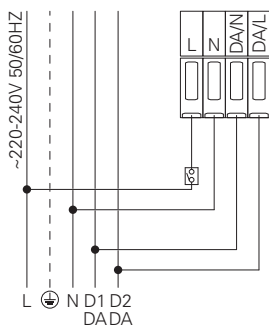
1.4



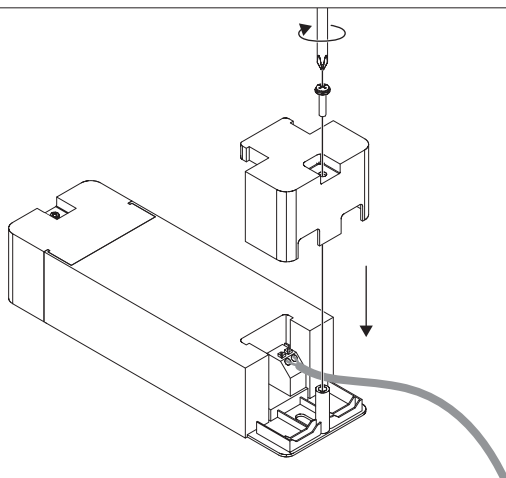
1.5 - HF



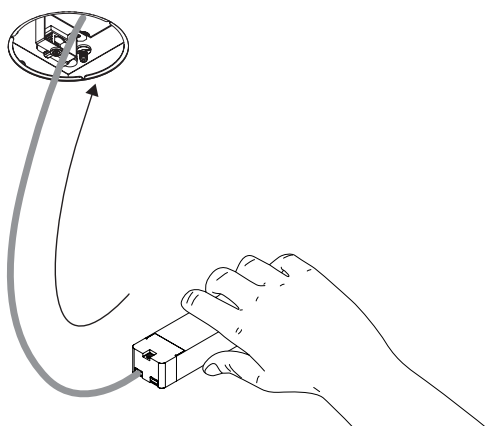
DALI



1.6



1.7



1.8



TO THE INSTALLATION READ THE COMPLEMENTARY MANUAL.
POUR L'INSTALLATION VOIR LE NOTICE COMPLÉMENTAIRE.
DER VERSAMMLUNG ZUSÄTZLICHE ANLEITUNG LESEN.
PARA A MONTAGEM LER O MANUAL COMPLEMENTAR.
PARA LA MONTAJE LEER LO MANUAL COMPLEMENTAR.



IIV367

EN SURFACE MOUNTED

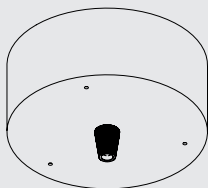
FR SAILLIE


DE ANBAU

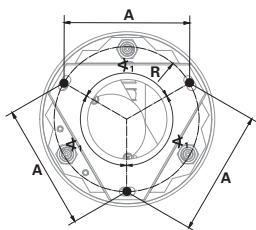
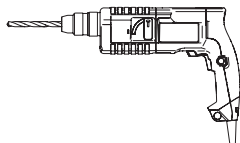
PT SALIENTE

ES SUPERFICIE

T53

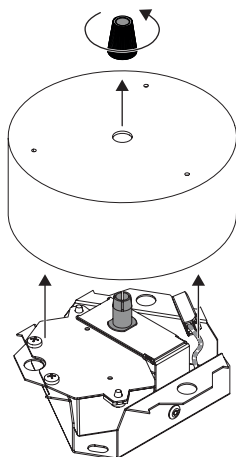


	R	Φ₁	A
T53	50	120	86

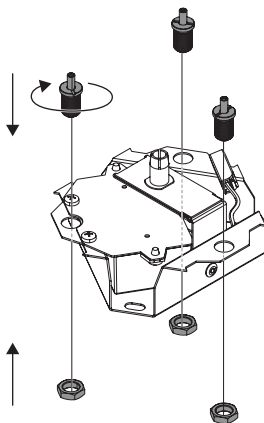


2

1.

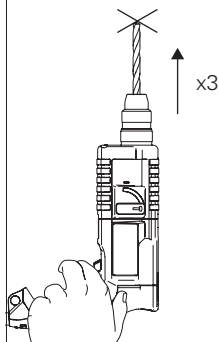


2.

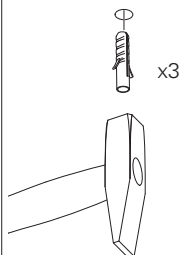


2.1

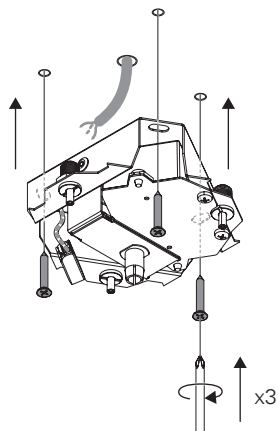
1.



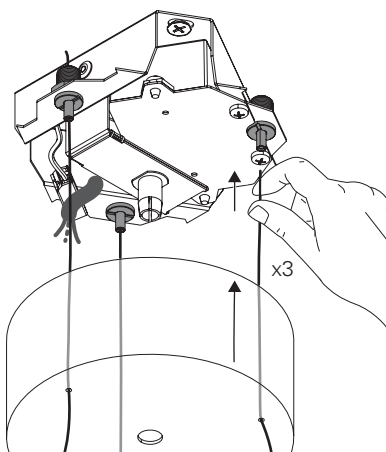
2.



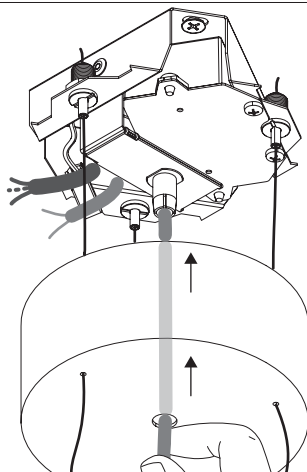
3.



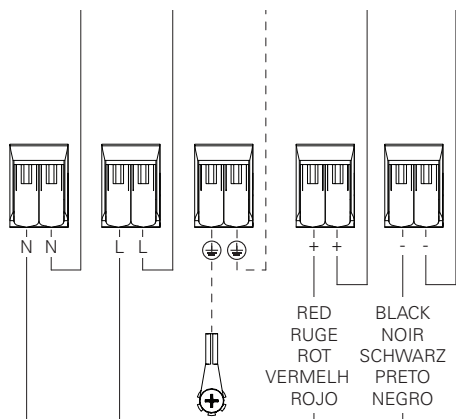
2.2



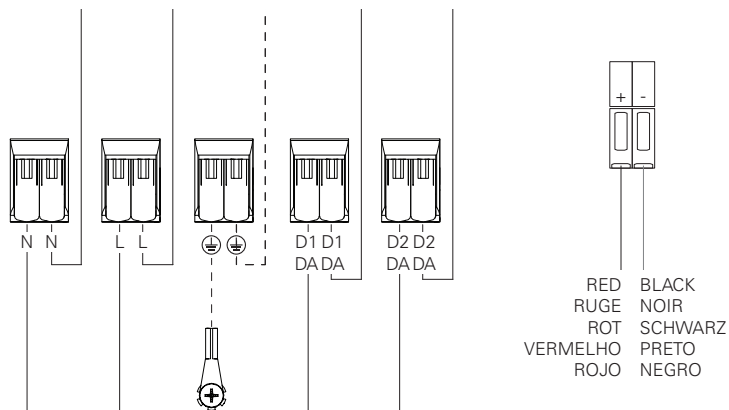
2.3



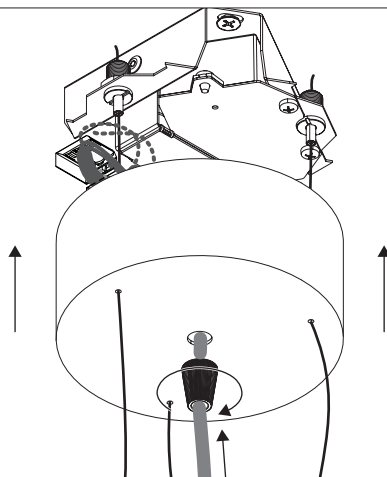
2.4 - HF



2.4 - DALI



2.5



2.6



TO THE INSTALLATION READ THE COMPLEMENTARY MANUAL.
POUR L'INSTALLATION VOIR LE NOTICE COMPLÉMENTAIRE.
DER VERSAMMLUNG ZUSÄTZLICHE ANLEITUNG LESEN.
PARA A MONTAGEM LER O MANUAL COMPLEMENTAR.
PARA LA MONTAJE LEER LO MANUAL COMPLEMENTAR.



IIV367