
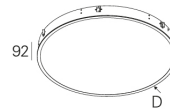
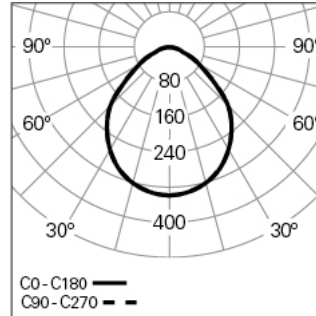


ROFY 85 /E D0900 GCONTROL+ HF 830 N HO
ARCHITECTURAL LIGHTING

90622L900EN0300



Light distribution



PRODUCT DESCRIPTION

Application Areas: Offices, Hotels and residential, Public spaces, Retail, Education, Health and care

Mounting Type: Recessed

Control Gear Included: Yes

Control Gear: LED driver 220-240VAC-50/60Hz

ROFY 85 /E D0900 GCONTROL+ HF 830 N HO

CHARACTERISTICS

Luminaire Type: Circular luminaire

Luminaire Module: Individual

Insulation Class: I

Ingress Protection (IP): 20

Mechanical Impact Protection (IK): 4

Ambient Temperature Range (°C):]-5, 25[

Fixing System: Brackets

Ceiling Thickness (mm): 1-25

Warranty (Years): 5

Current Supply Cable Entry Point: Back

MATERIALS

Body Material: Steel sheet

Frame Material: Extruded aluminium profile

Finishing: Epoxy polyester powder coated

Colour: Jungle (N)

Glow-wire Resistance (°C): 650

OPTICAL SYSTEM

Optical System: gCONTROL+ - Microprismatic diffuser

Light Distribution: Direct

Beam Angle (°): 96

TECHNICAL DATA

Light Source: LED

Input Power (W): 65

Input Driver Voltage: 220-240V-50/60Hz

Power Factor (λ): 0,98

Luminaire Luminous Flux (lm): 7860

Luminaire Efficacy (lm/W): 121

Unified Glare Rating (UGR): <19

LED Lifetime - Rated Median Useful Life: 80.000h @ L90, B10, Ta 25°C

CCT - Correlated Colour Temperature (K): 3000

Colour Rendering Index (CRI): >80

Chromaticity Tolerance (MacAdam step): <3

This Product Contains a Light Source of Energy Efficiency Class: B

LED Module Forward Voltage Range (VF): 199,2

Power Supply Dimming: ON/OFF

Central Battery Emergency Lighting System (VDC): 176-280

Maximum of Luminaires by Magnetic Circuit Breaker B16: <18

Inrush Current (A): 40

Pulse Duration (µs): 173

DIMENSIONS

H - Height (mm): 85

D - Diameter (mm): 900

D - Recess Dimensions (mm): 877-886

H - Recess Height (mm): 115

NOTES

- This product cannot be wall applied.