
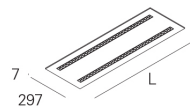
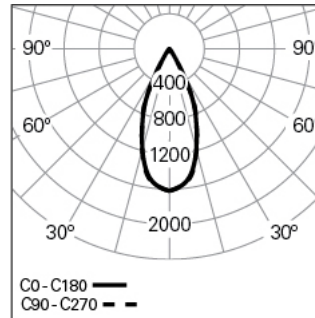


**CORA /E L90W30 2 BOPTICS DALI K3 840 W HO**  
TECHNICAL LIGHTING

**90729L290HW3000**



**Light distribution**



L=897mm

**PRODUCT DESCRIPTION**

**Application Areas:** Offices, Education, Health and care  
**Mounting Type:** Recessed  
**Control Gear Included:** Yes  
**Control Gear:** LED driver 220-240VAC-50/60Hz

**CORA /E L90W30 2 BOPTICS DALI K3 840 W HO**

**CHARACTERISTICS**

**Luminaire Type:** Rectangular luminaire  
**Luminaire Module:** Individual  
**Insulation Class:** II  
**Ingress Protection (IP):** 20  
**Ambient Temperature Range (°C):** ]5, 25[  
**Ceiling Thickness (mm):** 1-25  
**Warranty (Years):** 5  
**Current Supply Cable Entry Point:** Back

**MATERIALS**

**Body Material:** Steel sheet  
**Finishing:** Epoxy polyester powder coated  
**Colour:** White (W)  
**Glow-wire Resistance (°C):** 650

**OPTICAL SYSTEM**

**Optical System:** bOPTICS - Symmetric reflector  
**Light Distribution:** Direct  
**Beam Angle (°):** 44

**TECHNICAL DATA**

**Light Source:** LED

**Input Power (W):** 29  
**Input Driver Voltage:** 220-240V-50/60Hz  
**Power Factor (λ):** 0,95  
**Luminaire Luminous Flux (lm):** 3779  
**Luminaire Efficacy (lm/W):** 130  
**United Glare Rating (UGR):** <10  
**LED Lifetime - Rated Median Useful Life:** 80.000h @ L90, B10, Ta 25°C  
**CCT - Correlated Colour Temperature (K):** 4000  
**Colour Rendering Index (CRI):** >80  
**Chromaticity Tolerance (MacAdam step):** <3  
**LED Module Forward Voltage Range (VF):** 33,7  
**Power Supply Dimming:** DALI 2  
**Maximum of Luminaires by Magnetic Circuit Breaker B16:** <25  
**Inrush Current (A):** 5  
**Pulse Duration (µs):** 45

**DIMENSIONS**

**L - Length (mm):** 897  
**W - Width (mm):** 297  
**H - Height (mm):** 27.2  
**D - Recess Dimensions (mm):** 872x272  
**H - Recess Height (mm):** 79  
**Net Weight (kg):** 3

**NOTES**

• For the recessed version in plasterboard ceilings order the recessed mounting kit (x4). Please order separately.