

Luminaire

Code 90400L650
Name OREO IN D650 BLINE 940

Measurem.

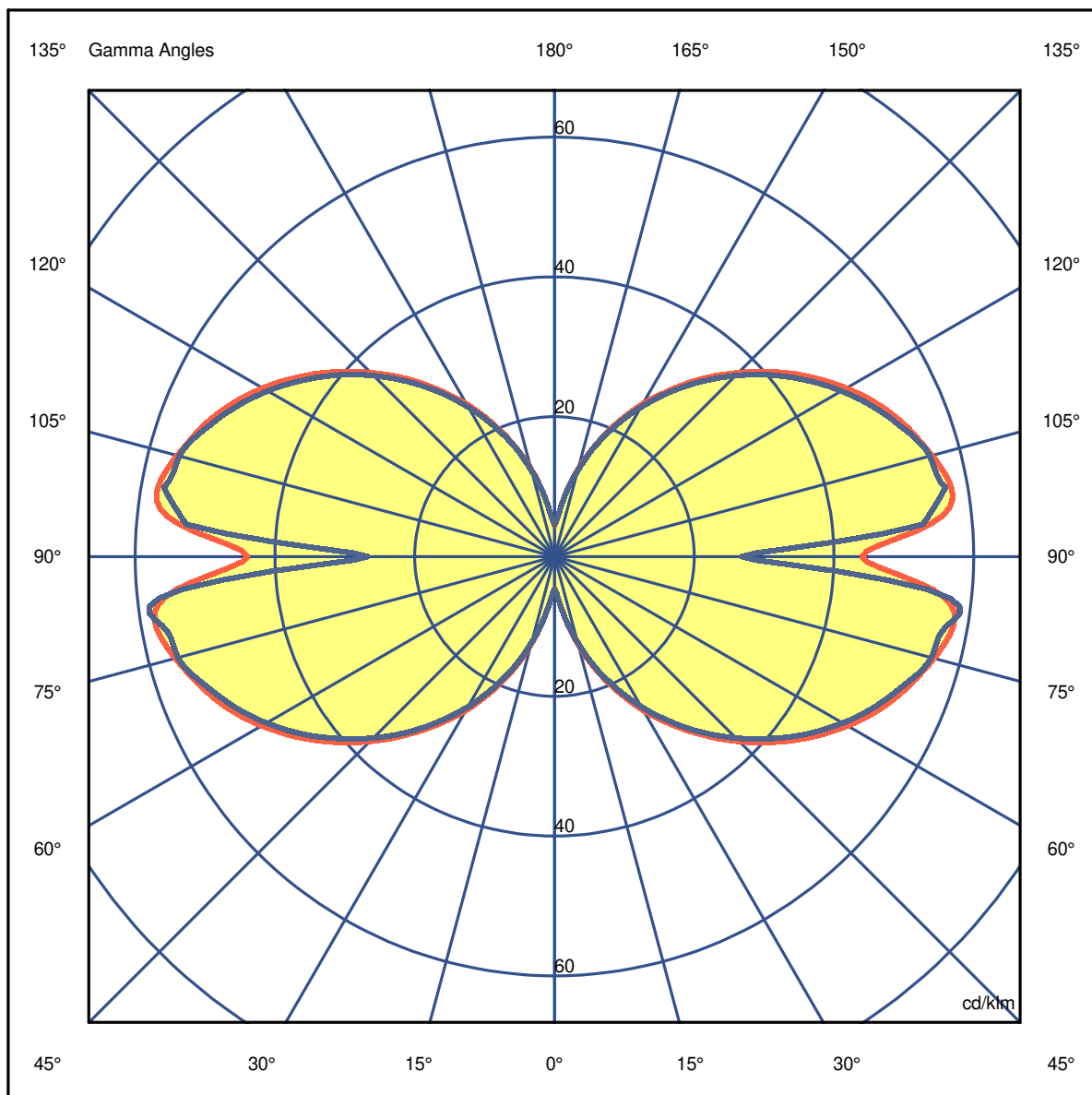
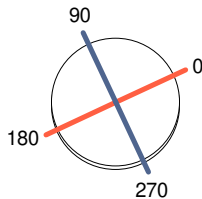
Code 30/6/2023
Name OREO IN D650 BLINE 940

Luminaire Flux	1384 lm	Luminaire Power	26.0 W	Efficacy	53.236 lm/W	Efficiency	53.24%
Source Flux	2600 lm	Maximum value	57.90 cd/klm	Position	C=0.00 G=80.00	CG Double Symmetrical	

Diam=650mm

C Halfplanes

180.0 ——— 0.0
270.0 ——— 90.0



Luminaire

Code 90400L650
Name OREO IN D650 BLINE 940

Measurem.

Code 30/6/2023
Name OREO IN D650 BLINE 940

Luminaire Flux	1384 lm	Luminaire Power	26.0 W	Efficacy	53.236 lm/W	Efficiency	53.24%
Source Flux	2600 lm	Maximum value	57.90 cd/klm	Position	C=0.00 G=80.00	CG	Double Symmetrical

Right beam angle not found, gamma = 81

Right beam angle not found, gamma = 81

Right beam angle not found, gamma = 81

LuminaireCode 90400L650
Name OREO IN D650 BLINE 940**Measurem.**Code 30/6/2023
Name OREO IN D650 BLINE 940

Luminaire Flux	1384 lm	Luminaire Power	26.0 W	Efficacy	53.236 lm/W	Efficiency	53.24%
Source Flux	2600 lm	Maximum value	57.90 cd/klm	Position	C=0.00 G=80.00	CG	Double Symmetrical

UGR
S = 0.250

Reflectancies										
Ceiling/Cavity	0.7	0.7	0.5	0.5	0.3	0.7	0.7	0.5	0.5	0.3
Walls	0.5	0.3	0.5	0.3	0.3	0.5	0.3	0.5	0.3	0.3
Working Plane	0.2	0.2	0.2	0.2	0.2	0.2	0.2	0.2	0.2	0.2
Room Dimensions	Lateral View					Viewed Endwise				
x=2H y=2H	8.3	9.3	9.2	10.3	11.5	8.3	9.3	9.2	10.2	11.4
x=2H y=3H	12.0	12.9	12.9	13.9	15.1	12.0	12.9	12.9	13.8	15.1
x=2H y=4H	14.0	14.9	14.9	15.8	17.0	14.0	14.8	14.9	15.8	17.0
x=2H y=6H	16.1	16.9	17.0	17.9	19.1	16.0	16.8	16.9	17.8	19.0
x=2H y=8H	17.2	17.9	18.1	18.9	20.2	17.1	17.9	18.1	18.9	20.1
x=2H y=12H	18.2	19.0	19.2	19.9	21.2	18.2	19.0	19.2	19.9	21.2
x=4H y=2H	9.5	10.4	10.5	11.3	12.6	9.5	10.3	10.4	11.3	12.5
x=4H y=3H	13.3	14.0	14.2	15.0	16.3	13.2	14.0	14.2	15.0	16.2
x=4H y=4H	15.4	16.1	16.3	17.1	18.4	15.3	16.0	16.3	17.0	18.3
x=4H y=6H	17.6	18.2	18.6	19.2	20.5	17.5	18.1	18.5	19.1	20.4
x=4H y=8H	18.7	19.3	19.7	20.3	21.6	18.7	19.3	19.7	20.3	21.6
x=4H y=12H	19.9	20.4	20.9	21.4	22.8	19.9	20.4	20.9	21.4	22.8
x=8H y=4H	16.1	16.7	17.1	17.7	19.0	16.1	16.7	17.1	17.7	19.0
x=8H y=6H	18.6	19.1	19.6	20.1	21.4	18.5	19.0	19.5	20.0	21.4
x=8H y=8H	19.9	20.3	20.9	21.4	22.7	19.9	20.3	20.9	21.4	22.7
x=8H y=12H	21.2	21.6	22.3	22.7	24.0	21.3	21.6	22.3	22.7	24.1
x=12H y=4H	16.4	16.9	17.4	17.9	19.2	16.3	16.8	17.3	17.9	19.2
x=12H y=6H	18.9	19.3	19.9	20.4	21.7	18.9	19.3	19.9	20.3	21.7
x=12H y=8H	20.3	20.7	21.3	21.7	23.1	20.3	20.7	21.4	21.8	23.1

Luminaire

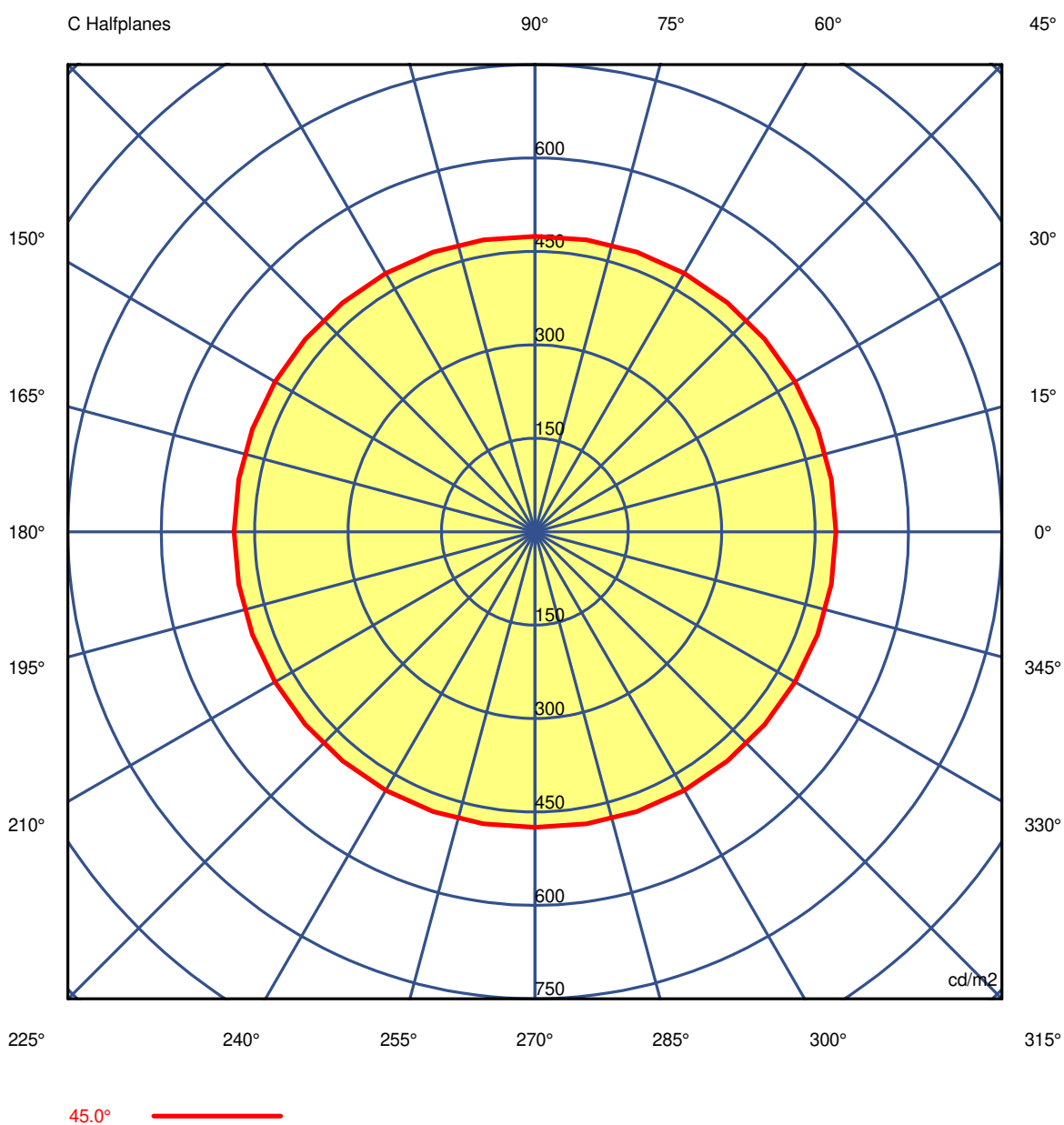
Code 90400L650
Name OREO IN D650 BLINE 940

Measurem.

Code 30/6/2023
Name OREO IN D650 BLINE 940

Luminaire Flux	1384 lm	Luminaire Power	26.0 W	Efficacy	53.236 lm/W	Efficiency	53.24%
Source Flux	2600 lm	Maximum value	57.90 cd/klm	Position	C=0.00 G=80.00	CG Double Symmetrical	

Luminance



Luminaire

Code 90400L650
Name OREO IN D650 BLINE 940

Measurem.

Code 30/6/2023
Name OREO IN D650 BLINE 940

Luminaire Flux	1384 lm		Luminaire Power		26.0 W		Efficacy		53.236 lm/W		Efficiency		53.24%	
Source Flux	2600 lm		Maximum value		57.90 cd/klm		Position		C=0.00 G=80.00		CG		Double Symmetrical	
Luminance cd/m2 Table 1/3														
	C 0.00	C 10.00	C 20.00	C 30.00	C 40.00	C 50.00	C 60.00	C 70.00	C 80.00	C 90.00	C 100.00	C 110.00	C 120.00	
G 0.0	45	43	44	45	44	44	44	43	43	45	43	43	44	
G 5.0	59	58	58	59	58	58	58	57	57	59	57	57	58	
G 10.0	91	91	91	91	90	90	90	89	89	90	89	89	90	
G 15.0	130	130	129	129	129	129	128	127	127	127	127	127	128	
G 20.0	174	173	173	173	173	172	171	170	170	170	170	170	171	
G 25.0	222	222	222	221	221	221	219	218	218	217	218	218	219	
G 30.0	276	276	275	274	274	274	272	271	271	270	271	271	272	
G 35.0	335	335	335	334	334	333	332	330	329	328	329	330	332	
G 40.0	403	403	403	402	402	402	401	399	397	396	397	399	401	
G 45.0	483	483	483	482	481	480	479	478	476	474	476	478	479	
G 50.0	579	578	577	576	576	576	574	572	570	568	570	572	574	
G 55.0	696	695	694	693	692	691	690	688	685	683	685	688	690	
G 60.0	841	840	838	835	835	835	832	831	829	827	829	831	832	
G 65.0	1030	1027	1024	1022	1022	1021	1020	1018	1016	1014	1016	1018	1020	
G 70.0	1283	1283	1282	1278	1276	1276	1276	1275	1272	1269	1272	1275	1276	
G 75.0	1661	1666	1665	1661	1658	1657	1655	1655	1653	1649	1653	1655	1655	
G 80.0	2285	2284	2277	2270	2270	2267	2258	2254	2253	2250	2253	2254	2258	
G 85.0	3270	3357	3291	3198	3328	3339	3216	3283	3319	3210	3319	3283	3216	
G 90.0	5635	5453	5657	5904	4837	4573	4880	3595	2812	3433	2812	3595	4880	

Luminaire

Code 90400L650
Name OREO IN D650 BLINE 940

Measurement

Code 30/6/2023
Name OREO IN D650 BLINE 940

Luminaire Flux		1384 lm		Luminaire Power		26.0 W		Efficacy		53.236 lm/W		Efficiency		53.24%												
Source Flux		2600 lm		Maximum value		57.90 cd/klm		Position		C=0.00 G=80.00		CG		Double Symmetrical												
Luminance cd/m2														Table 2/3												
C 130.00		C 140.00		C 150.00		C 160.00		C 170.00		C 180.00		C 190.00		C 200.00		C 210.00		C 220.00		C 230.00		C 240.00		C 250.00		
G 0.0	44	44	45	44	43	45	43	44	45	44	44	44	44	44	44	44	44	44	44	44	44	44	44	44	43	
G 5.0	58	58	59	58	58	59	58	58	59	58	58	59	58	58	58	58	58	58	58	58	58	58	58	58	57	
G 10.0	90	90	91	91	91	91	91	91	91	91	91	91	90	90	90	90	90	90	90	90	90	90	90	90	89	
G 15.0	129	129	129	129	130	130	130	129	129	129	129	129	129	129	129	129	129	129	129	129	129	128	128	127	127	
G 20.0	172	173	173	173	173	174	173	173	173	173	173	173	173	173	173	173	173	173	173	173	172	171	171	170	170	
G 25.0	221	221	221	222	222	222	222	222	222	222	222	222	221	221	221	221	221	221	221	221	221	219	219	218	218	
G 30.0	274	274	274	275	276	276	276	276	276	275	274	274	274	274	274	274	274	274	274	274	274	272	272	271	271	
G 35.0	333	334	334	335	335	335	335	335	335	335	335	335	334	334	334	334	334	334	334	334	333	332	332	330	330	
G 40.0	402	402	402	403	403	403	403	403	403	403	403	403	402	402	402	402	402	402	402	402	402	402	401	401	399	399
G 45.0	480	481	482	483	483	483	483	483	483	483	483	483	482	481	481	481	481	481	481	481	480	479	478	478	478	
G 50.0	576	576	576	577	578	579	578	577	577	577	577	576	576	576	576	576	576	576	576	576	576	574	574	572	572	
G 55.0	691	692	693	694	695	696	695	695	695	694	693	693	692	692	691	691	691	691	691	691	691	690	688	688	688	
G 60.0	835	835	835	838	840	841	840	838	838	835	835	835	835	835	835	835	835	835	835	835	835	832	832	831	831	
G 65.0	1021	1022	1022	1024	1027	1030	1027	1024	1022	1022	1022	1022	1022	1021	1021	1021	1021	1021	1021	1021	1021	1020	1018	1018	1018	
G 70.0	1276	1276	1278	1282	1283	1283	1283	1283	1282	1278	1276	1276	1276	1276	1276	1276	1276	1276	1276	1276	1276	1276	1275	1275	1275	
G 75.0	1657	1658	1661	1665	1666	1666	1666	1666	1665	1661	1658	1657	1657	1657	1657	1657	1657	1657	1657	1657	1657	1655	1655	1655	1655	
G 80.0	2267	2270	2270	2277	2284	2285	2284	2277	2270	2270	2270	2270	2270	2270	2270	2270	2270	2270	2270	2270	2267	2258	2254	2254	2254	
G 85.0	3339	3328	3198	3291	3357	3270	3357	3291	3198	3328	3339	3339	3339	3339	3339	3339	3339	3339	3339	3339	3339	3216	3283	3283	3283	
G 90.0	4573	4837	5904	5657	5453	5635	5453	5657	5904	4837	4573	4880	4880	4880	4880	4880	4880	4880	4880	4880	4880	4880	4880	4880	3595	3595

Luminaire

Code 90400L650
Name OREO IN D650 BLINE 940

Measurem.

Code 30/6/2023
Name OREO IN D650 BLINE 940

Luminaire Flux	1384 lm	Luminaire Power	26.0 W	Efficacy	53.236 lm/W	Efficiency	53.24%
Source Flux	2600 lm	Maximum value	57.90 cd/klm	Position	C=0.00 G=80.00	CG	Double Symmetrical

Luminance cd/m2 Table 3/3

	C 260.00	C 270.00	C 280.00	C 290.00	C 300.00	C 310.00	C 320.00	C 330.00	C 340.00	C 350.00
G 0.0	43	45	43	43	44	44	44	45	44	43
G 5.0	57	59	57	57	58	58	58	59	58	58
G 10.0	89	90	89	89	90	90	90	91	91	91
G 15.0	127	127	127	127	128	129	129	129	129	130
G 20.0	170	170	170	170	171	172	173	173	173	173
G 25.0	218	217	218	218	219	221	221	221	222	222
G 30.0	271	270	271	271	272	274	274	274	275	276
G 35.0	329	328	329	330	332	333	334	334	335	335
G 40.0	397	396	397	399	401	402	402	402	403	403
G 45.0	476	474	476	478	479	480	481	482	483	483
G 50.0	570	568	570	572	574	576	576	576	577	578
G 55.0	685	683	685	688	690	691	692	693	694	695
G 60.0	829	827	829	831	832	835	835	835	838	840
G 65.0	1016	1014	1016	1018	1020	1021	1022	1022	1024	1027
G 70.0	1272	1269	1272	1275	1276	1276	1276	1278	1282	1283
G 75.0	1653	1649	1653	1655	1655	1657	1658	1661	1665	1666
G 80.0	2253	2250	2253	2254	2258	2267	2270	2270	2277	2284
G 85.0	3319	3210	3319	3283	3216	3339	3328	3198	3291	3357
G 90.0	2812	3433	2812	3595	4880	4573	4837	5904	5657	5453