

**Luminaire**

Code 90517+90500L006

Name REBA 50 EXT L1698+INT ASYM K3 830 HO

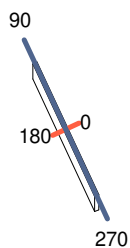
**Measurem.**

Code 6/7/2023

Name REBA 50 EXT L1698+INT ASYM K3 830 HO

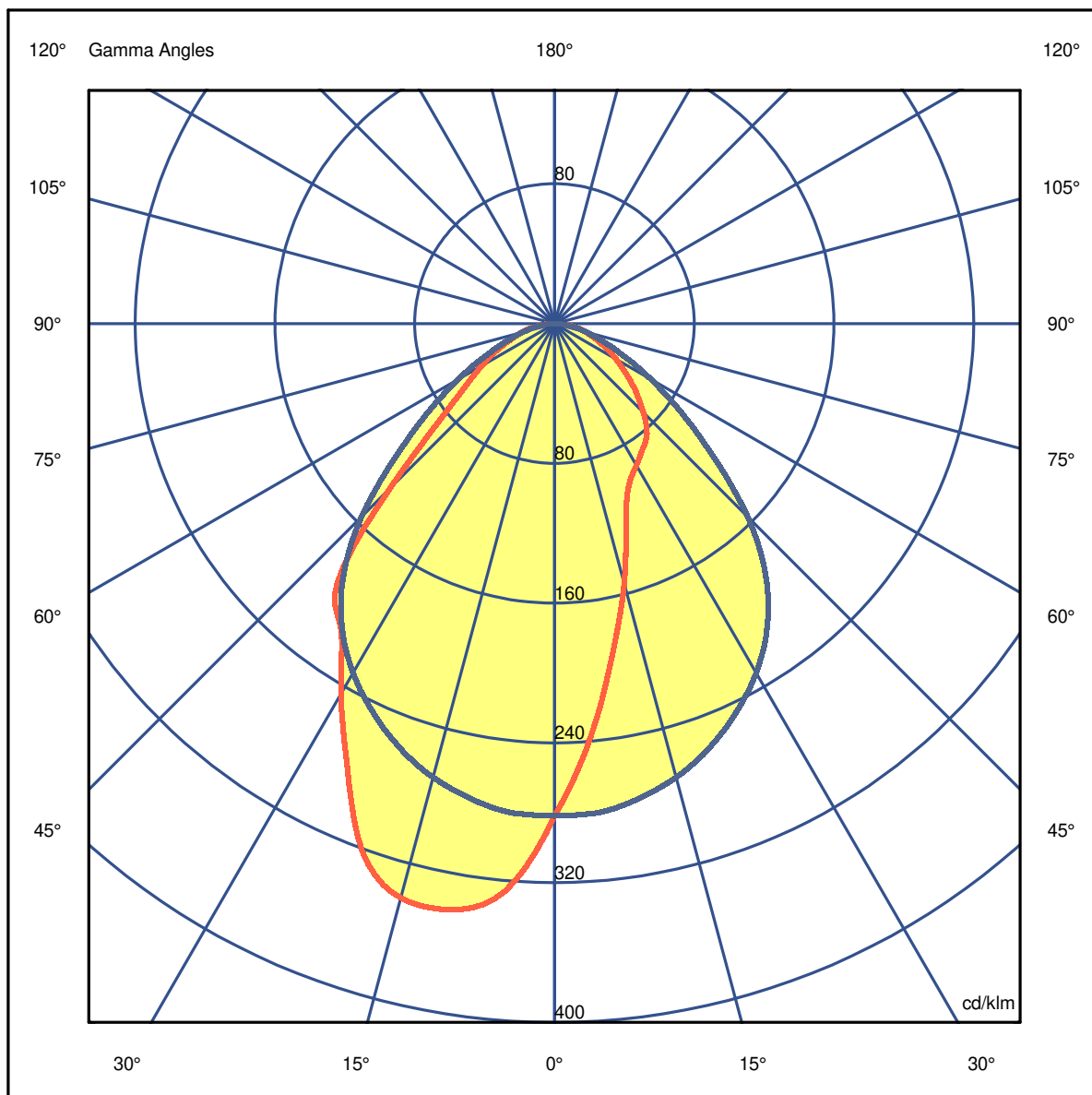
Luminaire Flux	3994 lm	Luminaire Power	43.5 W	Efficacy	91.823 lm/W	Efficiency	53.73%
Source Flux	7434 lm	Maximum value	341.90 cd/klm	Position	C=165.00 G=15.00	CG	Asymmetrical

1698mm x 50mm



C Halfplanes

180.0 ————— 0.0  
270.0 ————— 90.0



**Luminaire**

Code 90517+90500L006

Name REBA 50 EXT L1698+INT ASYM K3 830 HO

**Measurem.**

Code 6/7/2023

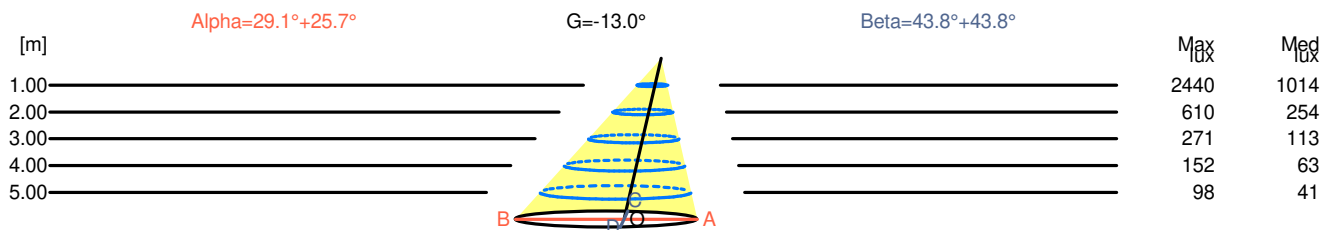
Name REBA 50 EXT L1698+INT ASYM K3 830 HO

Luminaire Flux	3994 lm	Luminaire Power	43.5 W	Efficacy	91.823 lm/W	Efficiency	53.73%
Source Flux	7434 lm	Maximum value	341.90 cd/klm	Position	C=165.00 G=15.00	CG Asymmetrical	

Width at 50.00 % of Max Intensity

H[m]	1.00	2.00	3.00	4.00	5.00	H[m]	1.00	2.00	3.00	4.00	5.00
OA	0.46	0.91	1.37	1.82	2.28	OC	0.98	1.97	2.95	3.94	4.92
OB	0.67	1.35	2.02	2.70	3.37	OD	0.98	1.97	2.95	3.94	4.92

	0	5	15	25	35	45	55	65	75	85
OA	2094.90	1765.58	1144.84	751.58	652.71	533.76	373.19	237.89	134.56	43.86
OB	2094.90	2424.23	2529.05	2086.72	1584.93	990.21	463.88	272.08	146.45	53.52
OC	2094.90	2089.70	1998.26	1826.53	1577.49	1161.19	657.91	326.35	141.25	34.94
OD	2094.90	2089.70	1998.26	1826.53	1577.49	1161.19	657.91	326.35	141.25	34.94



H[m]	D[m]	Max lux	Med lux	Alpha=29.1°+25.7°	G=-13.0	
1.00	1.13	2440	1014			
2.00	2.26	610	254			
3.00	3.39	271	113			
4.00	4.52	152	63			
5.00	5.65	98	41			

H[m]	D[m]	Max lux	Med lux	Beta=43.8°+43.8°	G=0.0	
1.00	1.97	2440	1014			
2.00	3.94	610	254			
3.00	5.91	271	113			
4.00	7.87	152	63			
5.00	9.84	98	41			

**Luminaire**

Code 90517+90500L006

Name REBA 50 EXT L1698+INT ASYM K3 830 HO

**Measurem.**

Code 6/7/2023

Name REBA 50 EXT L1698+INT ASYM K3 830 HO

Luminaire Flux	3994 lm	Luminaire Power	43.5 W	Efficacy	91.823 lm/W	Efficiency	53.73%
Source Flux	7434 lm	Maximum value	341.90 cd/klm	Position	C=165.00 G=15.00	CG	Asymmetrical

**UGR**  
S = 0.250

Reflectancies										
Ceiling/Cavity	0.7	0.7	0.5	0.5	0.3	0.7	0.7	0.5	0.5	0.3
Walls	0.5	0.3	0.5	0.3	0.3	0.5	0.3	0.5	0.3	0.3
Working Plane	0.2	0.2	0.2	0.2	0.2	0.2	0.2	0.2	0.2	0.2
Room Dimensions	Lateral View					Viewed Endwise				
x=2H y=2H	17.8	18.9	18.0	19.1	19.3	20.0	21.2	20.3	21.4	21.6
x=2H y=3H	18.1	19.1	18.4	19.4	19.6	20.7	21.7	21.0	22.0	22.2
x=2H y=4H	18.2	19.2	18.5	19.4	19.7	20.9	21.9	21.2	22.1	22.4
x=2H y=6H	18.3	19.2	18.6	19.5	19.8	21.1	22.0	21.4	22.2	22.5
x=2H y=8H	18.3	19.1	18.6	19.5	19.8	21.1	22.0	21.4	22.3	22.6
x=2H y=12H	18.3	19.1	18.7	19.4	19.8	21.1	21.9	21.5	22.3	22.6
x=4H y=2H	18.1	19.1	18.4	19.3	19.6	20.0	21.0	20.4	21.3	21.6
x=4H y=3H	18.6	19.4	18.9	19.7	20.1	20.8	21.6	21.2	21.9	22.3
x=4H y=4H	18.8	19.5	19.1	19.8	20.2	21.1	21.8	21.5	22.2	22.5
x=4H y=6H	18.9	19.5	19.3	19.9	20.3	21.3	21.9	21.7	22.3	22.7
x=4H y=8H	18.9	19.5	19.4	19.9	20.3	21.4	21.9	21.8	22.4	22.7
x=4H y=12H	18.9	19.5	19.4	19.9	20.3	21.4	21.9	21.9	22.3	22.8
x=8H y=4H	18.8	19.4	19.3	19.8	20.2	21.1	21.6	21.5	22.0	22.4
x=8H y=6H	19.0	19.5	19.5	19.9	20.4	21.3	21.8	21.8	22.2	22.7
x=8H y=8H	19.1	19.5	19.6	20.0	20.4	21.5	21.9	21.9	22.3	22.8
x=8H y=12H	19.1	19.5	19.6	19.9	20.5	21.5	21.8	22.0	22.3	22.8
x=12H y=4H	18.8	19.4	19.3	19.8	20.2	21.0	21.6	21.5	22.0	22.4
x=12H y=6H	19.1	19.5	19.5	19.9	20.4	21.3	21.7	21.8	22.2	22.7
x=12H y=8H	19.1	19.5	19.6	19.9	20.4	21.4	21.8	21.9	22.2	22.7

**Luminaire**

Code 90517+90500L006

Name REBA 50 EXT L1698+INT ASYM K3 830 HO

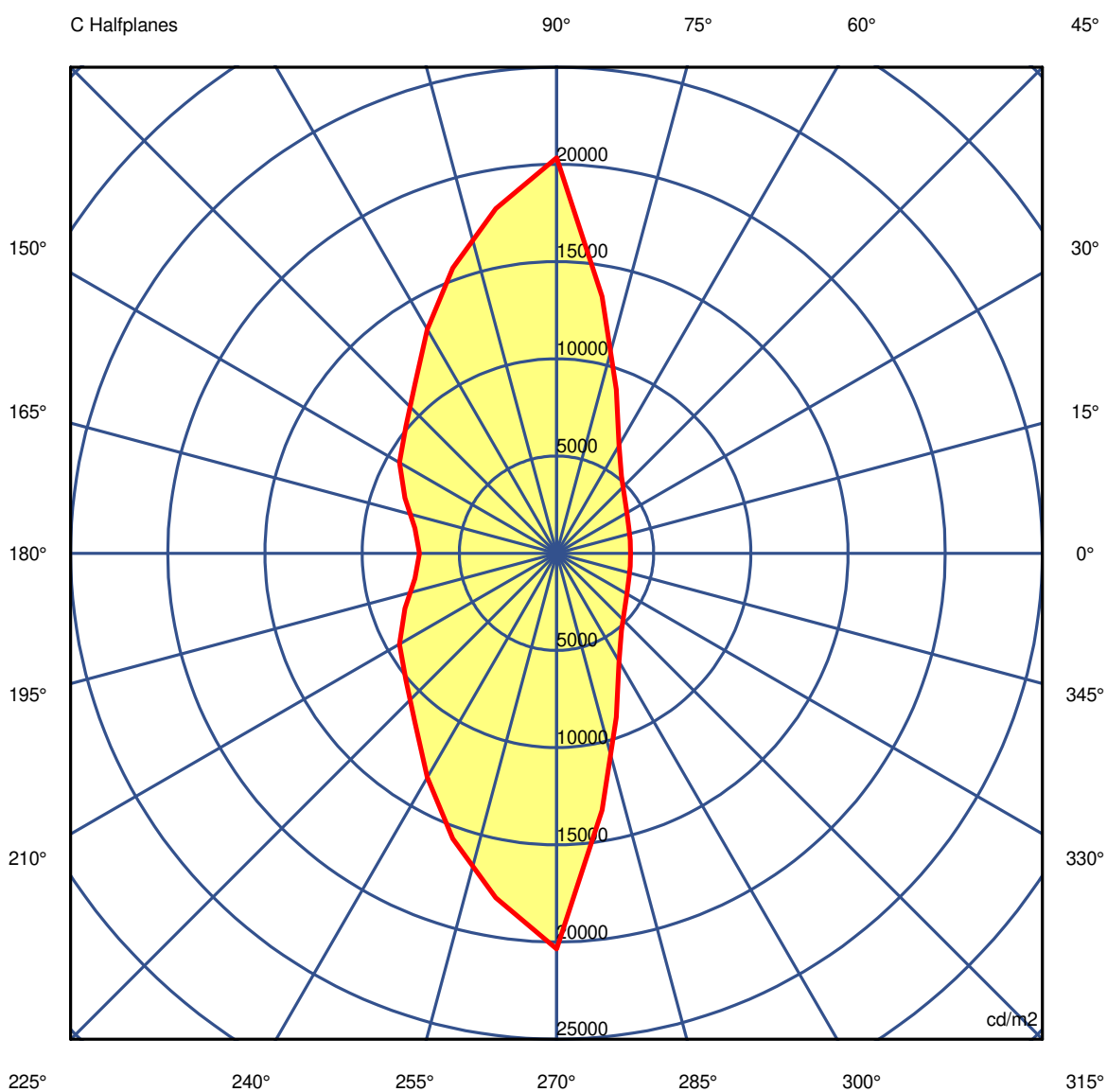
**Measurem.**

Code 6/7/2023

Name REBA 50 EXT L1698+INT ASYM K3 830 HO

Luminaire Flux	3994 lm	Luminaire Power	43.5 W	Efficacy	91.823 lm/W	Efficiency	53.73%
Source Flux	7434 lm	Maximum value	341.90 cd/klm	Position	C=165.00 G=15.00	CG	Asymmetrical

Luminance



45.0°

**Luminaire**

Code 90517+90500L006

Name REBA 50 EXT L1698+INT ASYM K3 830 HO

**Measurem.**

Code 6/7/2023

Name REBA 50 EXT L1698+INT ASYM K3 830 HO

Luminaire Flux	3994 lm		Luminaire Power		43.5 W		Efficacy		91.823 lm/W		Efficiency		53.73%	
Source Flux	7434 lm		Maximum value		341.90 cd/klm		Position		C=165.00 G=15.00		CG		Asymmetrical	
Luminance cd/m2      Table 1/3														
	C 0.00	C 10.00	C 20.00	C 30.00	C 40.00	C 50.00	C 60.00	C 70.00	C 80.00	C 90.00	C 100.00	C 110.00	C 120.00	
G 0.0	27076	27076	27076	27076	27076	27076	27076	27076	27076	27076	27076	27076	27076	
G 5.0	20147	20205	20450	20909	21537	22332	23309	24469	25721	27010	27054	27240	27511	
G 10.0	14650	14788	15226	15991	16983	18282	19938	21909	24158	26735	27032	27344	27474	
G 15.0	10792	10938	11361	12135	13254	14849	16972	19568	22658	26435	26908	27019	26580	
G 20.0	7784	7939	8376	9209	10464	12133	14372	17450	21253	26036	26562	26295	25201	
G 25.0	6196	6289	6546	7108	8167	9831	12233	15535	19828	25538	25860	25164	23546	
G 30.0	5461	5532	5720	6082	6752	8099	10400	13770	18443	24989	24980	23644	21319	
G 35.0	4913	4974	5121	5422	6002	6968	8749	12081	17100	24165	23393	21424	18712	
G 40.0	4457	4483	4599	4812	5267	6058	7587	10604	15550	22774	20933	18579	16066	
G 45.0	3803	3843	3953	4167	4554	5191	6429	8971	13423	20353	17997	15615	13322	
G 50.0	3172	3190	3273	3436	3732	4308	5331	7092	10600	16938	14553	12256	10298	
G 55.0	2599	2594	2706	2908	3147	3569	4368	5676	8466	13971	11365	9240	7486	
G 60.0	2102	2056	2198	2458	2630	2935	3550	4552	6750	11396	8590	6808	5472	
G 65.0	1670	1631	1727	1915	2060	2348	2861	3599	5165	9141	6370	4873	3875	
G 70.0	1299	1310	1381	1515	1622	1834	2211	2757	3956	7340	4644	3434	2704	
G 75.0	982	998	1059	1149	1232	1395	1692	2125	3095	6082	3373	2420	1911	
G 80.0	700	707	755	842	888	993	1205	1546	2246	4942	2360	1633	1254	
G 85.0	344	348	364	395	442	509	617	815	1224	3479	1253	859	670	
G 90.0	117	142	157	160	166	173	188	229	296	1571	368	331	316	

**Luminaire**

Code 90517+90500L006

Name REBA 50 EXT L1698+INT ASYM K3 830 HO

**Measurem.**

Code 6/7/2023

Name REBA 50 EXT L1698+INT ASYM K3 830 HO

Luminaire Flux	3994 lm		Luminaire Power		43.5 W		Efficacy		91.823 lm/W		Efficiency		53.73%	
Source Flux	7434 lm		Maximum value		341.90 cd/klm		Position		C=165.00 G=15.00		CG		Asymmetrical	
Luminance cd/m2      Table 2/3														
	C 130.00	C 140.00	C 150.00	C 160.00	C 170.00	C 180.00	C 190.00	C 200.00	C 210.00	C 220.00	C 230.00	C 240.00	C 250.00	
G 0.0	27076	27076	27076	27076	27076	27076	27076	27076	27076	27076	27076	27076	27076	
G 5.0	27670	27713	27717	27748	27693	27664	27714	27748	27717	27713	27670	27511	27240	
G 10.0	27265	26851	26479	26329	26165	26035	26165	26329	26479	26851	27265	27474	27344	
G 15.0	25848	25113	24574	24279	24007	23841	24007	24279	24574	25113	25848	26580	27019	
G 20.0	24098	23045	22205	21676	21211	20942	21211	21676	22205	23045	24098	25201	26295	
G 25.0	21993	20522	19201	18235	17521	17202	17521	18235	19201	20522	21993	23546	25164	
G 30.0	19289	17421	15879	15079	14548	14261	14548	15079	15879	17421	19289	21319	23644	
G 35.0	16447	14660	13329	12519	12074	11931	12074	12519	13329	14660	16447	18712	21424	
G 40.0	13911	12279	11307	11001	10727	10491	10727	11001	11307	12279	13911	16066	18579	
G 45.0	11340	10120	9335	8314	7412	7056	7412	8314	9335	10120	11340	13322	15615	
G 50.0	8888	7389	5932	5102	4644	4455	4644	5102	5932	7389	8888	10298	12256	
G 55.0	6104	4907	3992	3564	3339	3231	3339	3564	3992	4907	6104	7486	9240	
G 60.0	4283	3437	2958	2704	2550	2486	2550	2704	2958	3437	4283	5472	6808	
G 65.0	3028	2471	2191	2044	1950	1910	1950	2044	2191	2471	3028	3875	4873	
G 70.0	2121	1802	1639	1539	1469	1431	1469	1539	1639	1802	2121	2704	3434	
G 75.0	1526	1314	1228	1151	1090	1069	1090	1151	1228	1314	1526	1911	2420	
G 80.0	1034	919	854	795	750	734	750	795	854	919	1034	1254	1633	
G 85.0	566	515	487	458	431	420	431	458	487	515	566	670	859	
G 90.0	313	311	307	299	279	264	279	299	307	311	313	316	331	

**Luminaire**

Code 90517+90500L006

Name REBA 50 EXT L1698+INT ASYM K3 830 HO

**Measurem.**

Code 6/7/2023

Name REBA 50 EXT L1698+INT ASYM K3 830 HO

Luminaire Flux	3994 lm	Luminaire Power		43.5 W		Efficacy	91.823 lm/W		Efficiency		53.73%
Source Flux	7434 lm	Maximum value		341.90 cd/klm		Position	C=165.00 G=15.00		CG Asymmetrical		
Luminance cd/m2 Table 3/3											
	C 260.00	C 270.00	C 280.00	C 290.00	C 300.00	C 310.00	C 320.00	C 330.00	C 340.00	C 350.00	
G 0.0	27076	27076	27076	27076	27076	27076	27076	27076	27076	27076	
G 5.0	27054	27010	25721	24469	23309	22332	21537	20909	20450	20205	
G 10.0	27032	26735	24158	21909	19938	18282	16983	15991	15226	14788	
G 15.0	26908	26435	22658	19568	16972	14849	13254	12135	11361	10938	
G 20.0	26562	26036	21253	17450	14372	12133	10464	9209	8376	7939	
G 25.0	25860	25538	19828	15535	12233	9831	8167	7108	6546	6289	
G 30.0	24980	24989	18443	13770	10400	8099	6752	6082	5720	5532	
G 35.0	23393	24165	17100	12081	8749	6968	6002	5422	5121	4974	
G 40.0	20933	22774	15550	10604	7587	6058	5267	4812	4599	4483	
G 45.0	17997	20353	13423	8971	6429	5191	4554	4167	3953	3843	
G 50.0	14553	16938	10600	7092	5331	4308	3732	3436	3275	3190	
G 55.0	11365	13971	8466	5676	4368	3569	3147	2908	2706	2594	
G 60.0	8590	11396	6750	4552	3550	2935	2630	2458	2198	2056	
G 65.0	6370	9141	5165	3599	2861	2348	2060	1915	1727	1631	
G 70.0	4644	7340	3956	2757	2211	1834	1622	1515	1381	1310	
G 75.0	3373	6082	3095	2125	1692	1395	1232	1149	1059	998	
G 80.0	2360	4942	2246	1546	1205	993	888	842	755	707	
G 85.0	1253	3479	1224	815	617	509	442	395	364	348	
G 90.0	368	1571	296	229	188	173	166	160	157	142	