

Luminaire

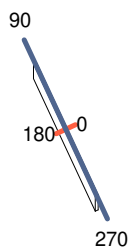
Code 90541L018-98
Name CONCEPT LINEA 35 L2529 BFLEX 840 MID/END

Measurem.

Code 31/7/2023
Name CONCEPT LINEA 35 L2529 BFLEX 840 MID/END

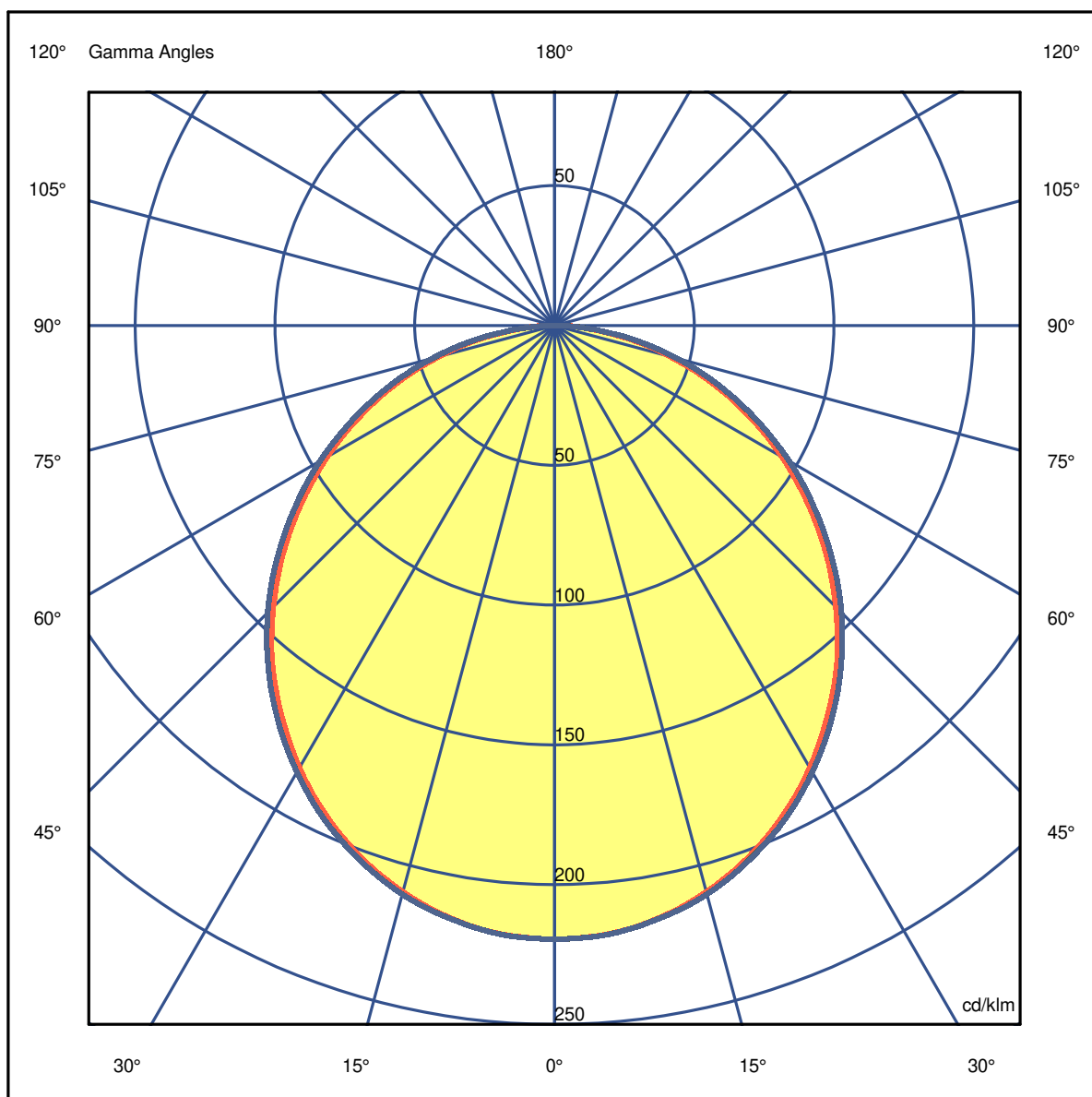
Luminaire Flux	7379 lm	Luminaire Power	75.5 W	Efficacy	97.722 lm/W	Efficiency	62.59%
Source Flux	11790 lm	Maximum value	219.50 cd/klm	Position	C=0.00 G=0.00	CG	Double Symmetrical

2529mm x 55mm



C Halfplanes

180.0 ——— 0.0
270.0 ——— 90.0



Luminaire

Code 90541L018-98
Name CONCEPT LINEA 35 L2529 BFLEX 840 MID/END

Measurem.

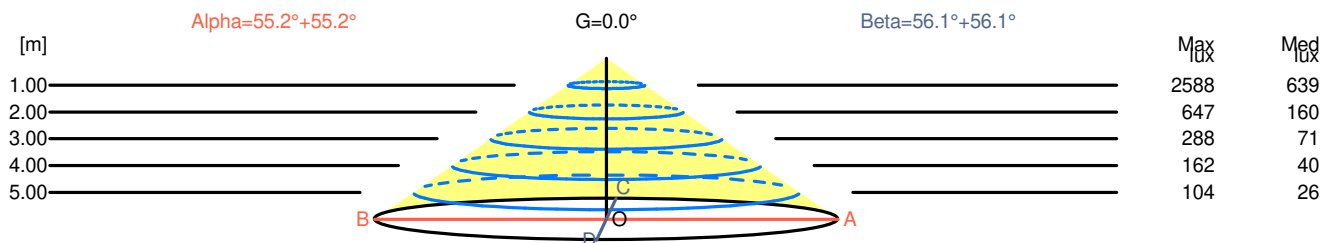
Code 31/7/2023
Name CONCEPT LINEA 35 L2529 BFLEX 840 MID/END

Luminaire Flux	7379 lm	Luminaire Power	75.5 W	Efficacy	97.722 lm/W	Efficiency	62.59%
Source Flux	11790 lm	Maximum value	219.50 cd/klm	Position	C=0.00 G=0.00	CG	Double Symmetrical

Width at 50.00 % of Max Intensity

H[m]	1.00	2.00	3.00	4.00	5.00	H[m]	1.00	2.00	3.00	4.00	5.00
OA	1.44	2.88	4.32	5.76	7.20	OC	1.49	2.98	4.47	5.96	7.45
OB	1.44	2.88	4.32	5.76	7.20	OD	1.49	2.98	4.47	5.96	7.45

	0	5	15	25	35	45	55	65	75	85
OA	2587.90	2576.11	2472.36	2280.19	2007.84	1677.72	1302.79	906.65	505.79	137.94
OB	2587.90	2576.11	2472.36	2280.19	2007.84	1677.72	1302.79	906.65	505.79	137.94
OC	2587.90	2577.29	2482.97	2297.87	2034.95	1711.91	1336.99	938.48	534.09	140.30
OD	2587.90	2577.29	2482.97	2297.87	2034.95	1711.91	1336.99	938.48	534.09	140.30



H[m]	D[m]	Max lux	Med lux	Alpha=55.2°+55.2°	G=0.0
1.00	2.88	2588	639		
2.00	5.76	647	160		
3.00	8.64	288	71		
4.00	11.52	162	40		
5.00	14.40	104	26		

H[m]	D[m]	Max lux	Med lux	Beta=56.1°+56.1°	G=0.0
1.00	2.98	2588	639		
2.00	5.96	647	160		
3.00	8.94	288	71		
4.00	11.91	162	40		
5.00	14.89	104	26		

Luminaire

Code 90541L018-98
Name CONCEPT LINEA 35 L2529 BFLEX 840 MID/END

Measurem.

Code 31/7/2023
Name CONCEPT LINEA 35 L2529 BFLEX 840 MID/END

Luminaire Flux	7379 lm	Luminaire Power	75.5 W	Efficacy	97.722 lm/W	Efficiency	62.59%
Source Flux	11790 lm	Maximum value	219.50 cd/klm	Position	C=0.00 G=0.00	CG	Double Symmetrical

UGR
S = 0.250

Reflectancies										
Ceiling/Cavity	0.7	0.7	0.5	0.5	0.3	0.7	0.7	0.5	0.5	0.3
Walls	0.5	0.3	0.5	0.3	0.3	0.5	0.3	0.5	0.3	0.3
Working Plane	0.2	0.2	0.2	0.2	0.2	0.2	0.2	0.2	0.2	0.2
Room Dimensions	Lateral View					Viewed Endwise				
x=2H y=2H	20.2	21.5	20.5	21.7	22.0	22.7	24.0	23.0	24.2	24.5
x=2H y=3H	21.2	22.4	21.5	22.7	23.0	24.3	25.5	24.6	25.8	26.1
x=2H y=4H	21.5	22.7	21.9	23.0	23.2	24.9	26.1	25.3	26.4	26.7
x=2H y=6H	21.7	22.8	22.1	23.1	23.4	25.4	26.5	25.8	26.8	27.1
x=2H y=8H	21.8	22.8	22.1	23.1	23.4	25.6	26.6	26.0	26.9	27.3
x=2H y=12H	21.8	22.7	22.1	23.1	23.4	25.7	26.7	26.1	27.0	27.4
x=4H y=2H	20.8	22.0	21.2	22.3	22.6	22.9	24.0	23.2	24.3	24.6
x=4H y=3H	22.0	23.0	22.4	23.3	23.7	24.6	25.6	25.0	25.9	26.3
x=4H y=4H	22.5	23.3	22.9	23.7	24.0	25.4	26.3	25.8	26.6	27.0
x=4H y=6H	22.7	23.5	23.2	23.9	24.3	26.0	26.7	26.4	27.1	27.5
x=4H y=8H	22.8	23.5	23.2	23.9	24.3	26.2	26.9	26.6	27.3	27.7
x=4H y=12H	22.8	23.5	23.3	23.9	24.3	26.3	26.9	26.8	27.4	27.8
x=8H y=4H	22.7	23.4	23.2	23.8	24.2	25.4	26.2	25.9	26.5	27.0
x=8H y=6H	23.1	23.7	23.5	24.1	24.5	26.1	26.7	26.5	27.1	27.5
x=8H y=8H	23.2	23.7	23.7	24.1	24.6	26.3	26.8	26.8	27.3	27.8
x=8H y=12H	23.2	23.7	23.7	24.1	24.7	26.5	26.9	27.0	27.4	27.9
x=12H y=4H	22.8	23.4	23.2	23.8	24.2	25.4	26.1	25.9	26.5	26.9
x=12H y=6H	23.1	23.6	23.6	24.1	24.6	26.1	26.6	26.6	27.0	27.5
x=12H y=8H	23.3	23.7	23.7	24.1	24.7	26.3	26.8	26.8	27.2	27.7

Luminaire

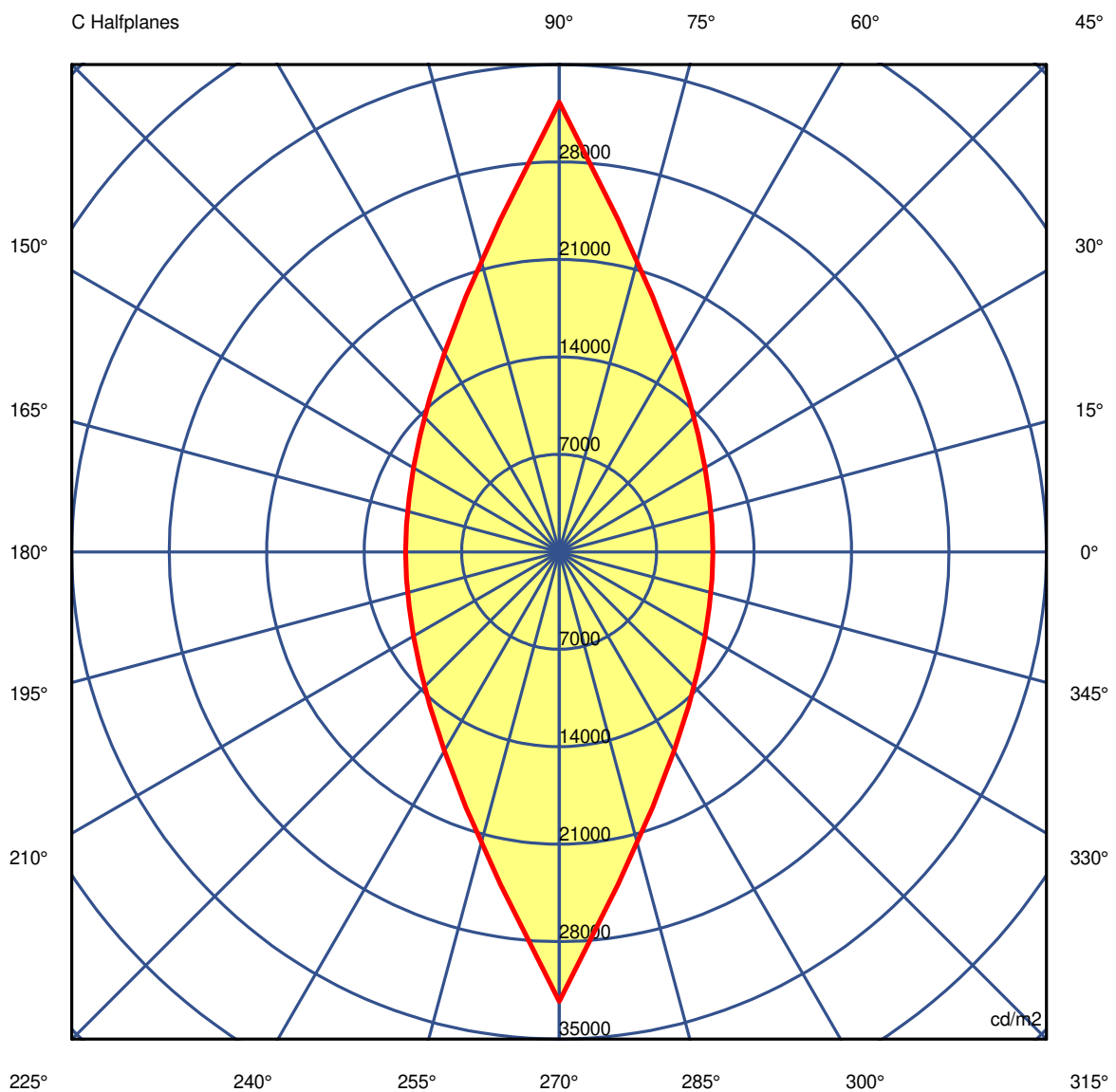
Code 90541L018-98
Name CONCEPT LINEA 35 L2529 BFLEX 840 MID/END

Measurem.

Code 31/7/2023
Name CONCEPT LINEA 35 L2529 BFLEX 840 MID/END

Luminaire Flux	7379 lm	Luminaire Power	75.5 W	Efficacy	97.722 lm/W	Efficiency	62.59%
Source Flux	11790 lm	Maximum value	219.50 cd/klm	Position	C=0.00 G=0.00	CG	Double Symmetrical

Luminance



45.0°

Luminaire

Code 90541L018-98

Name CONCEPT LINEA 35 L2529 BFLEX 840 MID/END

Measurem.

Code 31/7/2023

Name CONCEPT LINEA 35 L2529 BFLEX 840 MID/END

Luminaire Flux	7379 lm		Luminaire Power		75.5 W		Efficacy		97.722 lm/W		Efficiency		62.59%	
Source Flux	11790 lm		Maximum value		219.50 cd/klm		Position		C=0.00 G=0.00		CG		Double Symmetrical	
Luminance cd/m2														
Table 1/3														
	C 0.00	C 10.00	C 20.00	C 30.00	C 40.00	C 50.00	C 60.00	C 70.00	C 80.00	C 90.00	C 100.00	C 110.00	C 120.00	
G 0.0	35286	35286	35286	35286	35286	35286	35286	35286	35286	35286	35286	35286	35286	
G 5.0	30163	30209	30397	30719	31147	31728	32463	33290	34207	35207	34207	33290	32463	
G 10.0	26206	26273	26565	27075	27782	28732	29945	31400	33092	35024	33092	31400	29945	
G 15.0	22999	23090	23451	24074	24937	26129	27693	29610	31964	34843	31964	29610	27693	
G 20.0	20344	20455	20829	21481	22453	23803	25590	27877	30799	34535	30799	27877	25590	
G 25.0	18051	18164	18552	19238	20245	21672	23619	26185	29603	34217	29603	26185	23619	
G 30.0	16027	16128	16519	17217	18243	19704	21740	24523	28361	33797	28361	24523	21740	
G 35.0	14209	14328	14710	15385	16407	17885	19967	22879	27065	33355	27065	22879	19967	
G 40.0	12590	12664	13020	13683	14674	16120	18201	21197	25683	32840	25683	21197	18201	
G 45.0	11037	11134	11471	12090	13045	14452	16506	19553	24283	32295	24283	19553	16506	
G 50.0	9606	9684	10004	10590	11473	12807	14809	17827	22703	31579	22703	17827	14809	
G 55.0	8241	8325	8613	9139	9963	11211	13103	16055	21031	30808	21031	16055	13103	
G 60.0	6956	7028	7282	7759	8497	9636	11396	14197	19179	30004	19179	14197	11396	
G 65.0	5690	5755	5973	6378	7037	8047	9621	12242	17129	28906	17129	12242	9621	
G 70.0	4465	4515	4698	5047	5590	6453	7839	10164	14784	27736	14784	10164	7839	
G 75.0	3247	3290	3442	3727	4139	4813	5939	7866	11979	25989	11979	7866	5939	
G 80.0	2068	2075	2181	2387	2673	3134	3923	5342	8608	23194	8608	5342	3923	
G 85.0	935	937	990	1093	1231	1463	1866	2584	4390	17516	4390	2584	1866	
G 90.0	275	199	207	267	270	323	473	601	1020	15972	1020	601	473	

Luminaire

Code 90541L018-98
Name CONCEPT LINEA 35 L2529 BFLEX 840 MID/END

Measurem.

Code 31/7/2023
Name CONCEPT LINEA 35 L2529 BFLEX 840 MID/END

Luminaire Flux		7379 lm		Luminaire Power		75.5 W		Efficacy		97.722 lm/W		Efficiency		62.59%	
Source Flux		11790 lm		Maximum value		219.50 cd/klm		Position		C=0.00 G=0.00		CG		Double Symmetrical	
Luminance cd/m2														Table 2/3	
	C 130.00	C 140.00	C 150.00	C 160.00	C 170.00	C 180.00	C 190.00	C 200.00	C 210.00	C 220.00	C 230.00	C 240.00	C 250.00		
G 0.0	35286	35286	35286	35286	35286	35286	35286	35286	35286	35286	35286	35286	35286	35286	35286
G 5.0	31728	31147	30719	30397	30209	30163	30209	30397	30719	31147	31728	32463	33290		
G 10.0	28732	27782	27075	26565	26273	26206	26273	26565	27075	27782	28732	29945	31400		
G 15.0	26129	24937	24074	23451	23090	22999	23090	23451	24074	24937	26129	27693	29610		
G 20.0	23803	22453	21481	20829	20455	20344	20455	20829	21481	22453	23803	25590	27877		
G 25.0	21672	20245	19238	18552	18164	18051	18164	18552	19238	20245	21672	23619	26185		
G 30.0	19704	18243	17217	16519	16128	16027	16128	16519	17217	18243	19704	21740	24523		
G 35.0	17885	16407	15385	14710	14328	14209	14328	14710	15385	16407	17885	19967	22879		
G 40.0	16120	14674	13683	13020	12664	12590	12664	13020	13683	14674	16120	18201	21197		
G 45.0	14452	13045	12090	11471	11134	11037	11134	11471	12090	13045	14452	16506	19553		
G 50.0	12807	11473	10590	10004	9684	9606	9684	10004	10590	11473	12807	14809	17827		
G 55.0	11211	9963	9139	8613	8325	8241	8325	8613	9139	9963	11211	13103	16055		
G 60.0	9636	8497	7759	7282	7028	6956	7028	7282	7759	8497	9636	11396	14197		
G 65.0	8047	7037	6378	5973	5755	5690	5755	5973	6378	7037	8047	9621	12242		
G 70.0	6453	5590	5047	4698	4515	4465	4515	4698	5047	5590	6453	7839	10164		
G 75.0	4813	4139	3727	3442	3290	3247	3290	3442	3727	4139	4813	5939	7866		
G 80.0	3134	2673	2387	2181	2075	2068	2075	2181	2387	2673	3134	3923	5342		
G 85.0	1463	1231	1093	990	937	935	937	990	1093	1231	1463	1866	2584		
G 90.0	323	270	267	207	199	275	199	207	267	270	323	473	601		

Luminaire

Code 90541L018-98

Name CONCEPT LINEA 35 L2529 BFLEX 840 MID/END

Measurem.

Code 31/7/2023

Name CONCEPT LINEA 35 L2529 BFLEX 840 MID/END

Luminaire Flux	7379 lm	Luminaire Power	75.5 W	Efficacy	97.722 lm/W	Efficiency	62.59%
Source Flux	11790 lm	Maximum value	219.50 cd/klm	Position	C=0.00 G=0.00	CG	Double Symmetrical

Luminance cd/m2 Table 3/3

	C 260.00	C 270.00	C 280.00	C 290.00	C 300.00	C 310.00	C 320.00	C 330.00	C 340.00	C 350.00
G 0.0	35286	35286	35286	35286	35286	35286	35286	35286	35286	35286
G 5.0	34207	35207	34207	33290	32463	31728	31147	30719	30397	30209
G 10.0	33092	35024	33092	31400	29945	28732	27782	27075	26565	26273
G 15.0	31964	34843	31964	29610	27693	26129	24937	24074	23451	23090
G 20.0	30799	34535	30799	27877	25590	23803	22453	21481	20829	20455
G 25.0	29603	34217	29603	26185	23619	21672	20245	19238	18552	18164
G 30.0	28361	33797	28361	24523	21740	19704	18243	17217	16519	16128
G 35.0	27065	33355	27065	22879	19967	17885	16407	15385	14710	14328
G 40.0	25683	32840	25683	21197	18201	16120	14674	13683	13020	12664
G 45.0	24283	32295	24283	19553	16506	14452	13045	12090	11471	11134
G 50.0	22703	31579	22703	17827	14809	12807	11473	10590	10004	9684
G 55.0	21031	30808	21031	16055	13103	11211	9963	9139	8613	8325
G 60.0	19179	30004	19179	14197	11396	9636	8497	7759	7282	7028
G 65.0	17129	28906	17129	12242	9621	8047	7037	6378	5973	5755
G 70.0	14784	27736	14784	10164	7839	6453	5590	5047	4698	4515
G 75.0	11979	25989	11979	7866	5939	4813	4139	3727	3442	3290
G 80.0	8608	23194	8608	5342	3923	3134	2673	2387	2181	2075
G 85.0	4390	17516	4390	2584	1866	1463	1231	1093	990	937
G 90.0	1020	15972	1020	601	473	323	270	267	207	199