

Luminaire

Code 90542L012-98

Name CONCEPT LINEA 35 D/I L1686 BFLEX 830 MID/END

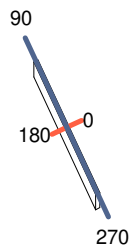
Measurem.

Code 31/7/2023

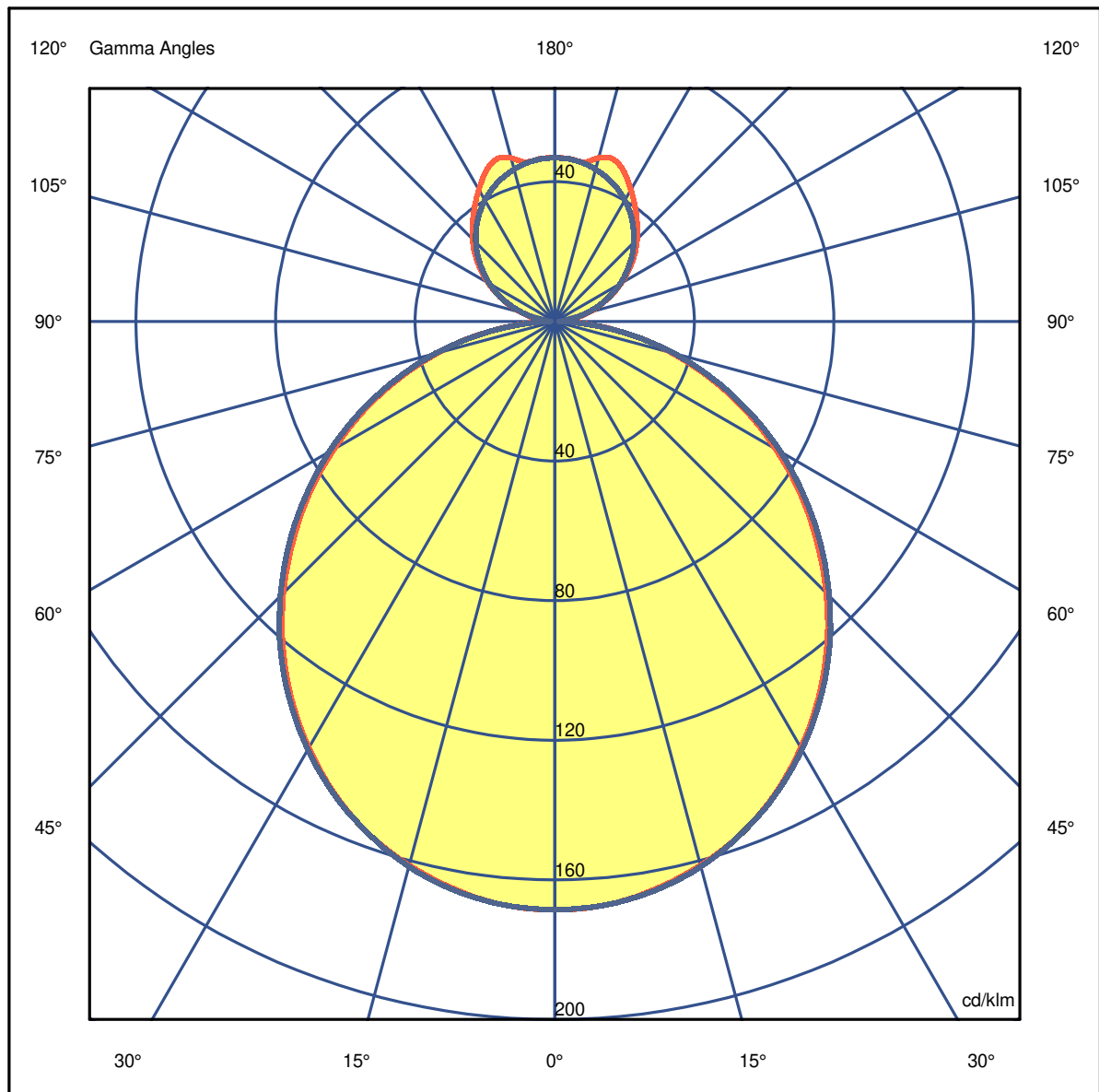
Name CONCEPT LINEA 35 D/I L1686 BFLEX 830 MID/END

Luminaire Flux	6049 lm	Luminaire Power	63.8 W	Efficacy	94.823 lm/W	Efficiency	63.40%
Source Flux	9540 lm	Maximum value	168.60 cd/klm	Position	C=0.00 G=0.00	CG	Double Symmetrical

1686mm x 55mm



C Halfplanes



Luminaire

Code 90542L012-98
Name CONCEPT LINEA 35 D/I L1686 BFLEX 830 MID/END

Measurem.

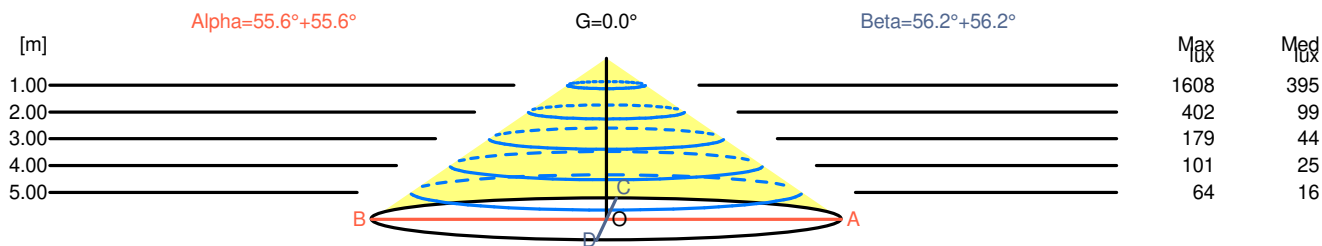
Code 31/7/2023
Name CONCEPT LINEA 35 D/I L1686 BFLEX 830 MID/END

Luminaire Flux	6049 lm	Luminaire Power	63.8 W	Efficacy	94.823 lm/W	Efficiency	63.40%
Source Flux	9540 lm	Maximum value	168.60 cd/klm	Position	C=0.00 G=0.00	CG	Double Symmetrical

Width at 50.00 % of Max Intensity

H[m]	1.00	2.00	3.00	4.00	5.00	H[m]	1.00	2.00	3.00	4.00	5.00
OA	1.46	2.92	4.38	5.84	7.30	OC	1.49	2.98	4.47	5.97	7.46
OB	1.46	2.92	4.38	5.84	7.30	OD	1.49	2.98	4.47	5.97	7.46

	0	5	15	25	35	45	55	65	75	85
OA	1608.44	1600.81	1538.80	1425.28	1256.42	1049.40	818.53	576.22	331.99	100.17
OB	1608.44	1600.81	1538.80	1425.28	1256.42	1049.40	818.53	576.22	331.99	100.17
OC	1608.44	1600.81	1542.62	1427.18	1264.05	1060.85	831.89	587.66	337.72	92.54
OD	1608.44	1600.81	1542.62	1427.18	1264.05	1060.85	831.89	587.66	337.72	92.54



H[m]	D[m]	Max lux	Med lux	Alpha=55.6°+55.6°	G=0.0	
1.00	2.92	1608	395			
2.00	5.84	402	99			
3.00	8.76	179	44			
4.00	11.68	101	25			
5.00	14.60	64	16			

H[m]	D[m]	Max lux	Med lux	Beta=56.2°+56.2°	G=0.0	
1.00	2.98	1608	395			
2.00	5.97	402	99			
3.00	8.95	179	44			
4.00	11.93	101	25			
5.00	14.92	64	16			

Luminaire

Code 90542L012-98
Name CONCEPT LINEA 35 D/I L1686 BFLEX 830 MID/END

Measurem.

Code 31/7/2023
Name CONCEPT LINEA 35 D/I L1686 BFLEX 830 MID/END

Luminaire Flux	6049 lm	Luminaire Power	63.8 W	Efficacy	94.823 lm/W	Efficiency	63.40%
Source Flux	9540 lm	Maximum value	168.60 cd/klm	Position	C=0.00 G=0.00	CG	Double Symmetrical

UGR
S = 0.250

Reflectancies										
Ceiling/Cavity	0.7	0.7	0.5	0.5	0.3	0.7	0.7	0.5	0.5	0.3
Walls	0.5	0.3	0.5	0.3	0.3	0.5	0.3	0.5	0.3	0.3
Working Plane	0.2	0.2	0.2	0.2	0.2	0.2	0.2	0.2	0.2	0.2
Room Dimensions	Lateral View					Viewed Endwise				
x=2H y=2H	18.5	19.6	19.1	20.2	20.9	21.0	22.0	21.6	22.6	23.3
x=2H y=3H	19.6	20.5	20.2	21.1	21.8	22.6	23.5	23.2	24.1	24.8
x=2H y=4H	19.9	20.8	20.5	21.4	22.2	23.2	24.1	23.9	24.7	25.5
x=2H y=6H	20.1	20.9	20.8	21.5	22.3	23.7	24.5	24.4	25.2	25.9
x=2H y=8H	20.1	20.9	20.8	21.6	22.3	23.8	24.6	24.5	25.3	26.1
x=2H y=12H	20.1	20.9	20.8	21.5	22.3	23.9	24.7	24.6	25.3	26.1
x=4H y=2H	19.1	20.0	19.8	20.7	21.4	21.1	22.0	21.8	22.7	23.4
x=4H y=3H	20.3	21.0	21.0	21.7	22.5	22.8	23.6	23.5	24.2	25.0
x=4H y=4H	20.7	21.4	21.4	22.1	22.9	23.5	24.2	24.3	24.9	25.7
x=4H y=6H	21.0	21.6	21.7	22.3	23.1	24.1	24.7	24.8	25.4	26.2
x=4H y=8H	21.1	21.6	21.8	22.3	23.2	24.3	24.8	25.0	25.6	26.4
x=4H y=12H	21.0	21.5	21.8	22.3	23.2	24.4	24.9	25.2	25.6	26.5
x=8H y=4H	20.9	21.4	21.7	22.2	23.1	23.5	24.1	24.3	24.8	25.7
x=8H y=6H	21.3	21.7	22.1	22.5	23.4	24.2	24.6	24.9	25.4	26.3
x=8H y=8H	21.4	21.8	22.2	22.5	23.5	24.4	24.8	25.2	25.5	26.5
x=8H y=12H	21.4	21.8	22.2	22.6	23.5	24.5	24.9	25.3	25.7	26.6
x=12H y=4H	20.9	21.4	21.7	22.1	23.0	23.5	24.0	24.2	24.7	25.6
x=12H y=6H	21.3	21.7	22.1	22.5	23.4	24.1	24.5	24.9	25.3	26.2
x=12H y=8H	21.4	21.8	22.2	22.6	23.5	24.4	24.7	25.2	25.5	26.5

Luminaire

Code 90542L012-98

Name CONCEPT LINEA 35 D/I L1686 BFLEX 830 MID/END

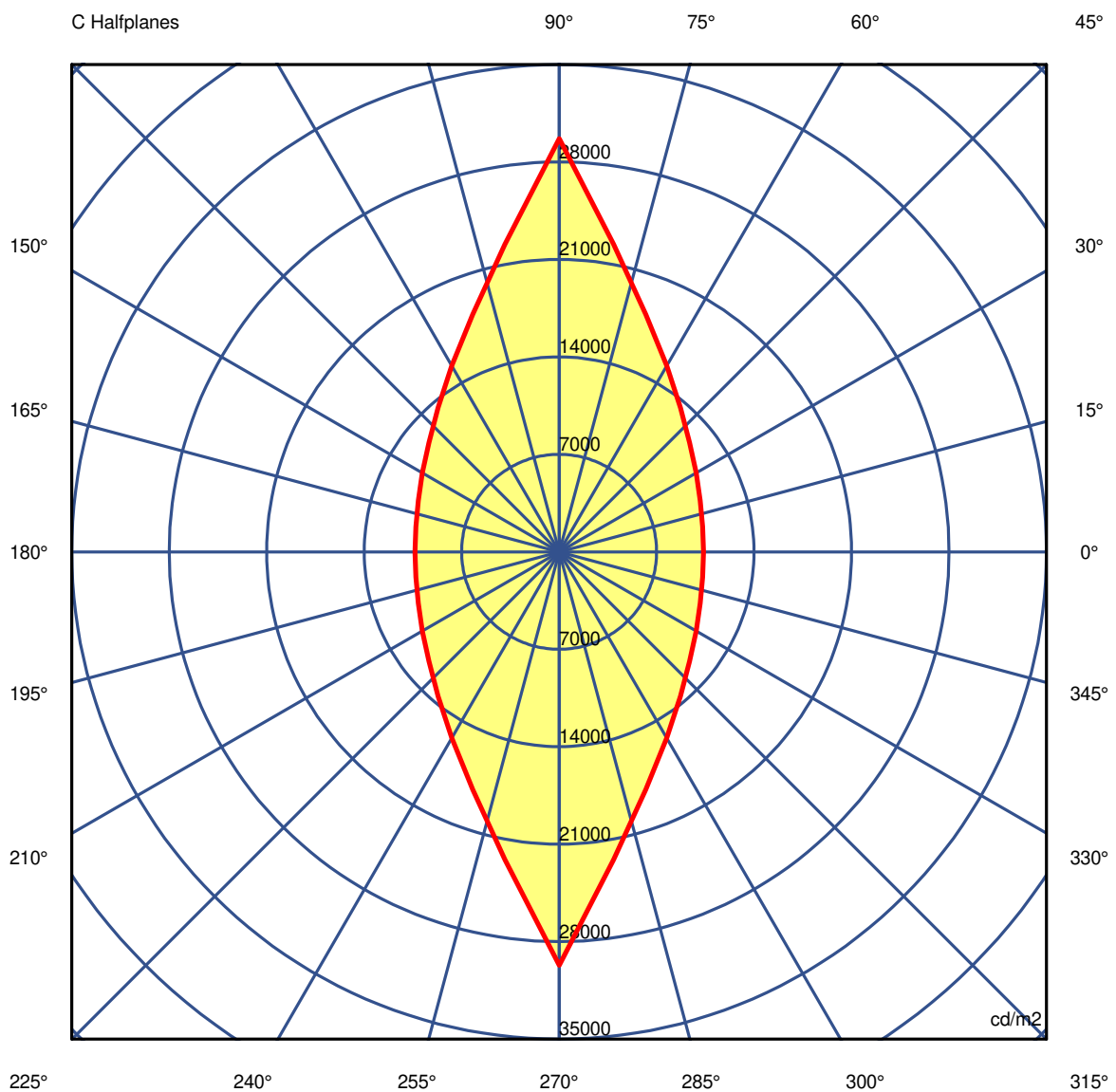
Measurem.

Code 31/7/2023

Name CONCEPT LINEA 35 D/I L1686 BFLEX 830 MID/END

Luminaire Flux	6049 lm	Luminaire Power	63.8 W	Efficacy	94.823 lm/W	Efficiency	63.40%
Source Flux	9540 lm	Maximum value	168.60 cd/klm	Position	C=0.00 G=0.00	CG	Double Symmetrical

Luminance



45.0°

Luminaire

Code 90542L012-98

Name CONCEPT LINEA 35 D/I L1686 BFLEX 830 MID/END

Measurem.

Code 31/7/2023

Name CONCEPT LINEA 35 D/I L1686 BFLEX 830 MID/END

Luminaire Flux	6049 lm		Luminaire Power		63.8 W		Efficacy		94.823 lm/W		Efficiency		63.40%	
Source Flux	9540 lm		Maximum value		168.60 cd/klm		Position		C=0.00 G=0.00		CG		Double Symmetrical	
Luminance cd/m2														
Table 1/3														
	C 0.00	C 10.00	C 20.00	C 30.00	C 40.00	C 50.00	C 60.00	C 70.00	C 80.00	C 90.00	C 100.00	C 110.00	C 120.00	
G 0.0	32897	32897	32897	32897	32897	32897	32897	32897	32897	32897	32897	32897	32897	
G 5.0	28116	28183	28345	28617	29043	29591	30235	30976	31824	32770	31824	30976	30235	
G 10.0	24417	24504	24774	25235	25898	26778	27882	29194	30760	32599	30760	29194	27882	
G 15.0	21472	21562	21883	22445	23253	24351	25776	27527	29700	32375	29700	27527	25776	
G 20.0	19046	19143	19477	20060	20946	22176	23800	25894	28587	32046	28587	25894	23800	
G 25.0	16924	17029	17390	18017	18934	20210	21961	24337	27489	31716	27489	24337	21961	
G 30.0	15021	15122	15488	16141	17105	18428	20239	22772	26302	31302	26302	22772	20239	
G 35.0	13337	13436	13786	14416	15377	16732	18607	21237	25061	30843	25061	21237	18607	
G 40.0	11791	11884	12223	12834	13760	15111	17024	19716	23778	30331	23778	19716	17024	
G 45.0	10356	10446	10766	11350	12223	13528	15428	18160	22429	29698	22429	18160	15428	
G 50.0	9011	9098	9399	9944	10781	12020	13837	16552	20971	29053	20971	16552	13837	
G 55.0	7767	7843	8114	8614	9372	10518	12258	14955	19480	28320	19480	14955	12258	
G 60.0	6566	6638	6884	7327	8011	9060	10680	13272	17820	27528	17820	13272	10680	
G 65.0	5424	5489	5700	6083	6692	7638	9109	11498	15931	26549	15931	11498	9109	
G 70.0	4288	4353	4528	4845	5364	6163	7430	9610	13846	25302	13846	9610	7430	
G 75.0	3197	3242	3387	3644	4040	4665	5697	7532	11347	23744	11347	7532	5697	
G 80.0	2106	2142	2244	2422	2694	3138	3893	5250	8268	20991	8268	5250	3893	
G 85.0	1019	1040	1111	1213	1313	1519	1937	2677	4418	15740	4418	2677	1937	
G 90.0	374	412	467	497	440	457	569	660	934	8812	934	660	569	

Luminaire

Code 90542L012-98

Name CONCEPT LINEA 35 D/I L1686 BFLEX 830 MID/END

Measur.

Code 31/7/2023

Name CONCEPT LINEA 35 D/I L1686 BFLEX 830 MID/END

Luminaire Flux		6049 lm		Luminaire Power		63.8 W		Efficacy		94.823 lm/W		Efficiency		63.40%											
Source Flux		9540 lm		Maximum value		168.60 cd/klm		Position		C=0.00 G=0.00		CG		Double Symmetrical											
Luminance cd/m2														Table 2/3											
C 130.00		C 140.00		C 150.00		C 160.00		C 170.00		C 180.00		C 190.00		C 200.00		C 210.00		C 220.00		C 230.00		C 240.00		C 250.00	
G 0.0	32897	32897	32897	32897	32897	32897	32897	32897	32897	32897	32897	32897	32897	32897	32897	32897	32897	32897	32897	32897	32897	32897	32897	32897	32897
G 5.0	29591	29043	28617	28345	28183	28116	28183	28345	28617	29043	29591	30235	30976												
G 10.0	26778	25898	25235	24774	24504	24417	24504	24774	25235	25898	26778	27882	29194												
G 15.0	24351	23253	22445	21883	21562	21472	21562	21883	22445	23253	24351	25776	27527												
G 20.0	22176	20946	20060	19477	19143	19046	19143	19477	20060	20946	22176	23800	25894												
G 25.0	20210	18934	18017	17390	17029	16924	17029	17390	18017	18934	20210	21961	24337												
G 30.0	18428	17105	16141	15488	15122	15021	15122	15488	16141	17105	18428	20239	22772												
G 35.0	16732	15377	14416	13786	13436	13337	13436	13786	14416	15377	16732	18607	21237												
G 40.0	15111	13760	12834	12223	11884	11791	11884	12223	12834	13760	15111	17024	19716												
G 45.0	13528	12223	11350	10766	10446	10356	10446	10766	11350	12223	13528	15428	18160												
G 50.0	12020	10781	9944	9399	9098	9011	9098	9399	9944	10781	12020	13837	16552												
G 55.0	10518	9372	8614	8114	7843	7767	7843	8114	8614	9372	10518	12258	14955												
G 60.0	9060	8011	7327	6884	6638	6566	6638	6884	7327	8011	9060	10680	13272												
G 65.0	7638	6692	6083	5700	5489	5424	5489	5700	6083	6692	7638	9109	11498												
G 70.0	6163	5364	4845	4528	4353	4288	4353	4528	4845	5364	6163	7430	9610												
G 75.0	4665	4040	3644	3387	3242	3197	3242	3387	3644	4040	4665	5697	7532												
G 80.0	3138	2694	2422	2244	2142	2106	2142	2244	2422	2694	3138	3893	5250												
G 85.0	1519	1313	1213	1111	1040	1019	1040	1111	1213	1313	1519	1937	2677												
G 90.0	457	440	497	467	412	374	412	467	497	440	457	569	660												

Luminaire

Code 90542L012-98

Name CONCEPT LINEA 35 D/I L1686 BFLEX 830 MID/END

Measurem.

Code 31/7/2023

Name CONCEPT LINEA 35 D/I L1686 BFLEX 830 MID/END

Luminaire Flux	6049 lm	Luminaire Power	63.8 W	Efficacy	94.823 lm/W	Efficiency	63.40%
Source Flux	9540 lm	Maximum value	168.60 cd/klm	Position	C=0.00 G=0.00	CG	Double Symmetrical

Luminance cd/m2 Table 3/3

	C 260.00	C 270.00	C 280.00	C 290.00	C 300.00	C 310.00	C 320.00	C 330.00	C 340.00	C 350.00
G 0.0	32897	32897	32897	32897	32897	32897	32897	32897	32897	32897
G 5.0	31824	32770	31824	30976	30235	29591	29043	28617	28345	28183
G 10.0	30760	32599	30760	29194	27882	26778	25898	25235	24774	24504
G 15.0	29700	32375	29700	27527	25776	24351	23253	22445	21883	21562
G 20.0	28587	32046	28587	25894	23800	22176	20946	20060	19477	19143
G 25.0	27489	31716	27489	24337	21961	20210	18934	18017	17390	17029
G 30.0	26302	31302	26302	22772	20239	18428	17105	16141	15488	15122
G 35.0	25061	30843	25061	21237	18607	16732	15377	14416	13786	13436
G 40.0	23778	30331	23778	19716	17024	15111	13760	12834	12223	11884
G 45.0	22429	29698	22429	18160	15428	13528	12223	11350	10766	10446
G 50.0	20971	29053	20971	16552	13837	12020	10781	9944	9399	9098
G 55.0	19480	28320	19480	14955	12258	10518	9372	8614	8114	7843
G 60.0	17820	27528	17820	13272	10680	9060	8011	7327	6884	6638
G 65.0	15931	26549	15931	11498	9109	7638	6692	6083	5700	5489
G 70.0	13846	25302	13846	9610	7430	6163	5364	4845	4528	4353
G 75.0	11347	23744	11347	7532	5697	4665	4040	3644	3387	3242
G 80.0	8268	20991	8268	5250	3893	3138	2694	2422	2244	2142
G 85.0	4418	15740	4418	2677	1937	1519	1313	1213	1111	1040
G 90.0	934	8812	934	660	569	457	440	497	467	412