

Luminaire

Code 90588L600

Name ROFY 60 D/I D0600 GCONTROL+ K3 840 LO

Measurem.

Code 4/8/2023

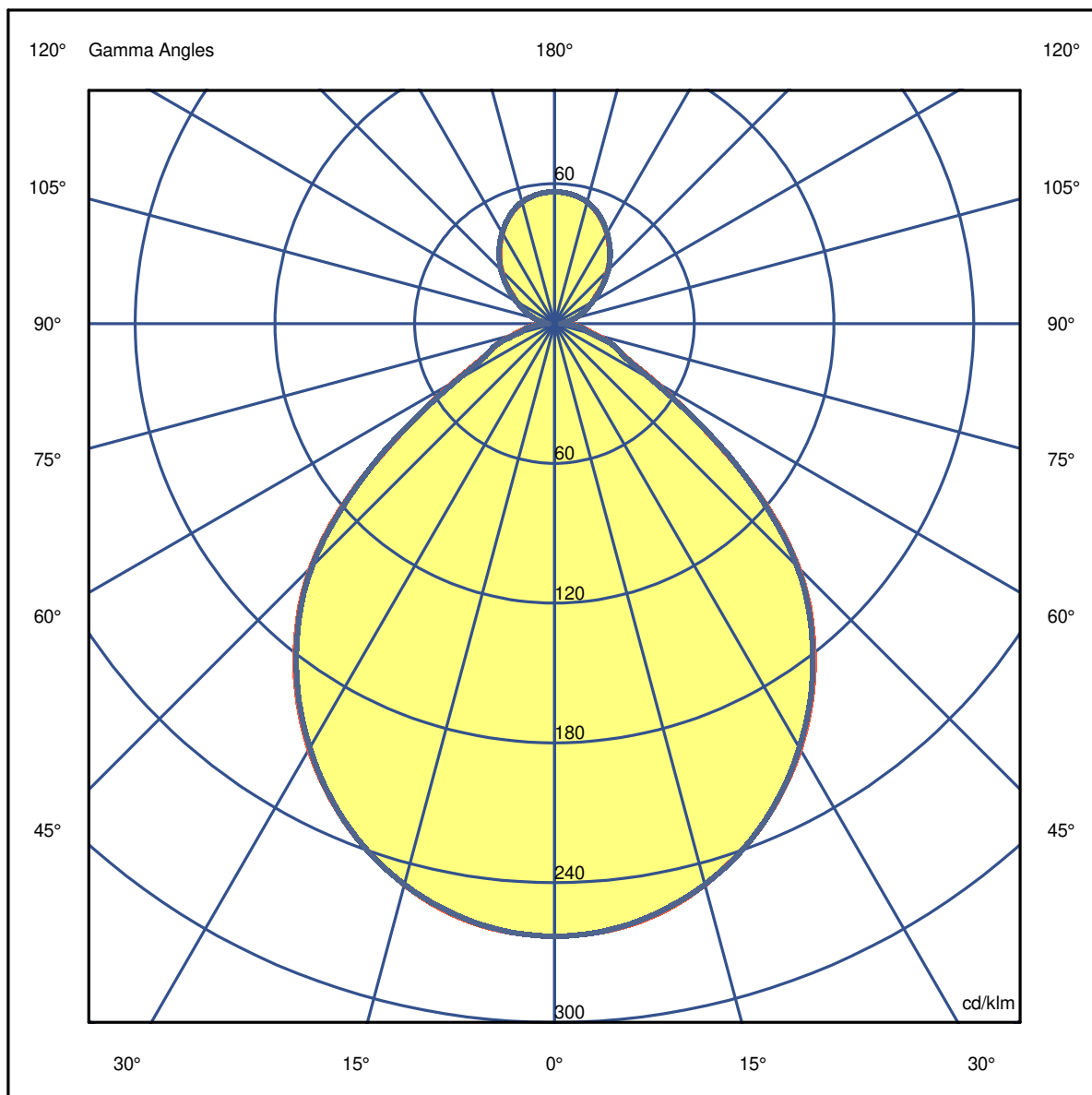
Name ROFY 60 D/I D0600 GCONTROL+ K3 840 LO

Luminaire Flux	5363 lm	Luminaire Power	43.3 W	Efficacy	123.969 lm/W	Efficiency	71.58%
Source Flux	7492 lm	Maximum value	263.20 cd/klm	Position	C=0.00 G=0.00	CG	Double Symmetrical

Diam=600mm

C Halfplanes

180.0 ————— 0.0
270.0 ————— 90.0



Luminaire

Code 90588L600
Name ROFY 60 D/I D0600 GCONTROL+ K3 840 LO

Measurem.

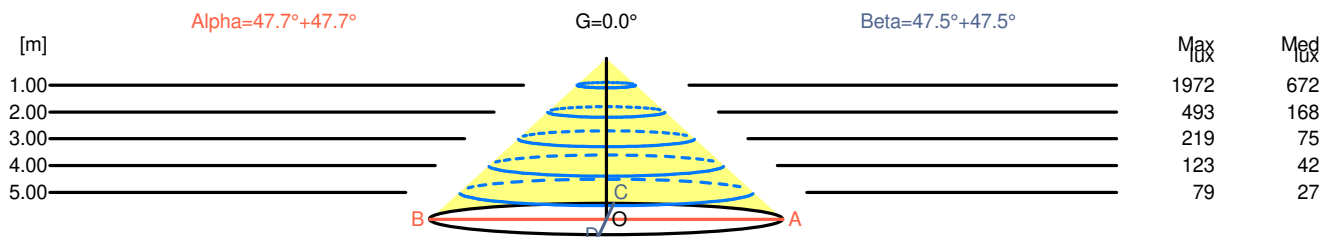
Code 4/8/2023
Name ROFY 60 D/I D0600 GCONTROL+ K3 840 LO

Luminaire Flux	5363 lm	Luminaire Power	43.3 W	Efficacy	123.969 lm/W	Efficiency	71.58%
Source Flux	7492 lm	Maximum value	263.20 cd/klm	Position	C=0.00 G=0.00	CG	Double Symmetrical

Width at 50.00 % of Max Intensity

H[m]	1.00	2.00	3.00	4.00	5.00	H[m]	1.00	2.00	3.00	4.00	5.00
OA	1.10	2.20	3.29	4.39	5.49	OC	1.09	2.18	3.27	4.37	5.46
OB	1.10	2.20	3.29	4.39	5.49	OD	1.09	2.18	3.27	4.37	5.46

	0	5	15	25	35	45	55	65	75	85
OA	1971.89	1959.16	1867.76	1693.94	1445.96	1109.57	581.38	248.73	135.61	64.43
OB	1971.89	1959.16	1867.76	1693.94	1445.96	1109.57	581.38	248.73	135.61	64.43
OC	1971.89	1958.41	1867.01	1692.44	1439.96	1102.82	588.12	244.24	122.12	53.19
OD	1971.89	1958.41	1867.01	1692.44	1439.96	1102.82	588.12	244.24	122.12	53.19



H[m]	D[m]	Max lux	Med lux	Alpha=47.7°+47.7°	G=0.0	
1.00	2.20	1972	672			
2.00	4.39	493	168			
3.00	6.59	219	75			
4.00	8.78	123	42			
5.00	10.98	79	27			

H[m]	D[m]	Max lux	Med lux	Beta=47.5°+47.5°	G=0.0	
1.00	2.18	1972	672			
2.00	4.37	493	168			
3.00	6.55	219	75			
4.00	8.73	123	42			
5.00	10.92	79	27			

Luminaire

Code 90588L600
Name ROFY 60 D/I D0600 GCONTROL+ K3 840 LO

Measurem.

Code 4/8/2023
Name ROFY 60 D/I D0600 GCONTROL+ K3 840 LO

Luminaire Flux	5363 lm	Luminaire Power	43.3 W	Efficacy	123.969 lm/W	Efficiency	71.58%
Source Flux	7492 lm	Maximum value	263.20 cd/klm	Position	C=0.00 G=0.00	CG	Double Symmetrical

UGR
S = 0.250

Reflectancies										
Ceiling/Cavity	0.7	0.7	0.5	0.5	0.3	0.7	0.7	0.5	0.5	0.3
Walls	0.5	0.3	0.5	0.3	0.3	0.5	0.3	0.5	0.3	0.3
Working Plane	0.2	0.2	0.2	0.2	0.2	0.2	0.2	0.2	0.2	0.2
Room Dimensions	Lateral View					Viewed Endwise				
x=2H y=2H	14.6	15.6	15.2	16.1	16.7	15.3	16.2	15.8	16.7	17.3
x=2H y=3H	15.1	15.9	15.7	16.5	17.1	15.8	16.7	16.4	17.2	17.9
x=2H y=4H	15.2	16.0	15.8	16.6	17.3	16.0	16.8	16.6	17.4	18.0
x=2H y=6H	15.4	16.1	16.0	16.7	17.4	16.1	16.8	16.7	17.4	18.1
x=2H y=8H	15.4	16.1	16.1	16.8	17.5	16.1	16.8	16.8	17.4	18.2
x=2H y=12H	15.5	16.2	16.1	16.8	17.5	16.1	16.8	16.8	17.4	18.2
x=4H y=2H	14.8	15.6	15.4	16.2	16.9	15.4	16.2	16.0	16.8	17.4
x=4H y=3H	15.4	16.1	16.1	16.7	17.4	16.1	16.8	16.7	17.4	18.1
x=4H y=4H	15.7	16.3	16.4	16.9	17.7	16.4	17.0	17.0	17.6	18.4
x=4H y=6H	15.9	16.5	16.6	17.1	17.9	16.6	17.1	17.3	17.8	18.5
x=4H y=8H	16.1	16.5	16.8	17.2	18.0	16.6	17.1	17.3	17.8	18.6
x=4H y=12H	16.1	16.6	16.9	17.3	18.1	16.7	17.1	17.4	17.8	18.6
x=8H y=4H	15.7	16.2	16.4	16.9	17.7	16.4	16.8	17.1	17.5	18.3
x=8H y=6H	16.1	16.5	16.8	17.2	18.0	16.6	17.0	17.4	17.7	18.6
x=8H y=8H	16.3	16.6	17.0	17.3	18.2	16.8	17.1	17.5	17.8	18.7
x=8H y=12H	16.4	16.7	17.2	17.5	18.4	16.8	17.1	17.6	17.9	18.8
x=12H y=4H	15.7	16.1	16.4	16.8	17.6	16.3	16.8	17.1	17.5	18.3
x=12H y=6H	16.1	16.4	16.9	17.2	18.0	16.6	17.0	17.4	17.7	18.6
x=12H y=8H	16.3	16.6	17.1	17.4	18.3	16.8	17.1	17.5	17.8	18.7

Luminaire

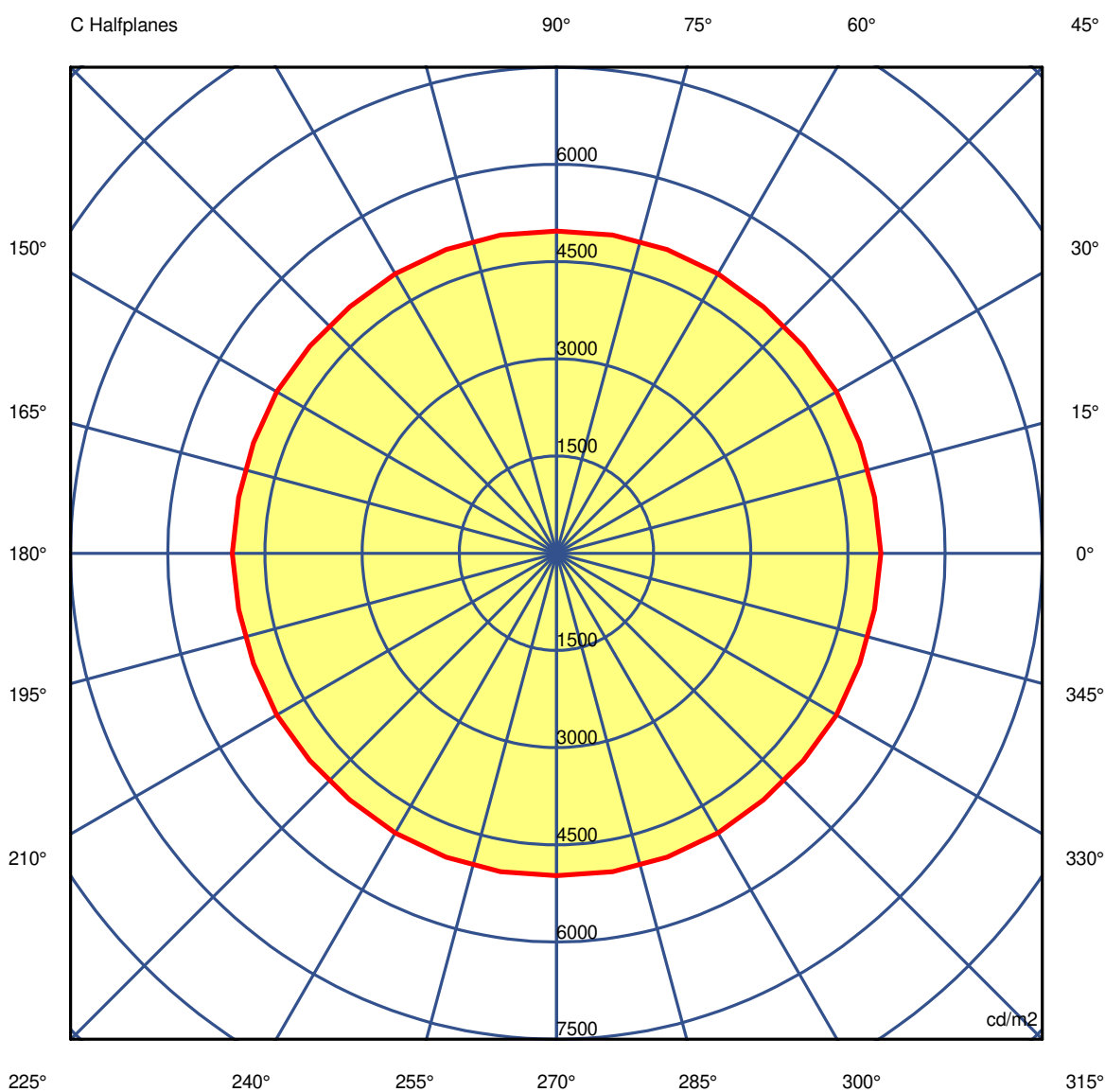
Code 90588L600
Name ROFY 60 D/I D0600 GCONTROL+ K3 840 LO

Measurem.

Code 4/8/2023
Name ROFY 60 D/I D0600 GCONTROL+ K3 840 LO

Luminaire Flux	5363 lm	Luminaire Power	43.3 W	Efficacy	123.969 lm/W	Efficiency	71.58%
Source Flux	7492 lm	Maximum value	263.20 cd/klm	Position	C=0.00 G=0.00	CG Double Symmetrical	

Luminance



45.0°

Luminaire

Code 90588L600

Name ROFY 60 D/I D0600 GCONTROL+ K3 840 LO

Measurement

Code 4/8/2023

Name ROFY 60 D/I D0600 GCONTROL+ K3 840 LO

Luminaire Flux	5363 lm		Luminaire Power		43.3 W		Efficacy		123.969 lm/W		Efficiency		71.58%	
Source Flux	7492 lm		Maximum value		263.20 cd/klm		Position		C=0.00 G=0.00		CG		Double Symmetrical	
Luminance cd/m2														
Table 1/3														
	C 0.00	C 10.00	C 20.00	C 30.00	C 40.00	C 50.00	C 60.00	C 70.00	C 80.00	C 90.00	C 100.00	C 110.00	C 120.00	
G 0.0	7463	7463	7463	7463	7463	7463	7463	7463	7463	7463	7463	7463	7463	
G 5.0	7324	7324	7327	7332	7333	7331	7330	7330	7328	7321	7328	7330	7330	
G 10.0	7167	7158	7157	7164	7170	7166	7159	7160	7160	7153	7160	7160	7159	
G 15.0	6970	6966	6965	6970	6983	6987	6981	6981	6978	6967	6978	6981	6981	
G 20.0	6753	6742	6740	6751	6765	6781	6790	6785	6771	6753	6771	6785	6790	
G 25.0	6508	6496	6495	6505	6515	6524	6528	6520	6509	6502	6509	6520	6528	
G 30.0	6231	6235	6238	6234	6221	6214	6213	6209	6208	6213	6208	6209	6213	
G 35.0	5909	5926	5930	5915	5886	5862	5854	5858	5870	5885	5870	5858	5854	
G 40.0	5518	5521	5519	5511	5500	5482	5463	5459	5471	5492	5471	5459	5463	
G 45.0	5005	4982	4981	4988	4974	4969	4982	4991	4988	4975	4988	4991	4982	
G 50.0	4157	3932	3901	4035	4126	4135	4136	4212	4225	4129	4225	4212	4136	
G 55.0	3029	2598	2512	2838	3307	3412	3275	3444	3437	3064	3437	3444	3275	
G 60.0	2113	2093	2024	2010	2324	2548	2584	2684	2529	2049	2529	2684	2584	
G 65.0	1591	1798	1763	1629	1775	2004	2156	2215	2012	1562	2012	2215	2156	
G 70.0	1452	1355	1383	1474	1449	1390	1463	1729	1763	1458	1763	1729	1463	
G 75.0	1169	1144	1152	1163	1123	1142	1253	1359	1293	1053	1293	1359	1253	
G 80.0	1047	1071	1082	1071	1034	980	960	1021	1048	1000	1048	1021	960	
G 85.0	893	775	784	852	782	655	592	646	712	737	712	646	592	
G 90.0	532	524	506	486	478	458	426	403	389	380	389	403	426	

Luminaire

Code 90588L600

Name ROFY 60 D/I D0600 GCONTROL+ K3 840 LO

Measurement

Code 4/8/2023

Name ROFY 60 D/I D0600 GCONTROL+ K3 840 LO

Luminaire Flux	5363 lm	Luminaire Power		43.3 W		Efficacy		123.969 lm/W		Efficiency		71.58%	
Source Flux	7492 lm	Maximum value		263.20 cd/klm		Position		C=0.00 G=0.00		CG		Double Symmetrical	
Luminance cd/m2 Table 2/3													
	C 130.00	C 140.00	C 150.00	C 160.00	C 170.00	C 180.00	C 190.00	C 200.00	C 210.00	C 220.00	C 230.00	C 240.00	C 250.00
G 0.0	7463	7463	7463	7463	7463	7463	7463	7463	7463	7463	7463	7463	7463
G 5.0	7331	7333	7332	7327	7324	7324	7324	7327	7332	7333	7331	7330	7330
G 10.0	7166	7170	7164	7157	7158	7167	7158	7157	7164	7170	7166	7159	7160
G 15.0	6987	6983	6970	6965	6966	6970	6966	6965	6970	6983	6987	6981	6981
G 20.0	6781	6765	6751	6740	6742	6753	6742	6740	6751	6765	6781	6790	6785
G 25.0	6524	6515	6505	6495	6496	6508	6496	6495	6505	6515	6524	6528	6520
G 30.0	6214	6221	6234	6238	6235	6231	6235	6238	6234	6221	6214	6213	6209
G 35.0	5862	5886	5915	5930	5926	5909	5926	5930	5915	5886	5862	5854	5858
G 40.0	5482	5500	5511	5519	5521	5518	5521	5519	5511	5500	5482	5463	5459
G 45.0	4969	4974	4988	4981	4982	5005	4982	4981	4988	4974	4969	4982	4991
G 50.0	4135	4126	4035	3901	3932	4157	3932	3901	4035	4126	4135	4136	4212
G 55.0	3412	3307	2838	2512	2598	3029	2598	2512	2838	3307	3412	3275	3444
G 60.0	2548	2324	2010	2024	2093	2113	2093	2024	2010	2324	2548	2584	2684
G 65.0	2004	1775	1629	1763	1798	1591	1798	1763	1629	1775	2004	2156	2215
G 70.0	1390	1449	1474	1383	1355	1452	1355	1383	1474	1449	1390	1463	1729
G 75.0	1142	1123	1163	1152	1144	1169	1144	1152	1163	1123	1142	1253	1359
G 80.0	980	1034	1071	1082	1071	1047	1071	1082	1071	1034	980	960	1021
G 85.0	655	782	852	784	775	893	775	784	852	782	655	592	646
G 90.0	458	478	486	506	524	532	524	506	486	478	458	426	403

Luminaire

Code 90588L600

Name ROFY 60 D/I D0600 GCONTROL+ K3 840 LO

Measurem.

Code 4/8/2023

Name ROFY 60 D/I D0600 GCONTROL+ K3 840 LO

Luminaire Flux	5363 lm	Luminaire Power	43.3 W	Efficacy	123.969 lm/W	Efficiency	71.58%
Source Flux	7492 lm	Maximum value	263.20 cd/klm	Position	C=0.00 G=0.00	CG	Double Symmetrical

Luminance cd/m2 Table 3/3

	C 260.00	C 270.00	C 280.00	C 290.00	C 300.00	C 310.00	C 320.00	C 330.00	C 340.00	C 350.00
G 0.0	7463	7463	7463	7463	7463	7463	7463	7463	7463	7463
G 5.0	7328	7321	7328	7330	7330	7331	7333	7332	7327	7324
G 10.0	7160	7153	7160	7160	7159	7166	7170	7164	7157	7158
G 15.0	6978	6967	6978	6981	6981	6987	6983	6970	6965	6966
G 20.0	6771	6753	6771	6785	6790	6781	6765	6751	6740	6742
G 25.0	6509	6502	6509	6520	6528	6524	6515	6505	6495	6496
G 30.0	6208	6213	6208	6209	6213	6214	6221	6234	6238	6235
G 35.0	5870	5885	5870	5858	5854	5862	5886	5915	5930	5926
G 40.0	5471	5492	5471	5459	5463	5482	5500	5511	5519	5521
G 45.0	4988	4975	4988	4991	4982	4969	4974	4988	4981	4982
G 50.0	4225	4129	4225	4212	4136	4135	4126	4035	3901	3932
G 55.0	3437	3064	3437	3444	3275	3412	3307	2838	2512	2598
G 60.0	2529	2049	2529	2684	2584	2548	2324	2010	2024	2093
G 65.0	2012	1562	2012	2215	2156	2004	1775	1629	1763	1798
G 70.0	1763	1458	1763	1729	1463	1390	1449	1474	1383	1355
G 75.0	1293	1053	1293	1359	1253	1142	1123	1163	1152	1144
G 80.0	1048	1000	1048	1021	960	980	1034	1071	1082	1071
G 85.0	712	737	712	646	592	655	782	852	784	775
G 90.0	389	380	389	403	426	458	478	486	506	524