

Luminaire

Code 90594L115

Name ROFY 60 /T D/I D1150 LIGHT+ 840 LO

Measurem.

Code 4/8/2023

Name ROFY 60 /T D/I D1150 LIGHT+ 840 LO

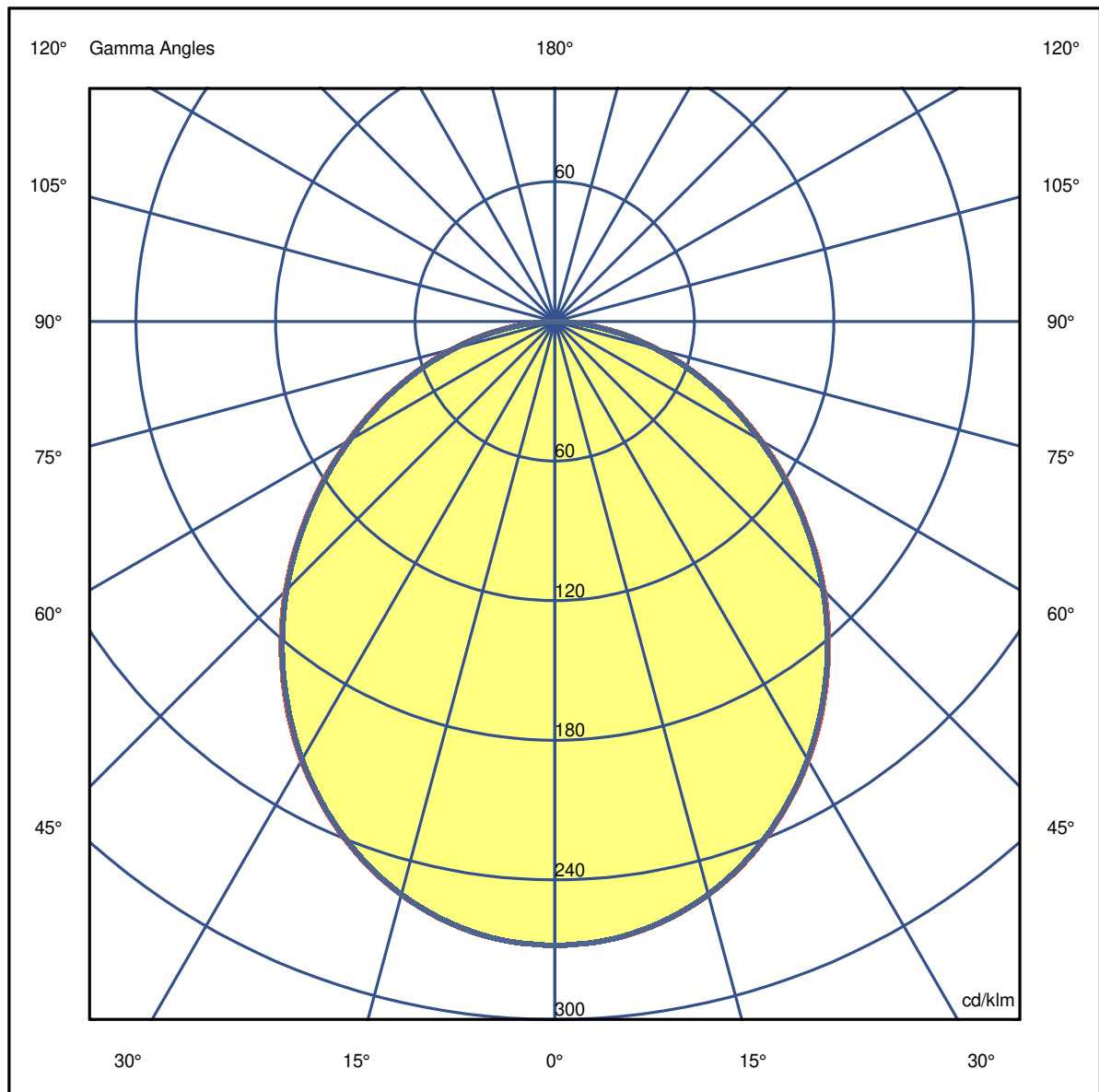
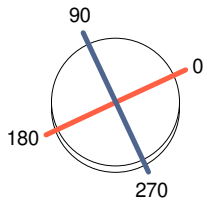
Luminaire Flux	15217 lm	Luminaire Power	113.9 W	Efficacy	133.566 lm/W	Efficiency	70.79%
Source Flux	21496 lm	Maximum value	268.10 cd/klm	Position	C=0.00 G=0.00	CG	Double Symmetrical

Diam=1268mm

C Halfplanes

180.0 ——— 0.0

270.0 ——— 90.0



Luminaire

Code 90594L115

Name ROFY 60 /T D/I D1150 LIGHT+ 840 LO

Measurem.

Code 4/8/2023

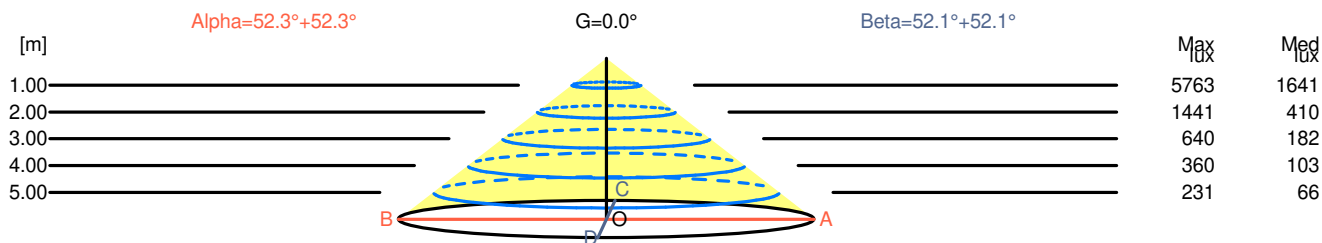
Name ROFY 60 /T D/I D1150 LIGHT+ 840 LO

Luminaire Flux	15217 lm	Luminaire Power	113.9 W	Efficacy	133.566 lm/W	Efficiency	70.79%
Source Flux	21496 lm	Maximum value	268.10 cd/klm	Position	C=0.00 G=0.00	CG	Double Symmetrical

Width at 50.00 % of Max Intensity

H[m]	1.00	2.00	3.00	4.00	5.00	H[m]	1.00	2.00	3.00	4.00	5.00
OA	1.29	2.58	3.87	5.17	6.46	OC	1.28	2.57	3.85	5.14	6.42
OB	1.29	2.58	3.87	5.17	6.46	OD	1.28	2.57	3.85	5.14	6.42

	0	5	15	25	35	45	55	65	75	85
OA	5763.08	5732.98	5481.48	4995.67	4322.85	3518.90	2639.71	1775.57	967.32	240.76
OB	5763.08	5732.98	5481.48	4995.67	4322.85	3518.90	2639.71	1775.57	967.32	240.76
OC	5763.08	5732.98	5479.33	4987.07	4309.95	3503.85	2624.66	1760.52	950.12	234.31
OD	5763.08	5732.98	5479.33	4987.07	4309.95	3503.85	2624.66	1760.52	950.12	234.31



H[m]	D[m]	Max lux	Med lux	Alpha=52.3°+52.3°	G=0.0	
1.00	2.58	5763	1641			
2.00	5.17	1441	410			
3.00	7.75	640	182			
4.00	10.33	360	103			
5.00	12.92	231	66			

H[m]	D[m]	Max lux	Med lux	Beta=52.1°+52.1°	G=0.0	
1.00	2.57	5763	1641			
2.00	5.14	1441	410			
3.00	7.70	640	182			
4.00	10.27	360	103			
5.00	12.84	231	66			

Luminaire

Code 90594L115

Name ROFY 60 /T D/I D1150 LIGHT+ 840 LO

Measurem.

Code 4/8/2023

Name ROFY 60 /T D/I D1150 LIGHT+ 840 LO

Luminaire Flux	15217 lm	Luminaire Power	113.9 W	Efficacy	133.566 lm/W	Efficiency	70.79%
Source Flux	21496 lm	Maximum value	268.10 cd/klm	Position	C=0.00 G=0.00	CG	Double Symmetrical

UGR
S = 0.250

Reflectancies										
Ceiling/Cavity	0.7	0.7	0.5	0.5	0.3	0.7	0.7	0.5	0.5	0.3
Walls	0.5	0.3	0.5	0.3	0.3	0.5	0.3	0.5	0.3	0.3
Working Plane	0.2	0.2	0.2	0.2	0.2	0.2	0.2	0.2	0.2	0.2
Room Dimensions										
Room Dimensions	Lateral View					Viewed Endwise				
x=2H y=2H	16.5	17.8	16.8	18.0	18.2	16.5	17.8	16.8	18.0	18.2
x=2H y=3H	17.9	19.0	18.2	19.3	19.6	17.8	19.0	18.1	19.3	19.5
x=2H y=4H	18.4	19.5	18.7	19.8	20.1	18.3	19.5	18.7	19.7	20.0
x=2H y=6H	18.7	19.8	19.1	20.1	20.4	18.7	19.7	19.0	20.0	20.3
x=2H y=8H	18.8	19.8	19.2	20.1	20.5	18.8	19.8	19.1	20.1	20.4
x=2H y=12H	18.9	19.8	19.2	20.2	20.5	18.8	19.8	19.2	20.1	20.4
x=4H y=2H	17.1	18.2	17.4	18.5	18.8	17.1	18.2	17.4	18.5	18.8
x=4H y=3H	18.7	19.6	19.0	19.9	20.3	18.6	19.6	19.0	19.9	20.2
x=4H y=4H	19.3	20.1	19.7	20.5	20.8	19.2	20.1	19.7	20.4	20.8
x=4H y=6H	19.8	20.5	20.2	20.9	21.3	19.7	20.4	20.1	20.8	21.2
x=4H y=8H	19.9	20.6	20.3	21.0	21.4	19.8	20.5	20.3	20.9	21.3
x=4H y=12H	20.0	20.6	20.4	21.0	21.4	19.9	20.5	20.3	20.9	21.3
x=8H y=4H	19.6	20.2	20.0	20.6	21.0	19.5	20.2	19.9	20.6	21.0
x=8H y=6H	20.1	20.7	20.6	21.1	21.6	20.1	20.6	20.5	21.0	21.5
x=8H y=8H	20.3	20.8	20.8	21.3	21.7	20.3	20.7	20.7	21.2	21.7
x=8H y=12H	20.4	20.8	20.9	21.3	21.8	20.4	20.8	20.9	21.2	21.8
x=12H y=4H	19.6	20.2	20.0	20.6	21.0	19.5	20.1	20.0	20.5	21.0
x=12H y=6H	20.2	20.6	20.6	21.1	21.6	20.1	20.6	20.6	21.1	21.5
x=12H y=8H	20.4	20.8	20.9	21.3	21.8	20.3	20.7	20.8	21.2	21.7

Luminaire

Code 90594L115

Name ROFY 60 /T D/I D1150 LIGHT+ 840 LO

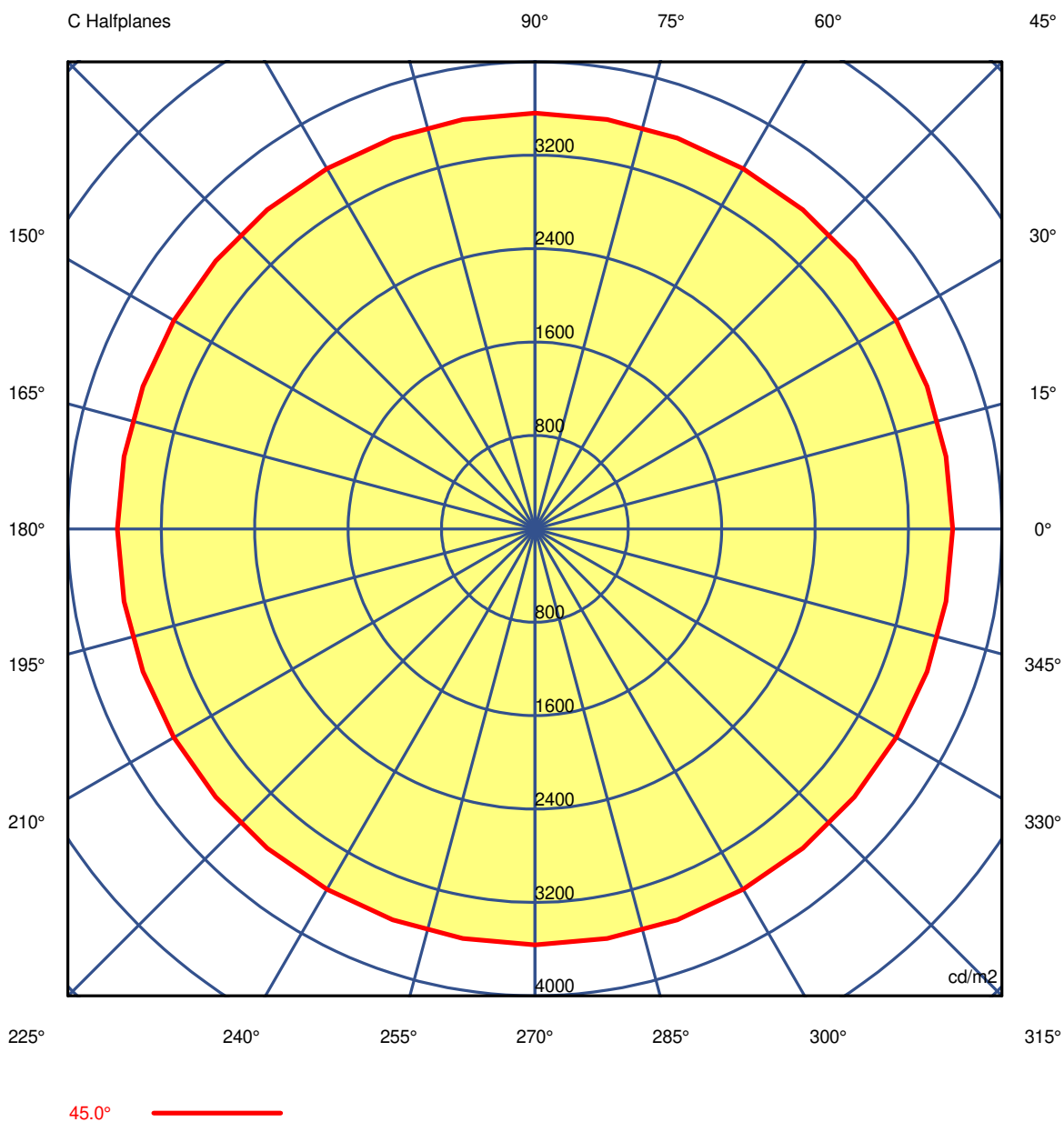
Measurem.

Code 4/8/2023

Name ROFY 60 /T D/I D1150 LIGHT+ 840 LO

Luminaire Flux	15217 lm	Luminaire Power	113.9 W	Efficacy	133.566 lm/W	Efficiency	70.79%
Source Flux	21496 lm	Maximum value	268.10 cd/klm	Position	C=0.00 G=0.00	CG Double Symmetrical	

Luminance



Luminaire

Code 90594L115

Name ROFY 60 /T D/I D1150 LIGHT+ 840 LO

Measurement

Code 4/8/2023

Name ROFY 60 /T D/I D1150 LIGHT+ 840 LO

Luminaire Flux	15217 lm		Luminaire Power		113.9 W		Efficacy		133.566 lm/W		Efficiency		70.79%	
Source Flux	21496 lm		Maximum value		268.10 cd/klm		Position		C=0.00 G=0.00		CG		Double Symmetrical	
Luminance cd/m2														
Table 1/3														
	C 0.00	C 10.00	C 20.00	C 30.00	C 40.00	C 50.00	C 60.00	C 70.00	C 80.00	C 90.00	C 100.00	C 110.00	C 120.00	
G 0.0	4696	4696	4696	4696	4696	4696	4696	4696	4696	4696	4696	4696	4696	
G 5.0	4635	4635	4635	4635	4635	4635	4635	4635	4635	4635	4635	4635	4635	
G 10.0	4558	4557	4556	4556	4556	4556	4556	4556	4556	4556	4556	4556	4556	
G 15.0	4465	4463	4463	4463	4463	4462	4461	4461	4462	4463	4462	4461	4461	
G 20.0	4355	4355	4355	4354	4354	4353	4352	4352	4352	4350	4352	4352	4352	
G 25.0	4229	4227	4227	4227	4224	4223	4223	4223	4223	4221	4223	4223	4223	
G 30.0	4090	4089	4088	4086	4085	4084	4083	4081	4081	4081	4081	4081	4083	
G 35.0	3933	3933	3932	3929	3928	3926	3923	3923	3923	3921	3923	3923	3923	
G 40.0	3761	3761	3760	3757	3757	3755	3751	3751	3750	3749	3750	3751	3751	
G 45.0	3578	3575	3573	3571	3571	3569	3562	3562	3562	3562	3562	3562	3562	
G 50.0	3369	3368	3366	3365	3362	3358	3355	3355	3355	3353	3355	3355	3355	
G 55.0	3150	3146	3145	3145	3139	3137	3137	3136	3134	3132	3134	3136	3137	
G 60.0	2917	2915	2912	2908	2904	2901	2900	2898	2896	2894	2896	2898	2900	
G 65.0	2662	2662	2660	2655	2651	2647	2643	2640	2639	2639	2639	2640	2643	
G 70.0	2376	2374	2370	2365	2359	2357	2357	2349	2345	2350	2345	2349	2357	
G 75.0	2033	2030	2027	2024	2023	2014	2001	2001	2000	1997	2000	2001	2001	
G 80.0	1573	1580	1574	1562	1562	1559	1550	1546	1543	1539	1543	1546	1550	
G 85.0	891	897	900	899	895	886	875	875	874	868	874	875	875	
G 90.0	184	184	184	184	184	184	184	184	184	184	184	184	184	

Luminaire

Code 90594L115

Name ROFY 60 /T D/I D1150 LIGHT+ 840 LO

Measurement

Code 4/8/2023

Name ROFY 60 /T D/I D1150 LIGHT+ 840 LO

Luminaire Flux	15217 lm		Luminaire Power		113.9 W		Efficacy		133.566 lm/W		Efficiency		70.79%	
Source Flux	21496 lm		Maximum value		268.10 cd/klm		Position		C=0.00 G=0.00		CG		Double Symmetrical	
Luminance cd/m2														
Table 2/3														
	C 130.00	C 140.00	C 150.00	C 160.00	C 170.00	C 180.00	C 190.00	C 200.00	C 210.00	C 220.00	C 230.00	C 240.00	C 250.00	
G 0.0	4696	4696	4696	4696	4696	4696	4696	4696	4696	4696	4696	4696	4696	
G 5.0	4635	4635	4635	4635	4635	4635	4635	4635	4635	4635	4635	4635	4635	
G 10.0	4556	4556	4556	4556	4557	4558	4557	4556	4556	4556	4556	4556	4556	
G 15.0	4462	4463	4463	4463	4463	4465	4463	4463	4463	4463	4462	4461	4461	
G 20.0	4353	4354	4354	4355	4355	4355	4355	4355	4354	4354	4353	4352	4352	
G 25.0	4223	4224	4227	4227	4227	4229	4227	4227	4227	4224	4223	4223	4223	
G 30.0	4084	4085	4086	4088	4089	4090	4089	4088	4086	4085	4084	4083	4081	
G 35.0	3926	3928	3929	3932	3933	3933	3933	3932	3929	3928	3926	3923	3923	
G 40.0	3755	3757	3757	3760	3761	3761	3761	3760	3757	3757	3755	3751	3751	
G 45.0	3569	3571	3571	3573	3575	3578	3575	3573	3571	3571	3569	3562	3562	
G 50.0	3358	3362	3365	3366	3368	3369	3368	3366	3365	3362	3358	3355	3355	
G 55.0	3137	3139	3145	3145	3146	3150	3146	3145	3145	3139	3137	3137	3136	
G 60.0	2901	2904	2908	2912	2915	2917	2915	2912	2908	2904	2901	2900	2898	
G 65.0	2647	2651	2655	2660	2662	2662	2662	2660	2655	2651	2647	2643	2640	
G 70.0	2357	2359	2365	2370	2374	2376	2374	2370	2365	2359	2357	2357	2349	
G 75.0	2014	2023	2024	2027	2030	2033	2030	2027	2024	2023	2014	2001	2001	
G 80.0	1559	1562	1562	1574	1580	1573	1580	1574	1562	1562	1559	1550	1546	
G 85.0	886	895	899	900	897	891	897	900	899	895	886	875	875	
G 90.0	184	184	184	184	184	184	184	184	184	184	184	184	184	

Luminaire

Code 90594L115

Name ROFY 60 /T D/I D1150 LIGHT+ 840 LO

Measurem.

Code 4/8/2023

Name ROFY 60 /T D/I D1150 LIGHT+ 840 LO

Luminaire Flux	15217 lm	Luminaire Power	113.9 W	Efficacy	133.566 lm/W	Efficiency	70.79%
Source Flux	21496 lm	Maximum value	268.10 cd/klm	Position	C=0.00 G=0.00	CG	Double Symmetrical

Luminance cd/m2 Table 3/3

	C 260.00	C 270.00	C 280.00	C 290.00	C 300.00	C 310.00	C 320.00	C 330.00	C 340.00	C 350.00
G 0.0	4696	4696	4696	4696	4696	4696	4696	4696	4696	4696
G 5.0	4635	4635	4635	4635	4635	4635	4635	4635	4635	4635
G 10.0	4556	4556	4556	4556	4556	4556	4556	4556	4556	4557
G 15.0	4462	4463	4462	4461	4461	4462	4463	4463	4463	4463
G 20.0	4352	4350	4352	4352	4352	4353	4354	4354	4355	4355
G 25.0	4223	4221	4223	4223	4223	4223	4224	4227	4227	4227
G 30.0	4081	4081	4081	4081	4083	4084	4085	4086	4088	4089
G 35.0	3923	3921	3923	3923	3923	3926	3928	3929	3932	3933
G 40.0	3750	3749	3750	3751	3751	3755	3757	3757	3760	3761
G 45.0	3562	3562	3562	3562	3562	3569	3571	3571	3573	3575
G 50.0	3355	3353	3355	3355	3355	3358	3362	3365	3366	3368
G 55.0	3134	3132	3134	3136	3137	3137	3139	3145	3145	3146
G 60.0	2896	2894	2896	2898	2900	2901	2904	2908	2912	2915
G 65.0	2639	2639	2639	2640	2643	2647	2651	2655	2660	2662
G 70.0	2345	2350	2345	2349	2357	2357	2359	2365	2370	2374
G 75.0	2000	1997	2000	2001	2001	2014	2023	2024	2027	2030
G 80.0	1543	1539	1543	1546	1550	1559	1562	1562	1574	1580
G 85.0	874	868	874	875	875	886	895	899	900	897
G 90.0	184	184	184	184	184	184	184	184	184	184