

Luminaire

Code 90594L900

Name ROFY 60 /T D/I D0900 LIGHT+ K3 830 LO

Measurem.

Code 4/8/2023

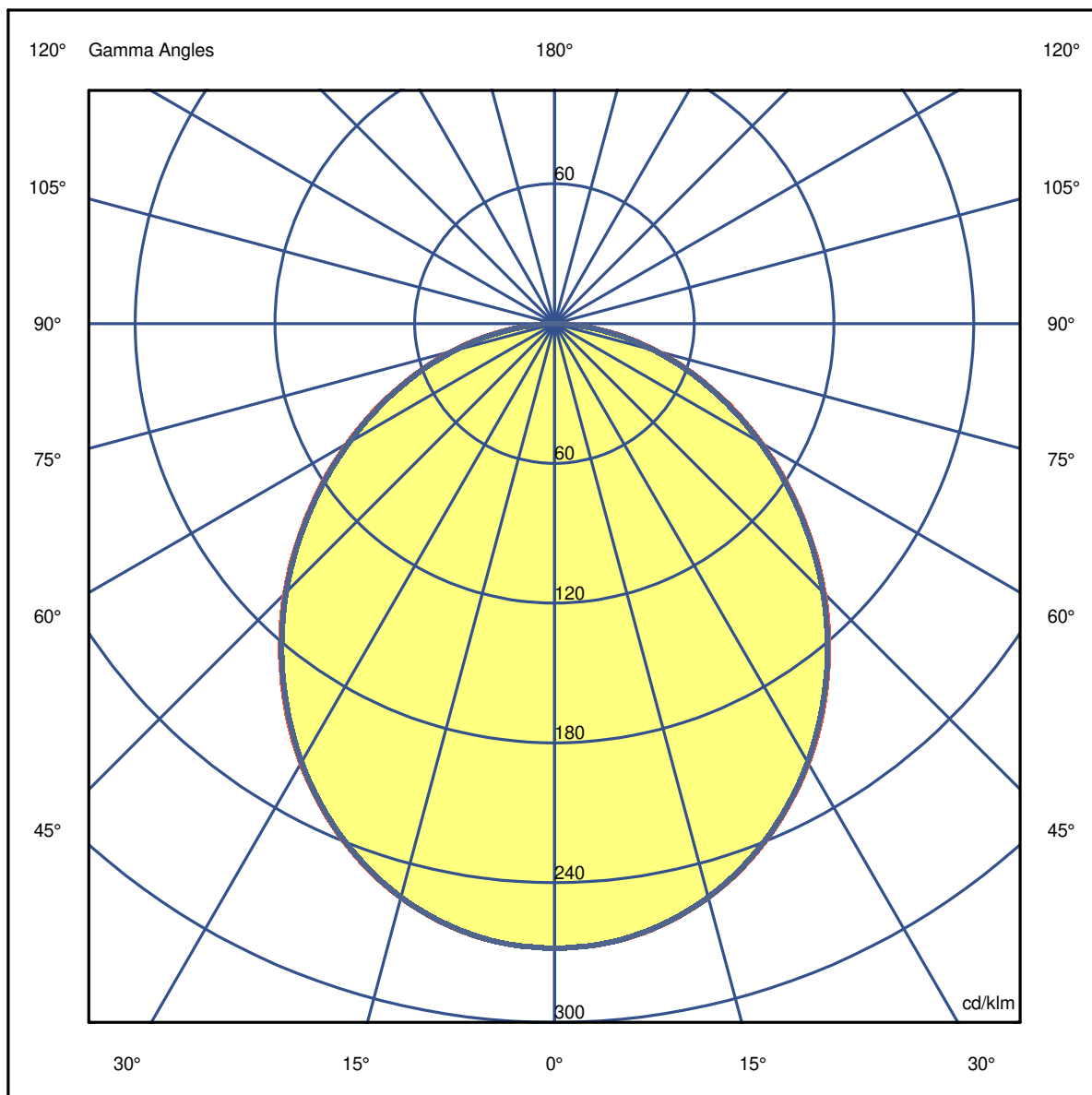
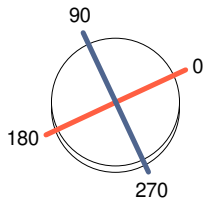
Name ROFY 60 /T D/I D0900 LIGHT+ K3 830 LO

Luminaire Flux	8809 lm	Luminaire Power	67.7 W	Efficacy	130.044 lm/W	Efficiency	70.79%
Source Flux	12444 lm	Maximum value	268.10 cd/klm	Position	C=0.00 G=0.00	CG	Double Symmetrical

Diam=1018mm

C Halfplanes

180.0 ——— 0.0
270.0 ——— 90.0



Luminaire

Code 90594L900
Name ROFY 60 /T D/I D0900 LIGHT+ K3 830 LO

Measurem.

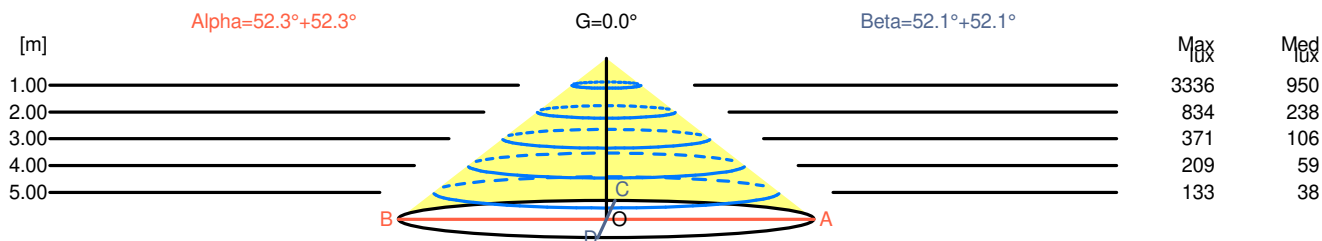
Code 4/8/2023
Name ROFY 60 /T D/I D0900 LIGHT+ K3 830 LO

Luminaire Flux	8809 lm	Luminaire Power	67.7 W	Efficacy	130.044 lm/W	Efficiency	70.79%
Source Flux	12444 lm	Maximum value	268.10 cd/klm	Position	C=0.00 G=0.00	CG	Double Symmetrical

Width at 50.00 % of Max Intensity

H[m]	1.00	2.00	3.00	4.00	5.00	H[m]	1.00	2.00	3.00	4.00	5.00
OA	1.29	2.58	3.87	5.17	6.46	OC	1.28	2.57	3.85	5.14	6.42
OB	1.29	2.58	3.87	5.17	6.46	OD	1.28	2.57	3.85	5.14	6.42

	0	5	15	25	35	45	55	65	75	85
OA	3336.24	3318.81	3173.22	2891.99	2502.49	2037.08	1528.12	1027.87	559.98	139.37
OB	3336.24	3318.81	3173.22	2891.99	2502.49	2037.08	1528.12	1027.87	559.98	139.37
OC	3336.24	3318.81	3171.98	2887.01	2495.02	2028.37	1519.41	1019.16	550.02	135.64
OD	3336.24	3318.81	3171.98	2887.01	2495.02	2028.37	1519.41	1019.16	550.02	135.64



H[m]	D[m]	Max lux	Med lux	Alpha=52.3°+52.3°	G=0.0
1.00	2.58	3336	950		
2.00	5.17	834	238		
3.00	7.75	371	106		
4.00	10.33	209	59		
5.00	12.92	133	38		

H[m]	D[m]	Max lux	Med lux	Beta=52.1°+52.1°	G=0.0
1.00	2.57	3336	950		
2.00	5.14	834	238		
3.00	7.70	371	106		
4.00	10.27	209	59		
5.00	12.84	133	38		

Luminaire

Code 90594L900

Name ROFY 60 /T D/I D0900 LIGHT+ K3 830 LO

Measurem.

Code 4/8/2023

Name ROFY 60 /T D/I D0900 LIGHT+ K3 830 LO

Luminaire Flux	8809 lm	Luminaire Power	67.7 W	Efficacy	130.044 lm/W	Efficiency	70.79%
Source Flux	12444 lm	Maximum value	268.10 cd/klm	Position	C=0.00 G=0.00	CG	Double Symmetrical

UGR
S = 0.250

Reflectancies										
Ceiling/Cavity	0.7	0.7	0.5	0.5	0.3	0.7	0.7	0.5	0.5	0.3
Walls	0.5	0.3	0.5	0.3	0.3	0.5	0.3	0.5	0.3	0.3
Working Plane	0.2	0.2	0.2	0.2	0.2	0.2	0.2	0.2	0.2	0.2
Room Dimensions										
Room Dimensions	Lateral View					Viewed Endwise				
x=2H y=2H	16.0	17.3	16.3	17.5	17.8	16.0	17.3	16.3	17.5	17.7
x=2H y=3H	17.3	18.5	17.7	18.8	19.1	17.3	18.5	17.6	18.8	19.0
x=2H y=4H	17.8	19.0	18.2	19.3	19.5	17.8	18.9	18.2	19.2	19.5
x=2H y=6H	18.2	19.2	18.6	19.5	19.8	18.1	19.2	18.5	19.5	19.8
x=2H y=8H	18.3	19.3	18.6	19.6	19.9	18.2	19.2	18.6	19.5	19.8
x=2H y=12H	18.3	19.3	18.7	19.6	19.9	18.2	19.2	18.6	19.5	19.9
x=4H y=2H	16.6	17.7	17.0	18.0	18.3	16.6	17.7	16.9	18.0	18.3
x=4H y=3H	18.1	19.1	18.5	19.4	19.8	18.1	19.0	18.5	19.4	19.7
x=4H y=4H	18.8	19.6	19.2	19.9	20.3	18.7	19.6	19.1	19.9	20.3
x=4H y=6H	19.2	19.9	19.6	20.3	20.7	19.1	19.9	19.6	20.2	20.7
x=4H y=8H	19.3	20.0	19.8	20.4	20.8	19.3	19.9	19.7	20.3	20.8
x=4H y=12H	19.4	20.0	19.8	20.4	20.8	19.3	19.9	19.8	20.3	20.8
x=8H y=4H	19.0	19.7	19.4	20.1	20.5	19.0	19.6	19.4	20.0	20.4
x=8H y=6H	19.6	20.1	20.0	20.5	21.0	19.5	20.0	20.0	20.5	20.9
x=8H y=8H	19.7	20.2	20.2	20.7	21.1	19.7	20.2	20.2	20.6	21.1
x=8H y=12H	19.8	20.2	20.3	20.7	21.2	19.8	20.2	20.3	20.6	21.2
x=12H y=4H	19.0	19.6	19.4	20.0	20.5	19.0	19.6	19.4	20.0	20.4
x=12H y=6H	19.6	20.1	20.1	20.5	21.0	19.5	20.0	20.0	20.5	20.9
x=12H y=8H	19.8	20.2	20.3	20.7	21.2	19.7	20.1	20.2	20.6	21.1

Luminaire

Code 90594L900

Name ROFY 60 /T D/I D0900 LIGHT+ K3 830 LO

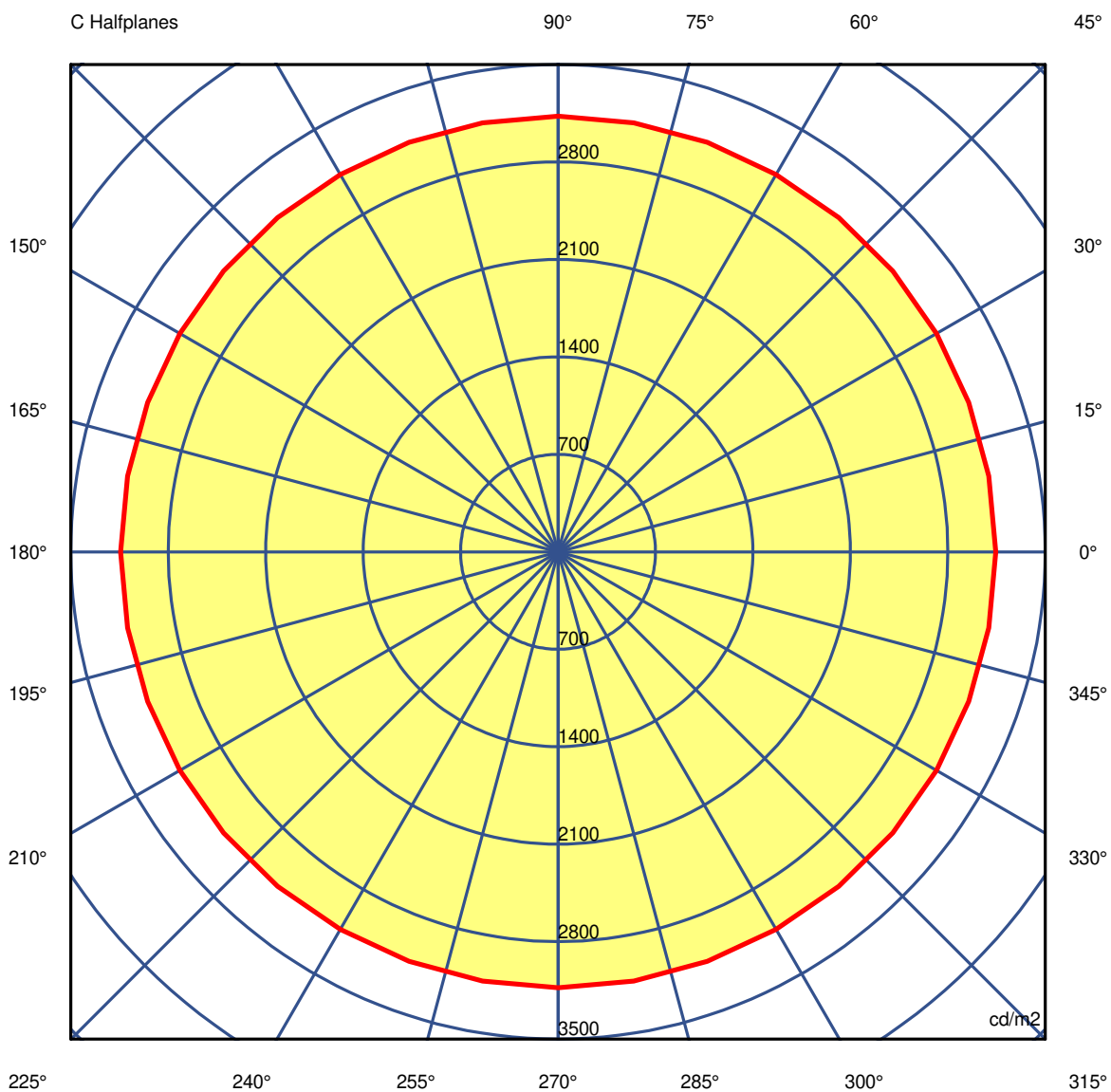
Measurem.

Code 4/8/2023

Name ROFY 60 /T D/I D0900 LIGHT+ K3 830 LO

Luminaire Flux	8809 lm	Luminaire Power	67.7 W	Efficacy	130.044 lm/W	Efficiency	70.79%
Source Flux	12444 lm	Maximum value	268.10 cd/klm	Position	C=0.00 G=0.00	CG Double Symmetrical	

Luminance



45.0°

Luminaire

Code 90594L900

Name ROFY 60 /T D/I D0900 LIGHT+ K3 830 LO

Measurement

Code 4/8/2023

Name ROFY 60 /T D/I D0900 LIGHT+ K3 830 LO

Luminaire Flux	8809 lm	Luminaire Power		67.7 W		Efficacy		130.044 lm/W		Efficiency		70.79%	
Source Flux	12444 lm	Maximum value		268.10 cd/klm		Position		C=0.00 G=0.00		CG		Double Symmetrical	
Luminance cd/m2 Table 1/3													
	C 0.00	C 10.00	C 20.00	C 30.00	C 40.00	C 50.00	C 60.00	C 70.00	C 80.00	C 90.00	C 100.00	C 110.00	C 120.00
G 0.0	4248	4248	4248	4248	4248	4248	4248	4248	4248	4248	4248	4248	4248
G 5.0	4181	4181	4181	4181	4181	4181	4181	4181	4181	4181	4181	4181	4181
G 10.0	4099	4098	4098	4098	4098	4098	4098	4098	4098	4098	4098	4098	4098
G 15.0	4004	4003	4002	4002	4002	4002	4001	4000	4001	4002	4001	4000	4001
G 20.0	3895	3895	3894	3893	3893	3892	3891	3891	3891	3890	3891	3891	3891
G 25.0	3770	3768	3768	3768	3766	3765	3765	3765	3764	3763	3764	3765	3765
G 30.0	3635	3634	3632	3631	3630	3629	3628	3627	3626	3626	3626	3627	3628
G 35.0	3483	3483	3482	3479	3478	3477	3474	3474	3474	3473	3474	3474	3474
G 40.0	3318	3318	3317	3315	3315	3313	3309	3309	3309	3308	3309	3309	3309
G 45.0	3144	3141	3139	3138	3138	3136	3130	3130	3130	3130	3130	3130	3130
G 50.0	2947	2945	2944	2942	2940	2937	2934	2934	2934	2932	2934	2934	2934
G 55.0	2740	2736	2735	2735	2730	2728	2728	2727	2725	2724	2725	2727	2728
G 60.0	2520	2519	2516	2513	2509	2507	2505	2504	2502	2500	2502	2504	2505
G 65.0	2281	2281	2279	2275	2272	2268	2264	2262	2262	2262	2262	2262	2264
G 70.0	2014	2012	2009	2005	1999	1998	1998	1991	1988	1992	1988	1991	1998
G 75.0	1698	1695	1693	1690	1689	1682	1671	1671	1670	1668	1670	1671	1671
G 80.0	1285	1290	1285	1275	1275	1273	1266	1262	1260	1257	1260	1262	1266
G 85.0	701	705	707	707	704	696	688	688	687	682	687	688	688
G 90.0	133	133	133	133	133	133	133	133	133	133	133	133	133

Luminaire

Code 90594L900

Name ROFY 60 /T D/I D0900 LIGHT+ K3 830 LO

Measurement

Code 4/8/2023

Name ROFY 60 /T D/I D0900 LIGHT+ K3 830 LO

Luminaire Flux	8809 lm		Luminaire Power		67.7 W		Efficacy		130.044 lm/W		Efficiency		70.79%	
Source Flux	12444 lm		Maximum value		268.10 cd/klm		Position		C=0.00 G=0.00		CG		Double Symmetrical	
Luminance cd/m2														
Table 2/3														
	C 130.00	C 140.00	C 150.00	C 160.00	C 170.00	C 180.00	C 190.00	C 200.00	C 210.00	C 220.00	C 230.00	C 240.00	C 250.00	
G 0.0	4248	4248	4248	4248	4248	4248	4248	4248	4248	4248	4248	4248	4248	4248
G 5.0	4181	4181	4181	4181	4181	4181	4181	4181	4181	4181	4181	4181	4181	4181
G 10.0	4098	4098	4098	4098	4098	4099	4098	4098	4098	4098	4098	4098	4098	4098
G 15.0	4002	4002	4002	4002	4003	4004	4003	4002	4002	4002	4002	4001	4000	4000
G 20.0	3892	3893	3893	3894	3895	3895	3895	3894	3893	3893	3892	3891	3891	3891
G 25.0	3765	3766	3768	3768	3768	3770	3768	3768	3768	3766	3765	3765	3765	3765
G 30.0	3629	3630	3631	3632	3634	3635	3634	3632	3631	3630	3629	3628	3627	3627
G 35.0	3477	3478	3479	3482	3483	3483	3483	3482	3479	3478	3477	3474	3474	3474
G 40.0	3313	3315	3315	3317	3318	3318	3318	3317	3315	3315	3313	3309	3309	3309
G 45.0	3136	3138	3138	3139	3141	3144	3141	3139	3138	3138	3136	3130	3130	3130
G 50.0	2937	2940	2942	2944	2945	2947	2945	2944	2942	2940	2937	2934	2934	2934
G 55.0	2728	2730	2735	2735	2736	2740	2736	2735	2735	2730	2728	2728	2727	2727
G 60.0	2507	2509	2513	2516	2519	2520	2519	2516	2513	2509	2507	2505	2504	2504
G 65.0	2268	2272	2275	2279	2281	2281	2281	2279	2275	2272	2268	2264	2262	2262
G 70.0	1998	1999	2005	2009	2012	2014	2012	2009	2005	1999	1998	1998	1991	1991
G 75.0	1682	1689	1690	1693	1695	1698	1695	1693	1690	1689	1682	1671	1671	1671
G 80.0	1273	1275	1275	1285	1290	1285	1290	1285	1275	1275	1273	1266	1262	1262
G 85.0	696	704	707	707	705	701	705	707	707	704	696	688	688	688
G 90.0	133	133	133	133	133	133	133	133	133	133	133	133	133	133

Luminaire

Code 90594L900

Name ROFY 60 /T D/I D0900 LIGHT+ K3 830 LO

Measurem.

Code 4/8/2023

Name ROFY 60 /T D/I D0900 LIGHT+ K3 830 LO

Luminaire Flux	8809 lm	Luminaire Power	67.7 W	Efficacy	130.044 lm/W	Efficiency	70.79%
Source Flux	12444 lm	Maximum value	268.10 cd/klm	Position	C=0.00 G=0.00	CG	Double Symmetrical

Luminance cd/m2 Table 3/3

	C 260.00	C 270.00	C 280.00	C 290.00	C 300.00	C 310.00	C 320.00	C 330.00	C 340.00	C 350.00
G 0.0	4248	4248	4248	4248	4248	4248	4248	4248	4248	4248
G 5.0	4181	4181	4181	4181	4181	4181	4181	4181	4181	4181
G 10.0	4098	4098	4098	4098	4098	4098	4098	4098	4098	4098
G 15.0	4001	4002	4001	4000	4001	4002	4002	4002	4002	4003
G 20.0	3891	3890	3891	3891	3891	3892	3893	3893	3894	3895
G 25.0	3764	3763	3764	3765	3765	3765	3766	3768	3768	3768
G 30.0	3626	3626	3626	3627	3628	3629	3630	3631	3632	3634
G 35.0	3474	3473	3474	3474	3474	3477	3478	3479	3482	3483
G 40.0	3309	3308	3309	3309	3309	3313	3315	3315	3317	3318
G 45.0	3130	3130	3130	3130	3130	3136	3138	3138	3139	3141
G 50.0	2934	2932	2934	2934	2934	2937	2940	2942	2944	2945
G 55.0	2725	2724	2725	2727	2728	2728	2730	2735	2735	2736
G 60.0	2502	2500	2502	2504	2505	2507	2509	2513	2516	2519
G 65.0	2262	2262	2262	2262	2264	2268	2272	2275	2279	2281
G 70.0	1988	1992	1988	1991	1998	1998	1999	2005	2009	2012
G 75.0	1670	1668	1670	1671	1671	1682	1689	1690	1693	1695
G 80.0	1260	1257	1260	1262	1266	1273	1275	1275	1285	1290
G 85.0	687	682	687	688	688	696	704	707	707	705
G 90.0	133	133	133	133	133	133	133	133	133	133