

Luminaire

Code 90619L600

Name ROFY 85 D0600 LIGHT+ K3 830 HO

Measurem.

Code 4/8/2023

Name ROFY 85 D0600 LIGHT+ K3 830 HO

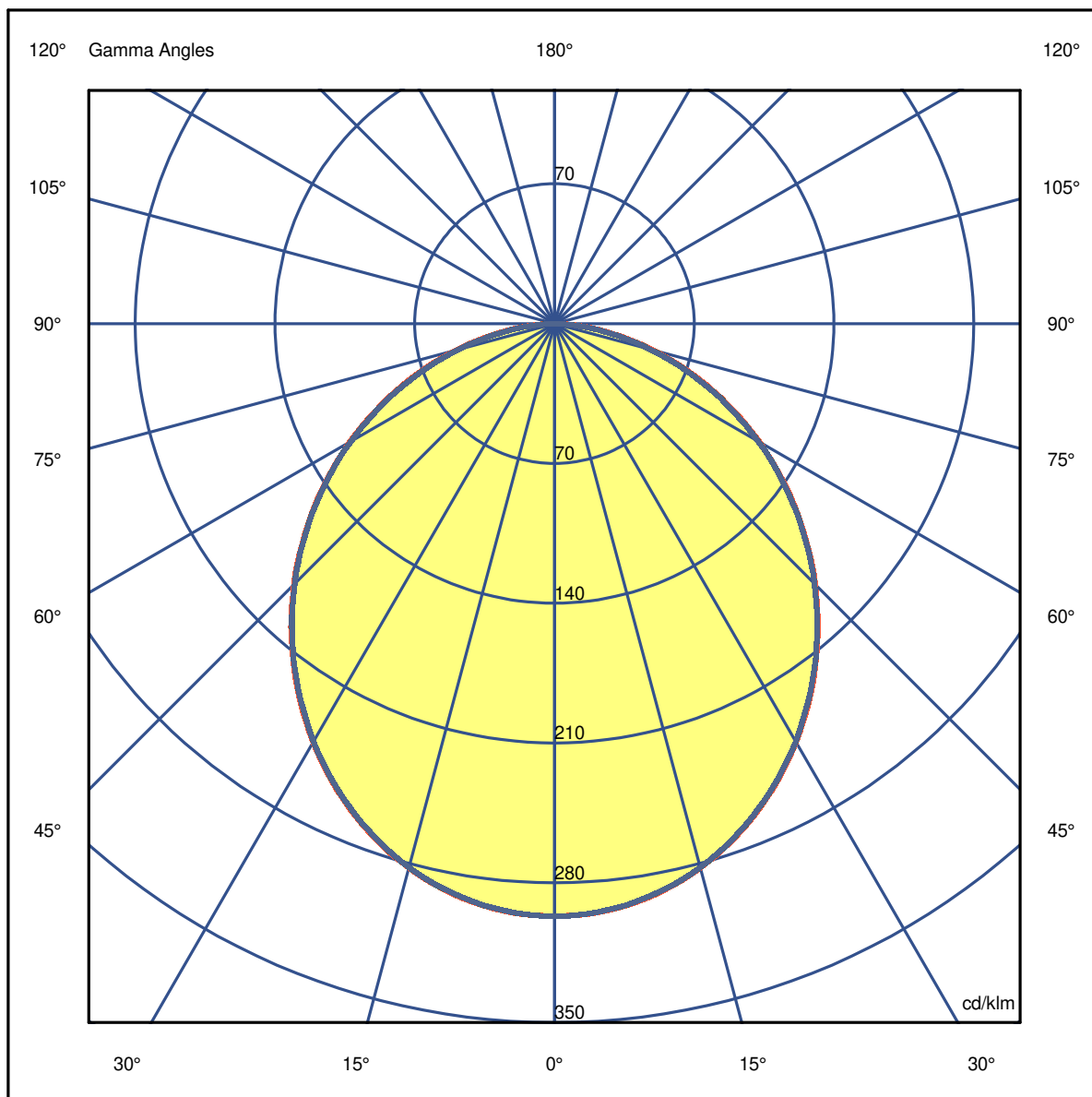
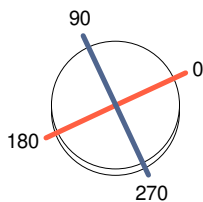
Luminaire Flux	6280 lm	Luminaire Power	43.5 W	Efficacy	144.428 lm/W	Efficiency	79.57%
Source Flux	7892 lm	Maximum value	296.80 cd/klm	Position	C=0.00 G=0.00	CG	Double Symmetrical

Diam=600mm

C Halfplanes

180.0 ————— 0.0

270.0 ————— 90.0



Luminaire

Code 90619L600
Name ROFY 85 D0600 LIGHT+ K3 830 HO

Measurem.

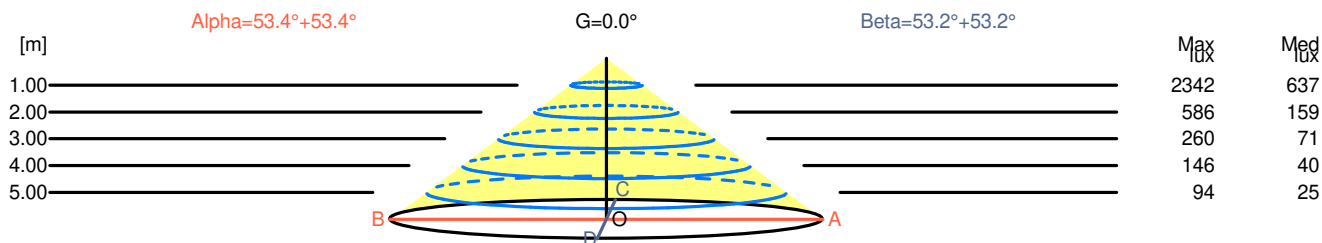
Code 4/8/2023
Name ROFY 85 D0600 LIGHT+ K3 830 HO

Luminaire Flux	6280 lm	Luminaire Power	43.5 W	Efficacy	144.428 lm/W	Efficiency	79.57%
Source Flux	7892 lm	Maximum value	296.80 cd/klm	Position	C=0.00 G=0.00	CG	Double Symmetrical

Width at 50.00 % of Max Intensity

H[m]	1.00	2.00	3.00	4.00	5.00	H[m]	1.00	2.00	3.00	4.00	5.00
OA	1.34	2.69	4.03	5.38	6.72	OC	1.34	2.67	4.01	5.35	6.68
OB	1.34	2.69	4.03	5.38	6.72	OD	1.34	2.67	4.01	5.35	6.68

	0	5	15	25	35	45	55	65	75	85
OA	2342.35	2328.93	2225.54	2033.77	1769.39	1457.65	1112.77	753.69	400.91	98.65
OB	2342.35	2328.93	2225.54	2033.77	1769.39	1457.65	1112.77	753.69	400.91	98.65
OC	2342.35	2326.56	2223.97	2029.03	1766.23	1452.92	1108.04	747.37	390.65	90.76
OD	2342.35	2326.56	2223.97	2029.03	1766.23	1452.92	1108.04	747.37	390.65	90.76



H[m]	D[m]	Max lux	Med lux	Alpha=53.4°+53.4°	G=0.0	
1.00	2.69	2342	637			
2.00	5.38	586	159			
3.00	8.07	260	71			
4.00	10.76	146	40			
5.00	13.44	94	25			

H[m]	D[m]	Max lux	Med lux	Beta=53.2°+53.2°	G=0.0	
1.00	2.67	2342	637			
2.00	5.35	586	159			
3.00	8.02	260	71			
4.00	10.69	146	40			
5.00	13.36	94	25			

Luminaire

Code 90619L600

Name ROFY 85 D0600 LIGHT+ K3 830 HO

Measurem.

Code 4/8/2023

Name ROFY 85 D0600 LIGHT+ K3 830 HO

Luminaire Flux	6280 lm	Luminaire Power	43.5 W	Efficacy	144.428 lm/W	Efficiency	79.57%
Source Flux	7892 lm	Maximum value	296.80 cd/klm	Position	C=0.00 G=0.00	CG	Double Symmetrical

UGR
S = 0.250

Reflectancies										
Ceiling/Cavity	0.7	0.7	0.5	0.5	0.3	0.7	0.7	0.5	0.5	0.3
Walls	0.5	0.3	0.5	0.3	0.3	0.5	0.3	0.5	0.3	0.3
Working Plane	0.2	0.2	0.2	0.2	0.2	0.2	0.2	0.2	0.2	0.2
Room Dimensions	Lateral View					Viewed Endwise				
x=2H y=2H	18.7	20.0	19.0	20.2	20.5	18.7	20.0	19.0	20.2	20.4
x=2H y=3H	20.0	21.2	20.3	21.5	21.7	20.0	21.2	20.3	21.4	21.7
x=2H y=4H	20.5	21.6	20.8	21.9	22.2	20.4	21.6	20.8	21.8	22.1
x=2H y=6H	20.8	21.8	21.2	22.1	22.4	20.7	21.7	21.1	22.1	22.4
x=2H y=8H	20.9	21.9	21.2	22.2	22.5	20.8	21.8	21.2	22.1	22.4
x=2H y=12H	20.9	21.9	21.3	22.2	22.5	20.8	21.8	21.2	22.1	22.4
x=4H y=2H	19.3	20.4	19.6	20.7	21.0	19.3	20.4	19.6	20.7	20.9
x=4H y=3H	20.8	21.7	21.2	22.1	22.4	20.8	21.7	21.1	22.0	22.4
x=4H y=4H	21.4	22.2	21.8	22.6	23.0	21.3	22.2	21.7	22.5	22.9
x=4H y=6H	21.8	22.5	22.2	22.9	23.3	21.7	22.5	22.1	22.8	23.2
x=4H y=8H	21.9	22.6	22.4	23.0	23.4	21.8	22.5	22.3	22.9	23.3
x=4H y=12H	22.0	22.6	22.4	23.0	23.4	21.9	22.5	22.3	22.9	23.3
x=8H y=4H	21.6	22.3	22.0	22.7	23.1	21.6	22.2	22.0	22.6	23.1
x=8H y=6H	22.1	22.7	22.6	23.1	23.6	22.0	22.6	22.5	23.0	23.5
x=8H y=8H	22.3	22.8	22.8	23.2	23.7	22.2	22.7	22.7	23.1	23.6
x=8H y=12H	22.4	22.8	22.9	23.3	23.8	22.3	22.7	22.8	23.2	23.7
x=12H y=4H	21.6	22.2	22.1	22.6	23.1	21.6	22.2	22.0	22.6	23.0
x=12H y=6H	22.2	22.6	22.6	23.1	23.6	22.1	22.6	22.6	23.0	23.5
x=12H y=8H	22.4	22.8	22.8	23.2	23.7	22.3	22.7	22.8	23.1	23.6

Luminaire

Code 90619L600

Name ROFY 85 D0600 LIGHT+ K3 830 HO

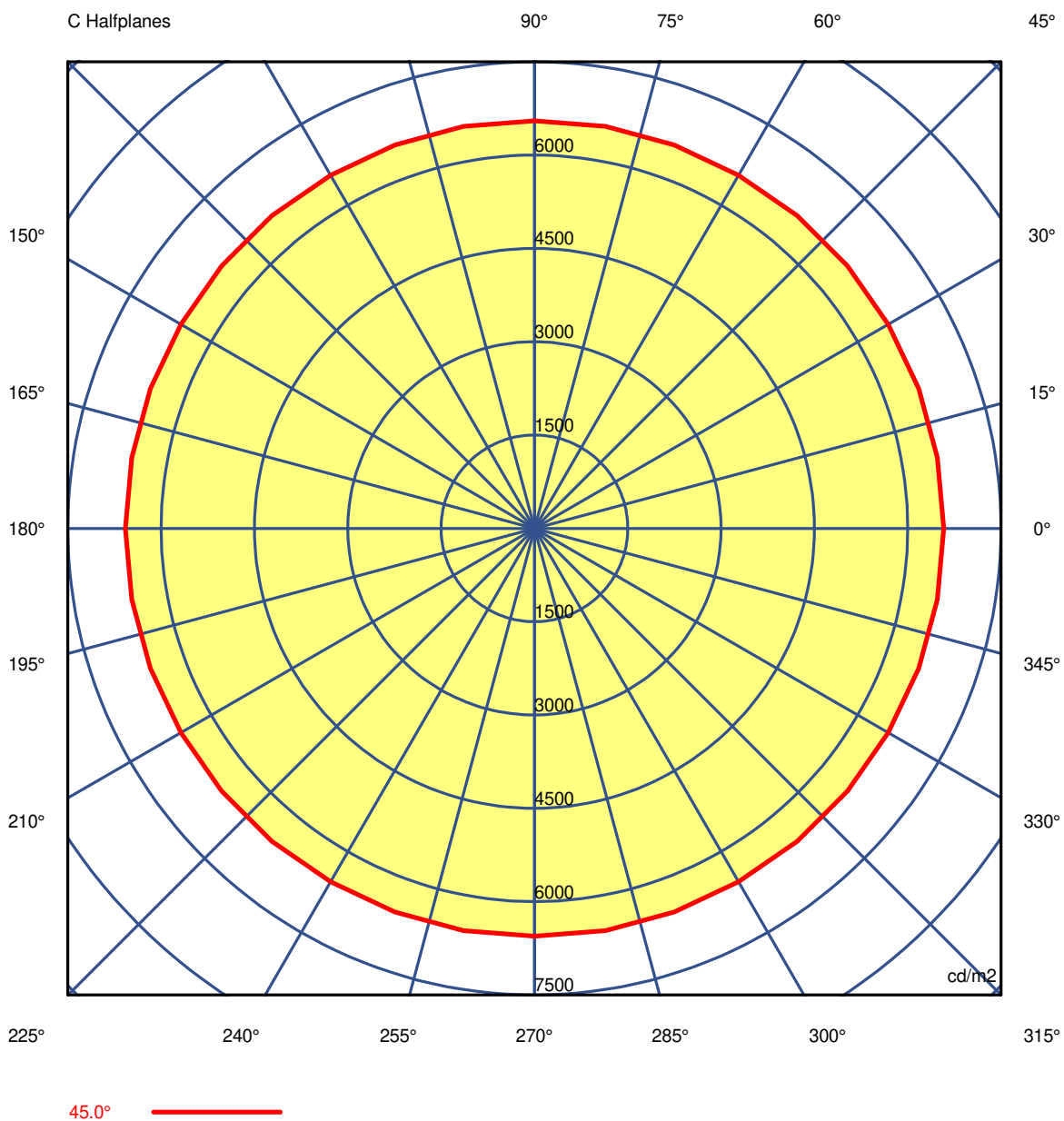
Measurem.

Code 4/8/2023

Name ROFY 85 D0600 LIGHT+ K3 830 HO

Luminaire Flux	6280 lm	Luminaire Power	43.5 W	Efficacy	144.428 lm/W	Efficiency	79.57%
Source Flux	7892 lm	Maximum value	296.80 cd/klm	Position	C=0.00 G=0.00	CG Double Symmetrical	

Luminance



Luminaire

Code 90619L600

Name ROFY 85 D0600 LIGHT+ K3 830 HO

Measurem.

Code 4/8/2023

Name ROFY 85 D0600 LIGHT+ K3 830 HO

Luminaire Flux	6280 lm		Luminaire Power		43.5 W		Efficacy		144.428 lm/W		Efficiency		79.57%	
Source Flux	7892 lm		Maximum value		296.80 cd/klm		Position		C=0.00 G=0.00		CG		Double Symmetrical	
Luminance cd/m2 Table 1/3														
	C 0.00	C 10.00	C 20.00	C 30.00	C 40.00	C 50.00	C 60.00	C 70.00	C 80.00	C 90.00	C 100.00	C 110.00	C 120.00	
G 0.0	8866	8866	8866	8866	8866	8866	8866	8866	8866	8866	8866	8866	8866	
G 5.0	8706	8706	8706	8706	8709	8708	8706	8709	8707	8697	8707	8709	8706	
G 10.0	8522	8525	8523	8519	8520	8523	8525	8524	8519	8510	8519	8524	8525	
G 15.0	8305	8310	8312	8311	8309	8309	8311	8310	8306	8299	8306	8310	8311	
G 20.0	8073	8076	8074	8070	8070	8070	8070	8070	8067	8058	8067	8070	8070	
G 25.0	7814	7811	7810	7810	7810	7810	7807	7806	7802	7795	7802	7806	7807	
G 30.0	7532	7532	7531	7529	7532	7530	7526	7528	7528	7523	7528	7528	7526	
G 35.0	7231	7231	7230	7228	7228	7227	7224	7224	7223	7218	7223	7224	7224	
G 40.0	6911	6911	6909	6905	6907	6907	6905	6905	6902	6895	6902	6905	6905	
G 45.0	6575	6574	6569	6565	6568	6565	6558	6562	6563	6554	6563	6562	6558	
G 50.0	6204	6201	6202	6204	6200	6195	6193	6191	6187	6181	6187	6191	6193	
G 55.0	5798	5798	5796	5790	5786	5787	5790	5785	5778	5773	5778	5785	5790	
G 60.0	5355	5348	5344	5341	5335	5330	5328	5322	5316	5314	5316	5322	5328	
G 65.0	4821	4817	4814	4811	4808	4802	4796	4792	4788	4780	4788	4792	4796	
G 70.0	4215	4202	4196	4192	4177	4163	4157	4154	4148	4140	4148	4154	4157	
G 75.0	3456	3452	3447	3436	3413	3393	3381	3376	3372	3368	3372	3376	3381	
G 80.0	2541	2537	2525	2507	2492	2468	2440	2433	2428	2415	2428	2433	2440	
G 85.0	1367	1379	1371	1346	1324	1301	1280	1271	1266	1258	1266	1271	1280	
G 90.0	192	180	176	176	176	176	176	176	176	176	176	176	176	

Luminaire

Code 90619L600

Name ROFY 85 D0600 LIGHT+ K3 830 HO

Measurement

Code 4/8/2023

Name ROFY 85 D0600 LIGHT+ K3 830 HO

Luminaire Flux	6280 lm	Luminaire Power		43.5 W		Efficacy		144.428 lm/W		Efficiency		79.57%	
Source Flux	7892 lm	Maximum value		296.80 cd/klm		Position		C=0.00 G=0.00		CG		Double Symmetrical	
Luminance cd/m2 Table 2/3													
	C 130.00	C 140.00	C 150.00	C 160.00	C 170.00	C 180.00	C 190.00	C 200.00	C 210.00	C 220.00	C 230.00	C 240.00	C 250.00
G 0.0	8866	8866	8866	8866	8866	8866	8866	8866	8866	8866	8866	8866	8866
G 5.0	8708	8709	8706	8706	8706	8706	8706	8706	8706	8709	8708	8706	8709
G 10.0	8523	8520	8519	8523	8525	8522	8525	8523	8519	8520	8523	8525	8524
G 15.0	8309	8309	8311	8312	8310	8305	8310	8312	8311	8309	8309	8311	8310
G 20.0	8070	8070	8070	8074	8076	8073	8076	8074	8070	8070	8070	8070	8070
G 25.0	7810	7810	7810	7810	7811	7814	7811	7810	7810	7810	7810	7807	7806
G 30.0	7530	7532	7529	7531	7532	7532	7532	7531	7529	7532	7530	7526	7528
G 35.0	7227	7228	7228	7230	7231	7231	7231	7230	7228	7228	7227	7224	7224
G 40.0	6907	6907	6905	6909	6911	6911	6911	6909	6905	6907	6907	6905	6905
G 45.0	6565	6568	6565	6569	6574	6575	6574	6569	6565	6568	6565	6558	6562
G 50.0	6195	6200	6204	6202	6201	6204	6201	6202	6204	6200	6195	6193	6191
G 55.0	5787	5786	5790	5796	5798	5798	5798	5796	5790	5786	5787	5790	5785
G 60.0	5330	5335	5341	5344	5348	5355	5348	5344	5341	5335	5330	5328	5322
G 65.0	4802	4808	4811	4814	4817	4821	4817	4814	4811	4808	4802	4796	4792
G 70.0	4163	4177	4192	4196	4202	4215	4202	4196	4192	4177	4163	4157	4154
G 75.0	3393	3413	3436	3447	3452	3456	3452	3447	3436	3413	3393	3381	3376
G 80.0	2468	2492	2507	2525	2537	2541	2537	2525	2507	2492	2468	2440	2433
G 85.0	1301	1324	1346	1371	1379	1367	1379	1371	1346	1324	1301	1280	1271
G 90.0	176	176	176	176	180	192	180	176	176	176	176	176	176

Luminaire

Code 90619L600

Name ROFY 85 D0600 LIGHT+ K3 830 HO

Measurem.

Code 4/8/2023

Name ROFY 85 D0600 LIGHT+ K3 830 HO

Luminaire Flux	6280 lm	Luminaire Power	43.5 W	Efficacy	144.428 lm/W	Efficiency	79.57%
Source Flux	7892 lm	Maximum value	296.80 cd/klm	Position	C=0.00 G=0.00	CG	Double Symmetrical

Luminance cd/m2 Table 3/3

	C 260.00	C 270.00	C 280.00	C 290.00	C 300.00	C 310.00	C 320.00	C 330.00	C 340.00	C 350.00
G 0.0	8866	8866	8866	8866	8866	8866	8866	8866	8866	8866
G 5.0	8707	8697	8707	8709	8706	8708	8709	8706	8706	8706
G 10.0	8519	8510	8519	8524	8525	8523	8520	8519	8523	8525
G 15.0	8306	8299	8306	8310	8311	8309	8309	8311	8312	8310
G 20.0	8067	8058	8067	8070	8070	8070	8070	8070	8074	8076
G 25.0	7802	7795	7802	7806	7807	7810	7810	7810	7810	7811
G 30.0	7528	7523	7528	7528	7526	7530	7532	7529	7531	7532
G 35.0	7223	7218	7223	7224	7224	7227	7228	7228	7230	7231
G 40.0	6902	6895	6902	6905	6905	6907	6907	6905	6909	6911
G 45.0	6563	6554	6563	6562	6558	6565	6568	6565	6569	6574
G 50.0	6187	6181	6187	6191	6193	6195	6200	6204	6202	6201
G 55.0	5778	5773	5778	5785	5790	5787	5786	5790	5796	5798
G 60.0	5316	5314	5316	5322	5328	5330	5335	5341	5344	5348
G 65.0	4788	4780	4788	4792	4796	4802	4808	4811	4814	4817
G 70.0	4148	4140	4148	4154	4157	4163	4177	4192	4196	4202
G 75.0	3372	3368	3372	3376	3381	3393	3413	3436	3447	3452
G 80.0	2428	2415	2428	2433	2440	2468	2492	2507	2525	2537
G 85.0	1266	1258	1266	1271	1280	1301	1324	1346	1371	1379
G 90.0	176	176	176	176	176	176	176	176	176	180