

**Luminaire**

Code 90623L115

Name ROFY 85 D/I D1150 LIGHT+ K3 830 HO

**Measurem.**

Code 26/7/2023

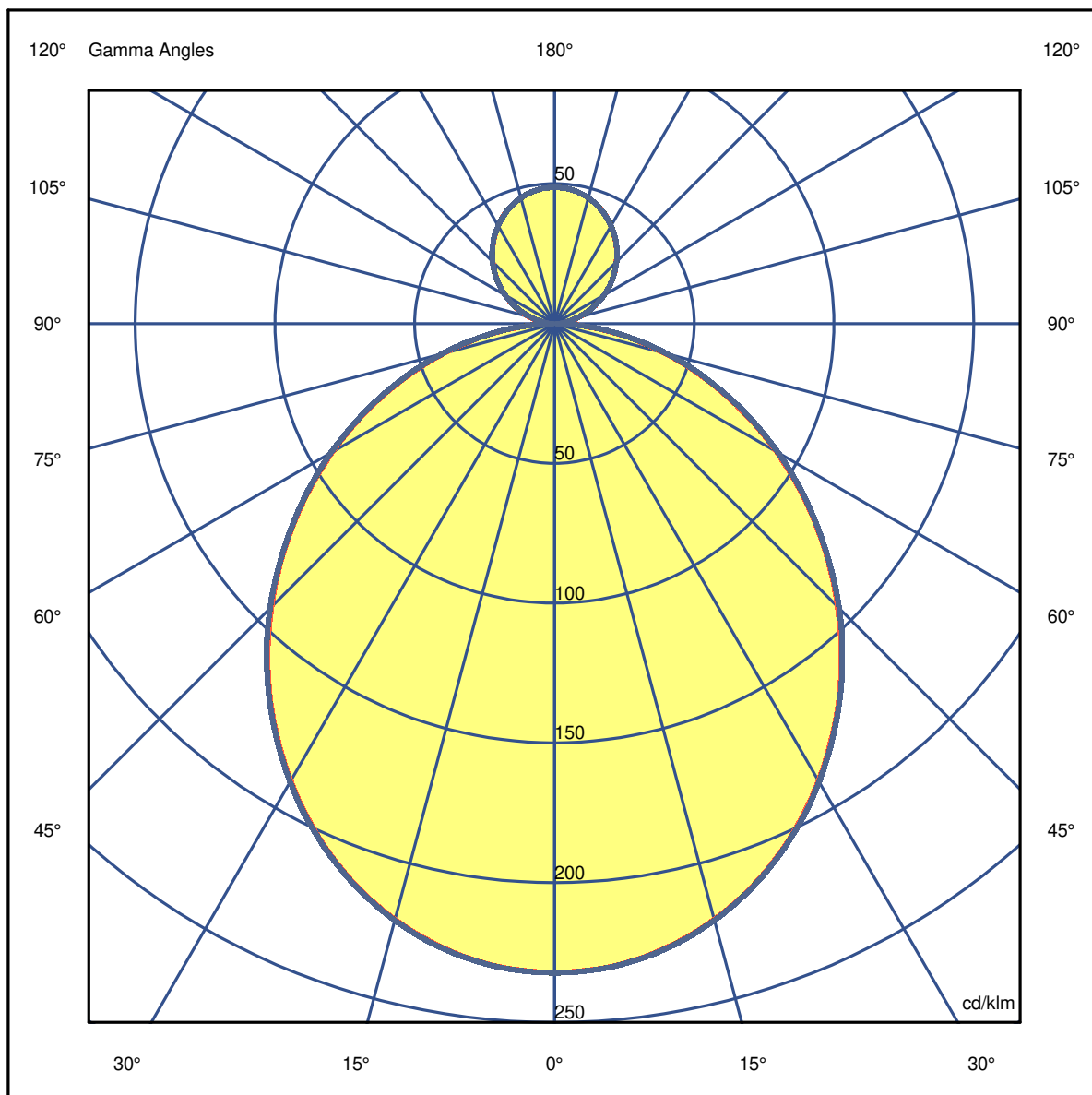
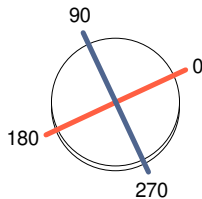
Name ROFY 85 D/I D1150 LIGHT+ K3 830 HO

Luminaire Flux	18608 lm	Luminaire Power	136.9 W	Efficacy	135.925 lm/W	Efficiency	76.35%
Source Flux	24372 lm	Maximum value	232.30 cd/klm	Position	C=0.00 G=0.00	CG	Double Symmetrical

Diam=1150mm

C Halfplanes

180.0 ——— 0.0  
270.0 ——— 90.0



**Luminaire**

Code 90623L115  
Name ROFY 85 D/I D1150 LIGHT+ K3 830 HO

**Measurem.**

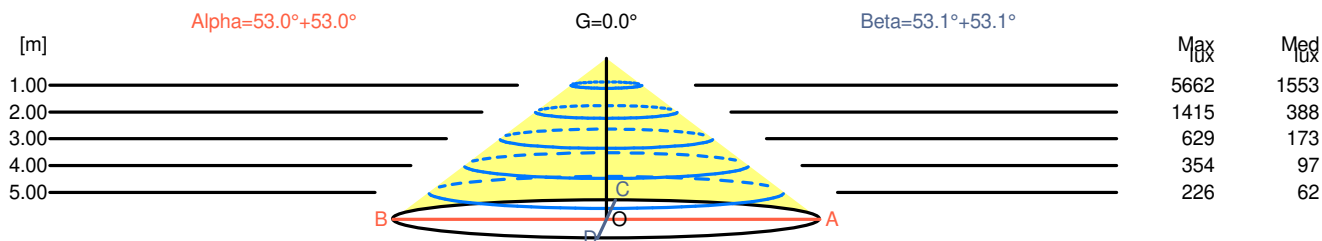
Code 26/7/2023  
Name ROFY 85 D/I D1150 LIGHT+ K3 830 HO

Luminaire Flux	18608 lm	Luminaire Power	136.9 W	Efficacy	135.925 lm/W	Efficiency	76.35%
Source Flux	24372 lm	Maximum value	232.30 cd/klm	Position	C=0.00 G=0.00	CG	Double Symmetrical

Width at 50.00 % of Max Intensity

H[m]	1.00	2.00	3.00	4.00	5.00	H[m]	1.00	2.00	3.00	4.00	5.00
OA	1.33	2.65	3.98	5.31	6.63	OC	1.33	2.67	4.00	5.33	6.67
OB	1.33	2.65	3.98	5.31	6.63	OD	1.33	2.67	4.00	5.33	6.67

	0	5	15	25	35	45	55	65	75	85
OA	5661.62	5627.49	5378.90	4910.96	4262.66	3492.51	2661.42	1813.28	999.25	285.15
OB	5661.62	5627.49	5378.90	4910.96	4262.66	3492.51	2661.42	1813.28	999.25	285.15
OC	5661.62	5629.93	5386.21	4918.27	4272.41	3509.57	2673.61	1827.90	1016.31	290.03
OD	5661.62	5629.93	5386.21	4918.27	4272.41	3509.57	2673.61	1827.90	1016.31	290.03



H[m]	D[m]	Max lux	Med lux	Alpha=53.0°+53.0°	G=0.0	
1.00	2.65	5662	1553			
2.00	5.31	1415	388			
3.00	7.96	629	173			
4.00	10.61	354	97			
5.00	13.26	226	62			

H[m]	D[m]	Max lux	Med lux	Beta=53.1°+53.1°	G=0.0	
1.00	2.67	5662	1553			
2.00	5.33	1415	388			
3.00	8.00	629	173			
4.00	10.66	354	97			
5.00	13.33	226	62			

**Luminaire**

Code 90623L115

Name ROFY 85 D/I D1150 LIGHT+ K3 830 HO

**Measurem.**

Code 26/7/2023

Name ROFY 85 D/I D1150 LIGHT+ K3 830 HO

Luminaire Flux	18608 lm	Luminaire Power	136.9 W	Efficacy	135.925 lm/W	Efficiency	76.35%
Source Flux	24372 lm	Maximum value	232.30 cd/klm	Position	C=0.00 G=0.00	CG	Double Symmetrical

**UGR**  
S = 0.250

Reflectancies										
Ceiling/Cavity	0.7	0.7	0.5	0.5	0.3	0.7	0.7	0.5	0.5	0.3
Walls	0.5	0.3	0.5	0.3	0.3	0.5	0.3	0.5	0.3	0.3
Working Plane	0.2	0.2	0.2	0.2	0.2	0.2	0.2	0.2	0.2	0.2
Room Dimensions	Lateral View					Viewed Endwise				
x=2H y=2H	16.3	17.4	16.9	17.9	18.5	16.4	17.5	16.9	18.0	18.5
x=2H y=3H	17.7	18.7	18.3	19.2	19.9	17.8	18.7	18.3	19.3	19.9
x=2H y=4H	18.2	19.2	18.8	19.7	20.4	18.3	19.2	18.9	19.8	20.4
x=2H y=6H	18.6	19.5	19.2	20.1	20.7	18.7	19.5	19.3	20.1	20.8
x=2H y=8H	18.7	19.5	19.3	20.1	20.8	18.8	19.6	19.4	20.2	20.9
x=2H y=12H	18.8	19.6	19.4	20.2	20.9	18.9	19.6	19.5	20.2	20.9
x=4H y=2H	16.9	17.8	17.5	18.4	19.0	16.9	17.8	17.5	18.4	19.1
x=4H y=3H	18.5	19.2	19.1	19.8	20.5	18.5	19.3	19.1	19.9	20.6
x=4H y=4H	19.1	19.8	19.7	20.4	21.1	19.2	19.8	19.8	20.5	21.2
x=4H y=6H	19.6	20.2	20.3	20.9	21.6	19.7	20.2	20.3	20.9	21.7
x=4H y=8H	19.7	20.3	20.4	21.0	21.7	19.8	20.4	20.5	21.0	21.8
x=4H y=12H	19.8	20.3	20.5	21.0	21.8	19.9	20.4	20.6	21.1	21.9
x=8H y=4H	19.3	19.9	20.0	20.5	21.3	19.4	19.9	20.1	20.6	21.4
x=8H y=6H	19.9	20.4	20.6	21.1	21.9	20.0	20.4	20.7	21.1	21.9
x=8H y=8H	20.2	20.5	20.9	21.3	22.1	20.2	20.6	20.9	21.3	22.2
x=8H y=12H	20.3	20.6	21.0	21.4	22.2	20.4	20.7	21.1	21.4	22.3
x=12H y=4H	19.3	19.8	20.0	20.5	21.3	19.4	19.9	20.1	20.6	21.3
x=12H y=6H	20.0	20.4	20.7	21.1	21.9	20.0	20.4	20.8	21.1	22.0
x=12H y=8H	20.2	20.6	21.0	21.3	22.2	20.3	20.6	21.0	21.3	22.2

**Luminaire**

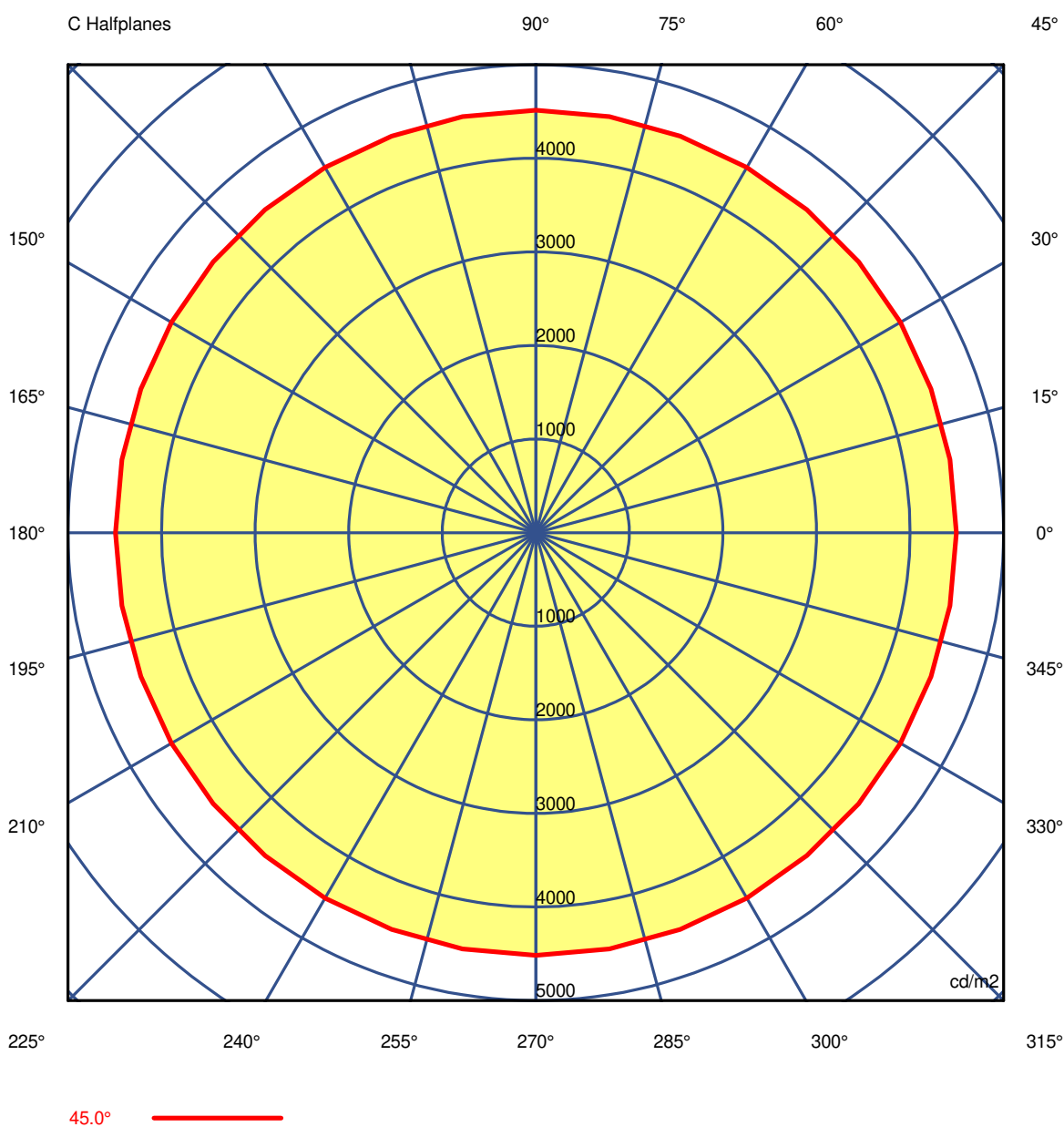
Code 90623L115  
Name ROFY 85 D/I D1150 LIGHT+ K3 830 HO

**Measurem.**

Code 26/7/2023  
Name ROFY 85 D/I D1150 LIGHT+ K3 830 HO

Luminaire Flux	18608 lm	Luminaire Power	136.9 W	Efficacy	135.925 lm/W	Efficiency	76.35%
Source Flux	24372 lm	Maximum value	232.30 cd/klm	Position	C=0.00 G=0.00	CG Double Symmetrical	

Luminance



**Luminaire**

Code 90623L115

Name ROFY 85 D/I D1150 LIGHT+ K3 830 HO

**Measurem.**

Code 26/7/2023

Name ROFY 85 D/I D1150 LIGHT+ K3 830 HO

Luminaire Flux		18608 lm		Luminaire Power		136.9 W		Efficacy		135.925 lm/W		Efficiency		76.35%	
Source Flux		24372 lm		Maximum value		232.30 cd/klm		Position		C=0.00 G=0.00		CG		Double Symmetrical	
Luminance cd/m2														Table 1/3	
	C 0.00	C 10.00	C 20.00	C 30.00	C 40.00	C 50.00	C 60.00	C 70.00	C 80.00	C 90.00	C 100.00	C 110.00	C 120.00		
G 0.0	5645	5645	5645	5645	5645	5645	5645	5645	5645	5645	5645	5645	5645	5645	5645
G 5.0	5586	5586	5587	5588	5587	5585	5586	5588	5588	5588	5588	5588	5588	5588	5586
G 10.0	5509	5510	5511	5511	5511	5512	5514	5514	5514	5514	5514	5514	5514	5514	5514
G 15.0	5414	5415	5417	5419	5417	5417	5419	5417	5417	5417	5421	5417	5417	5419	5419
G 20.0	5303	5301	5301	5303	5303	5304	5306	5307	5308	5308	5308	5308	5307	5306	5306
G 25.0	5172	5170	5171	5175	5175	5175	5175	5178	5180	5180	5180	5180	5178	5175	5175
G 30.0	5023	5025	5026	5026	5027	5030	5031	5031	5032	5034	5032	5031	5031	5031	5031
G 35.0	4863	4863	4865	4868	4864	4863	4868	4873	4874	4874	4874	4873	4868	4868	4868
G 40.0	4689	4684	4685	4689	4691	4696	4701	4699	4699	4704	4699	4699	4701	4701	4701
G 45.0	4495	4495	4495	4498	4502	4505	4507	4511	4515	4516	4515	4511	4507	4507	4507
G 50.0	4289	4289	4290	4293	4297	4301	4303	4305	4306	4306	4306	4305	4303	4303	4303
G 55.0	4070	4064	4063	4066	4072	4075	4077	4082	4087	4089	4087	4082	4077	4077	4077
G 60.0	3827	3820	3820	3827	3830	3834	3840	3842	3846	3852	3846	3842	3840	3840	3840
G 65.0	3549	3542	3540	3545	3551	3556	3559	3565	3572	3578	3572	3565	3559	3559	3559
G 70.0	3229	3219	3220	3229	3233	3237	3246	3254	3259	3263	3259	3254	3246	3246	3246
G 75.0	2836	2818	2820	2836	2841	2847	2857	2861	2869	2884	2869	2861	2857	2857	2857
G 80.0	2340	2325	2323	2331	2331	2336	2349	2355	2363	2376	2363	2355	2349	2349	2349
G 85.0	1557	1535	1535	1544	1531	1542	1571	1563	1560	1584	1560	1563	1571	1571	1571
G 90.0	863	937	978	913	703	560	507	386	321	304	321	386	507	507	507

**Luminaire**

Code 90623L115

Name ROFY 85 D/I D1150 LIGHT+ K3 830 HO

**Measurem.**

Code 26/7/2023

Name ROFY 85 D/I D1150 LIGHT+ K3 830 HO

Luminaire Flux	18608 lm	Luminaire Power		136.9 W		Efficacy		135.925 lm/W		Efficiency		76.35%	
Source Flux	24372 lm	Maximum value		232.30 cd/klm		Position		C=0.00 G=0.00		CG		Double Symmetrical	
Luminance cd/m2      Table 2/3													
	C 130.00	C 140.00	C 150.00	C 160.00	C 170.00	C 180.00	C 190.00	C 200.00	C 210.00	C 220.00	C 230.00	C 240.00	C 250.00
G 0.0	5645	5645	5645	5645	5645	5645	5645	5645	5645	5645	5645	5645	5645
G 5.0	5585	5587	5588	5587	5586	5586	5586	5587	5588	5587	5585	5586	5588
G 10.0	5512	5511	5511	5511	5510	5509	5510	5511	5511	5511	5512	5514	5514
G 15.0	5417	5417	5419	5417	5415	5414	5415	5417	5419	5417	5417	5419	5417
G 20.0	5304	5303	5303	5301	5301	5303	5301	5301	5303	5303	5304	5306	5307
G 25.0	5175	5175	5175	5171	5170	5172	5170	5171	5175	5175	5175	5175	5178
G 30.0	5030	5027	5026	5026	5025	5023	5025	5026	5026	5027	5030	5031	5031
G 35.0	4863	4864	4868	4865	4863	4863	4863	4865	4868	4864	4863	4868	4873
G 40.0	4696	4691	4689	4685	4684	4689	4684	4685	4689	4691	4696	4701	4699
G 45.0	4505	4502	4498	4495	4495	4495	4495	4495	4498	4502	4505	4507	4511
G 50.0	4301	4297	4293	4290	4289	4289	4289	4290	4293	4297	4301	4303	4305
G 55.0	4075	4072	4066	4063	4064	4070	4064	4063	4066	4072	4075	4077	4082
G 60.0	3834	3830	3827	3820	3820	3827	3820	3820	3827	3830	3834	3840	3842
G 65.0	3556	3551	3545	3540	3542	3549	3542	3540	3545	3551	3556	3559	3565
G 70.0	3237	3233	3229	3220	3219	3229	3219	3220	3229	3233	3237	3246	3254
G 75.0	2847	2841	2836	2820	2818	2836	2818	2820	2836	2841	2847	2857	2861
G 80.0	2336	2331	2331	2323	2325	2340	2325	2323	2331	2331	2336	2349	2355
G 85.0	1542	1531	1544	1535	1535	1557	1535	1535	1544	1531	1542	1571	1563
G 90.0	560	703	913	978	937	863	937	978	913	703	560	507	386

**Luminaire**

Code 90623L115

Name ROFY 85 D/I D1150 LIGHT+ K3 830 HO

**Measurem.**

Code 26/7/2023

Name ROFY 85 D/I D1150 LIGHT+ K3 830 HO

Luminaire Flux	18608 lm	Luminaire Power	136.9 W	Efficacy	135.925 lm/W	Efficiency	76.35%
Source Flux	24372 lm	Maximum value	232.30 cd/klm	Position	C=0.00 G=0.00	CG	Double Symmetrical

**Luminance cd/m2 Table 3/3**

	C 260.00	C 270.00	C 280.00	C 290.00	C 300.00	C 310.00	C 320.00	C 330.00	C 340.00	C 350.00
G 0.0	5645	5645	5645	5645	5645	5645	5645	5645	5645	5645
G 5.0	5588	5588	5588	5588	5586	5585	5587	5588	5587	5586
G 10.0	5514	5514	5514	5514	5514	5512	5511	5511	5511	5510
G 15.0	5417	5421	5417	5417	5419	5417	5417	5419	5417	5415
G 20.0	5308	5308	5308	5307	5306	5304	5303	5303	5301	5301
G 25.0	5180	5180	5180	5178	5175	5175	5175	5175	5171	5170
G 30.0	5032	5034	5032	5031	5031	5030	5027	5026	5026	5025
G 35.0	4874	4874	4874	4873	4868	4863	4864	4868	4865	4863
G 40.0	4699	4704	4699	4699	4701	4696	4691	4689	4685	4684
G 45.0	4515	4516	4515	4511	4507	4505	4502	4498	4495	4495
G 50.0	4306	4306	4306	4305	4303	4301	4297	4293	4290	4289
G 55.0	4087	4089	4087	4082	4077	4075	4072	4066	4063	4064
G 60.0	3846	3852	3846	3842	3840	3834	3830	3827	3820	3820
G 65.0	3572	3578	3572	3565	3559	3556	3551	3545	3540	3542
G 70.0	3259	3263	3259	3254	3246	3237	3233	3229	3220	3219
G 75.0	2869	2884	2869	2861	2857	2847	2841	2836	2820	2818
G 80.0	2363	2376	2363	2355	2349	2336	2331	2331	2323	2325
G 85.0	1560	1584	1560	1563	1571	1542	1531	1544	1535	1535
G 90.0	321	304	321	386	507	560	703	913	978	937