

**Luminaire**

Code 90629L900

Name ROFY 85 D0900 GCONTROL+ K3 840 LO

**Measurem.**

Code 4/8/2023

Name ROFY 85 D0900 GCONTROL+ K3 840 LO

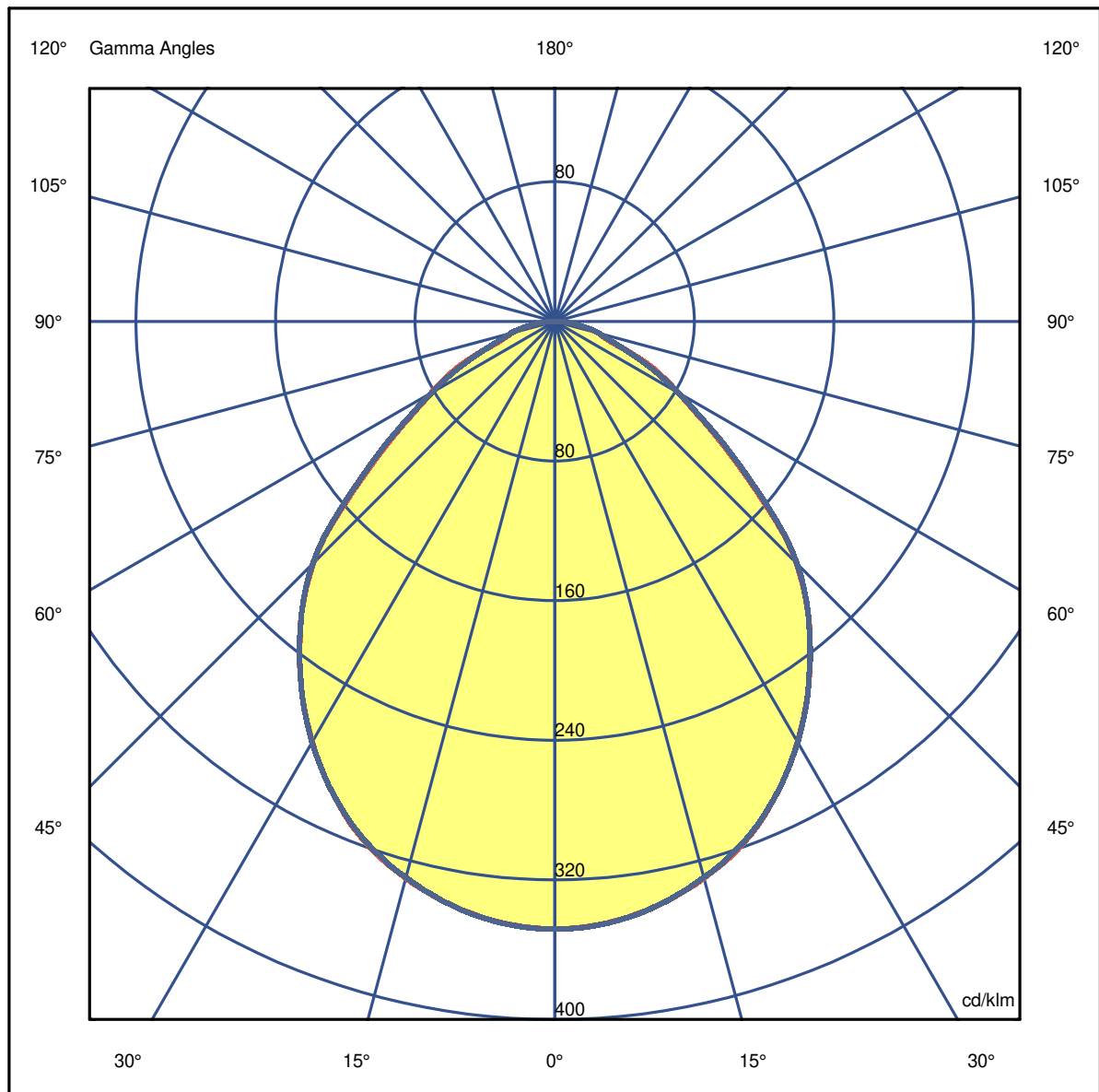
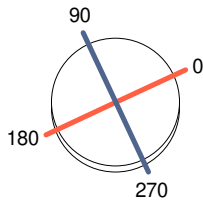
Luminaire Flux	7848 lm	Luminaire Power	53.3 W	Efficacy	147.195 lm/W	Efficiency	75.70%
Source Flux	10368 lm	Maximum value	348.10 cd/klm	Position	C=0.00 G=0.00	CG	Double Symmetrical

Diam=900mm

C Halfplanes

180.0 — 0.0

270.0 — 90.0



**Luminaire**

Code 90629L900

Name ROFY 85 D0900 GCONTROL+ K3 840 LO

**Measurem.**

Code 4/8/2023

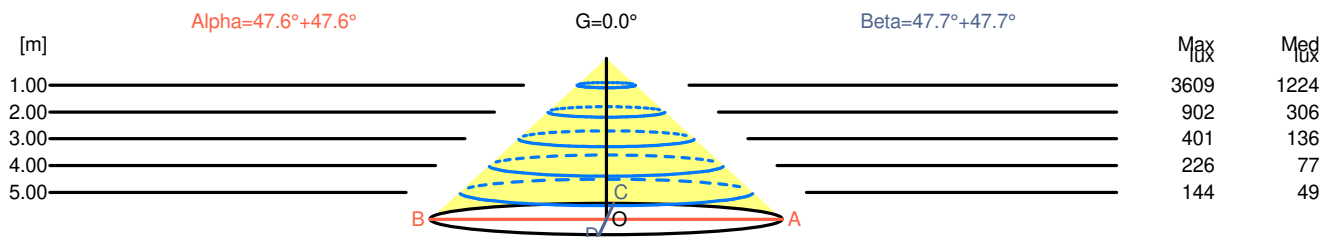
Name ROFY 85 D0900 GCONTROL+ K3 840 LO

Luminaire Flux	7848 lm	Luminaire Power	53.3 W	Efficacy	147.195 lm/W	Efficiency	75.70%
Source Flux	10368 lm	Maximum value	348.10 cd/klm	Position	C=0.00 G=0.00	CG	Double Symmetrical

Width at 50.00 % of Max Intensity

H[m]	1.00	2.00	3.00	4.00	5.00	H[m]	1.00	2.00	3.00	4.00	5.00
OA	1.09	2.19	3.28	4.38	5.47	OC	1.10	2.20	3.30	4.40	5.50
OB	1.09	2.19	3.28	4.38	5.47	OD	1.10	2.20	3.30	4.40	5.50

	0	5	15	25	35	45	55	65	75	85
OA	3609.10	3586.29	3423.51	3107.29	2629.32	2032.13	1143.59	624.15	270.60	76.72
OB	3609.10	3586.29	3423.51	3107.29	2629.32	2032.13	1143.59	624.15	270.60	76.72
OC	3609.10	3588.36	3419.37	3106.25	2629.32	2035.24	1164.33	596.16	272.68	76.72
OD	3609.10	3588.36	3419.37	3106.25	2629.32	2035.24	1164.33	596.16	272.68	76.72



H[m]	D[m]	Max lux	Med lux	Alpha=47.6°+47.6°	G=0.0	
1.00	2.19	3609	1224			
2.00	4.38	902	306			
3.00	6.57	401	136			
4.00	8.76	226	77			
5.00	10.95	144	49			

H[m]	D[m]	Max lux	Med lux	Beta=47.7°+47.7°	G=0.0	
1.00	2.20	3609	1224			
2.00	4.40	902	306			
3.00	6.60	401	136			
4.00	8.79	226	77			
5.00	10.99	144	49			

**Luminaire**

Code 90629L900

Name ROFY 85 D0900 GCONTROL+ K3 840 LO

**Measurement**

Code 4/8/2023

Name ROFY 85 D0900 GCONTROL+ K3 840 LO

Luminaire Flux	7848 lm	Luminaire Power	53.3 W	Efficacy	147.195 lm/W	Efficiency	75.70%
Source Flux	10368 lm	Maximum value	348.10 cd/klm	Position	C=0.00 G=0.00	CG	Double Symmetrical

**UGR**  
S = 0.250

Reflectancies										
Ceiling/Cavity	0.7	0.7	0.5	0.5	0.3	0.7	0.7	0.5	0.5	0.3
Walls	0.5	0.3	0.5	0.3	0.3	0.5	0.3	0.5	0.3	0.3
Working Plane	0.2	0.2	0.2	0.2	0.2	0.2	0.2	0.2	0.2	0.2
Room Dimensions	Lateral View					Viewed Endwise				
x=2H y=2H	15.8	17.0	16.1	17.2	17.4	15.8	17.0	16.1	17.2	17.4
x=2H y=3H	16.4	17.5	16.8	17.8	18.0	16.4	17.5	16.7	17.7	18.0
x=2H y=4H	16.7	17.7	17.0	17.9	18.2	16.7	17.6	17.0	17.9	18.2
x=2H y=6H	16.9	17.8	17.2	18.1	18.4	16.8	17.8	17.2	18.0	18.3
x=2H y=8H	16.9	17.8	17.3	18.1	18.4	16.9	17.7	17.2	18.1	18.4
x=2H y=12H	16.9	17.7	17.3	18.1	18.4	16.9	17.7	17.3	18.0	18.4
x=4H y=2H	16.0	16.9	16.3	17.2	17.5	16.0	17.0	16.3	17.2	17.5
x=4H y=3H	16.8	17.6	17.1	17.9	18.3	16.8	17.6	17.1	17.9	18.2
x=4H y=4H	17.1	17.8	17.5	18.2	18.5	17.1	17.8	17.5	18.2	18.5
x=4H y=6H	17.4	18.0	17.8	18.4	18.8	17.4	18.0	17.8	18.4	18.8
x=4H y=8H	17.5	18.1	17.9	18.5	18.9	17.5	18.1	17.9	18.5	18.9
x=4H y=12H	17.6	18.1	18.0	18.5	18.9	17.5	18.0	18.0	18.5	18.9
x=8H y=4H	17.2	17.8	17.6	18.2	18.6	17.2	17.8	17.6	18.2	18.6
x=8H y=6H	17.6	18.1	18.1	18.5	19.0	17.6	18.1	18.0	18.5	18.9
x=8H y=8H	17.8	18.2	18.2	18.6	19.1	17.8	18.2	18.2	18.6	19.1
x=8H y=12H	17.9	18.2	18.4	18.7	19.2	17.8	18.2	18.3	18.7	19.2
x=12H y=4H	17.2	17.7	17.6	18.1	18.6	17.2	17.7	17.6	18.1	18.5
x=12H y=6H	17.6	18.1	18.1	18.5	19.0	17.6	18.0	18.1	18.5	19.0
x=12H y=8H	17.8	18.2	18.3	18.6	19.1	17.8	18.1	18.3	18.6	19.1

**Luminaire**

Code 90629L900

Name ROFY 85 D0900 GCONTROL+ K3 840 LO

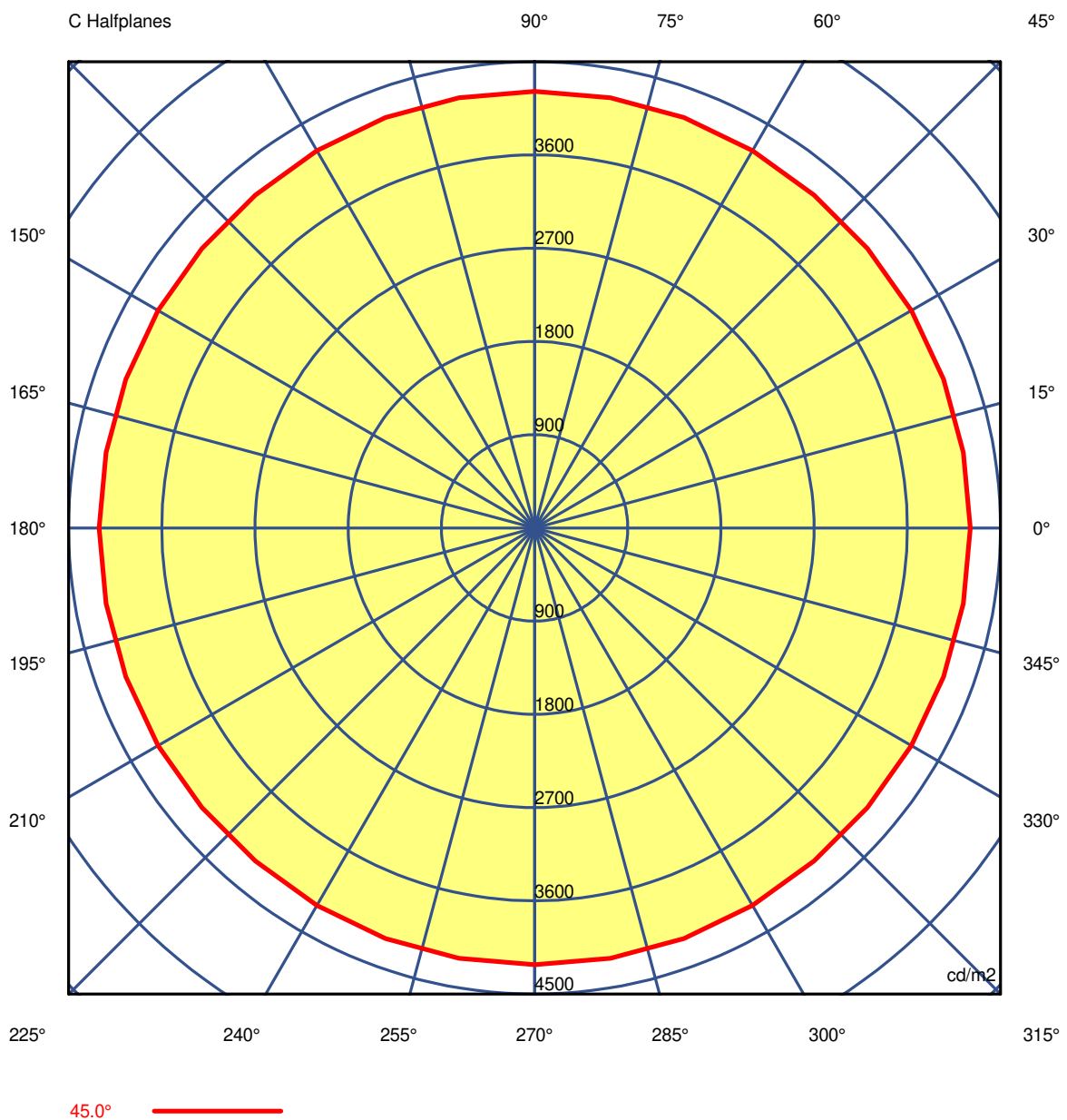
**Measurem.**

Code 4/8/2023

Name ROFY 85 D0900 GCONTROL+ K3 840 LO

Luminaire Flux	7848 lm	Luminaire Power	53.3 W	Efficacy	147.195 lm/W	Efficiency	75.70%
Source Flux	10368 lm	Maximum value	348.10 cd/klm	Position	C=0.00 G=0.00	CG Double Symmetrical	

Luminance



**Luminaire**

Code 90629L900

Name ROFY 85 D0900 GCONTROL+ K3 840 LO

**Measurem.**

Code 4/8/2023

Name ROFY 85 D0900 GCONTROL+ K3 840 LO

Luminaire Flux	7848 lm		Luminaire Power		53.3 W		Efficacy		147.195 lm/W		Efficiency		75.70%	
Source Flux	10368 lm		Maximum value		348.10 cd/klm		Position		C=0.00 G=0.00		CG		Double Symmetrical	
Luminance cd/m2														
Table 1/3														
	C 0.00	C 10.00	C 20.00	C 30.00	C 40.00	C 50.00	C 60.00	C 70.00	C 80.00	C 90.00	C 100.00	C 110.00	C 120.00	
G 0.0	5934	5934	5934	5934	5934	5934	5934	5934	5934	5934	5934	5934	5934	
G 5.0	5856	5855	5854	5854	5854	5854	5854	5853	5854	5859	5854	5853	5854	
G 10.0	5754	5755	5755	5754	5752	5752	5752	5750	5751	5755	5751	5750	5752	
G 15.0	5641	5640	5636	5631	5628	5628	5628	5629	5631	5635	5631	5629	5628	
G 20.0	5513	5506	5494	5482	5476	5474	5476	5486	5497	5504	5497	5486	5476	
G 25.0	5331	5327	5320	5312	5311	5310	5310	5314	5321	5330	5321	5314	5310	
G 30.0	5115	5110	5111	5119	5129	5131	5122	5109	5107	5119	5107	5109	5122	
G 35.0	4859	4862	4868	4884	4899	4903	4892	4871	4862	4859	4862	4871	4892	
G 40.0	4575	4577	4582	4591	4600	4603	4597	4588	4579	4573	4579	4588	4597	
G 45.0	4208	4202	4201	4201	4196	4197	4208	4216	4218	4214	4218	4216	4208	
G 50.0	3486	3548	3584	3537	3391	3393	3543	3601	3577	3527	3577	3601	3543	
G 55.0	2788	2995	2904	2553	2279	2258	2515	2900	3028	2839	3028	2900	2515	
G 60.0	2299	2292	2120	1779	1824	1845	1841	2140	2290	2299	2290	2140	1841	
G 65.0	1921	1873	1704	1459	1569	1594	1497	1678	1803	1835	1803	1678	1497	
G 70.0	1300	1427	1460	1375	1247	1237	1345	1418	1417	1363	1417	1418	1345	
G 75.0	1178	1215	1154	1061	1087	1088	1061	1146	1209	1187	1209	1146	1061	
G 80.0	908	960	1003	1018	995	997	1024	1013	971	914	971	1013	1024	
G 85.0	602	686	755	764	686	688	764	743	671	602	671	743	764	
G 90.0	111	111	111	111	111	111	111	111	111	111	111	111	111	

**Luminaire**

Code 90629L900

Name ROFY 85 D0900 GCONTROL+ K3 840 LO

**Measurement**

Code 4/8/2023

Name ROFY 85 D0900 GCONTROL+ K3 840 LO

Luminaire Flux	7848 lm		Luminaire Power		53.3 W		Efficacy		147.195 lm/W		Efficiency		75.70%	
Source Flux	10368 lm		Maximum value		348.10 cd/klm		Position		C=0.00 G=0.00		CG		Double Symmetrical	
Luminance cd/m2														
Table 2/3														
	C 130.00	C 140.00	C 150.00	C 160.00	C 170.00	C 180.00	C 190.00	C 200.00	C 210.00	C 220.00	C 230.00	C 240.00	C 250.00	
G 0.0	5934	5934	5934	5934	5934	5934	5934	5934	5934	5934	5934	5934	5934	
G 5.0	5854	5854	5854	5854	5855	5856	5855	5854	5854	5854	5854	5854	5853	
G 10.0	5752	5752	5754	5755	5755	5754	5755	5755	5754	5752	5752	5752	5750	
G 15.0	5628	5628	5631	5636	5640	5641	5640	5636	5631	5628	5628	5628	5629	
G 20.0	5474	5476	5482	5494	5506	5513	5506	5494	5482	5476	5474	5476	5486	
G 25.0	5310	5311	5312	5320	5327	5331	5327	5320	5312	5311	5310	5310	5314	
G 30.0	5131	5129	5119	5111	5110	5115	5110	5111	5119	5129	5131	5122	5109	
G 35.0	4903	4899	4884	4868	4862	4859	4862	4868	4884	4899	4903	4892	4871	
G 40.0	4603	4600	4591	4582	4577	4575	4577	4582	4591	4600	4603	4597	4588	
G 45.0	4197	4196	4201	4201	4202	4208	4202	4201	4201	4196	4197	4208	4216	
G 50.0	3393	3391	3537	3584	3548	3486	3548	3584	3537	3391	3393	3543	3601	
G 55.0	2258	2279	2553	2904	2995	2788	2995	2904	2553	2279	2258	2515	2900	
G 60.0	1845	1824	1779	2120	2292	2299	2292	2120	1779	1824	1845	1841	2140	
G 65.0	1594	1569	1459	1704	1873	1921	1873	1704	1459	1569	1594	1497	1678	
G 70.0	1237	1247	1375	1460	1427	1300	1427	1460	1375	1247	1237	1345	1418	
G 75.0	1088	1087	1061	1154	1215	1178	1215	1154	1061	1087	1088	1061	1146	
G 80.0	997	995	1018	1003	960	908	960	1003	1018	995	997	1024	1013	
G 85.0	688	686	764	755	686	602	686	755	764	686	688	764	743	
G 90.0	111	111	111	111	111	111	111	111	111	111	111	111	111	

**Luminaire**

Code 90629L900

Name ROFY 85 D0900 GCONTROL+ K3 840 LO

**Measurem.**

Code 4/8/2023

Name ROFY 85 D0900 GCONTROL+ K3 840 LO

Luminaire Flux	7848 lm	Luminaire Power	53.3 W	Efficacy	147.195 lm/W	Efficiency	75.70%
Source Flux	10368 lm	Maximum value	348.10 cd/klm	Position	C=0.00 G=0.00	CG	Double Symmetrical

**Luminance cd/m2 Table 3/3**

	C 260.00	C 270.00	C 280.00	C 290.00	C 300.00	C 310.00	C 320.00	C 330.00	C 340.00	C 350.00
G 0.0	5934	5934	5934	5934	5934	5934	5934	5934	5934	5934
G 5.0	5854	5859	5854	5853	5854	5854	5854	5854	5854	5855
G 10.0	5751	5755	5751	5750	5752	5752	5752	5754	5755	5755
G 15.0	5631	5635	5631	5629	5628	5628	5628	5631	5636	5640
G 20.0	5497	5504	5497	5486	5476	5474	5476	5482	5494	5506
G 25.0	5321	5330	5321	5314	5310	5310	5311	5312	5320	5327
G 30.0	5107	5119	5107	5109	5122	5131	5129	5119	5111	5110
G 35.0	4862	4859	4862	4871	4892	4903	4899	4884	4868	4862
G 40.0	4579	4573	4579	4588	4597	4603	4600	4591	4582	4577
G 45.0	4218	4214	4218	4216	4208	4197	4196	4201	4201	4202
G 50.0	3577	3527	3577	3601	3543	3393	3391	3537	3584	3548
G 55.0	3028	2839	3028	2900	2515	2258	2279	2553	2904	2995
G 60.0	2290	2299	2290	2140	1841	1845	1824	1779	2120	2292
G 65.0	1803	1835	1803	1678	1497	1594	1569	1459	1704	1873
G 70.0	1417	1363	1417	1418	1345	1237	1247	1375	1460	1427
G 75.0	1209	1187	1209	1146	1061	1088	1087	1061	1154	1215
G 80.0	971	914	971	1013	1024	997	995	1018	1003	960
G 85.0	671	602	671	743	764	688	686	764	755	686
G 90.0	111	111	111	111	111	111	111	111	111	111