

Luminaire

Code 90630L400

Name ROFY 85 /E D0400 LIGHT+ 840 LO

Measurem.

Code 4/8/2023

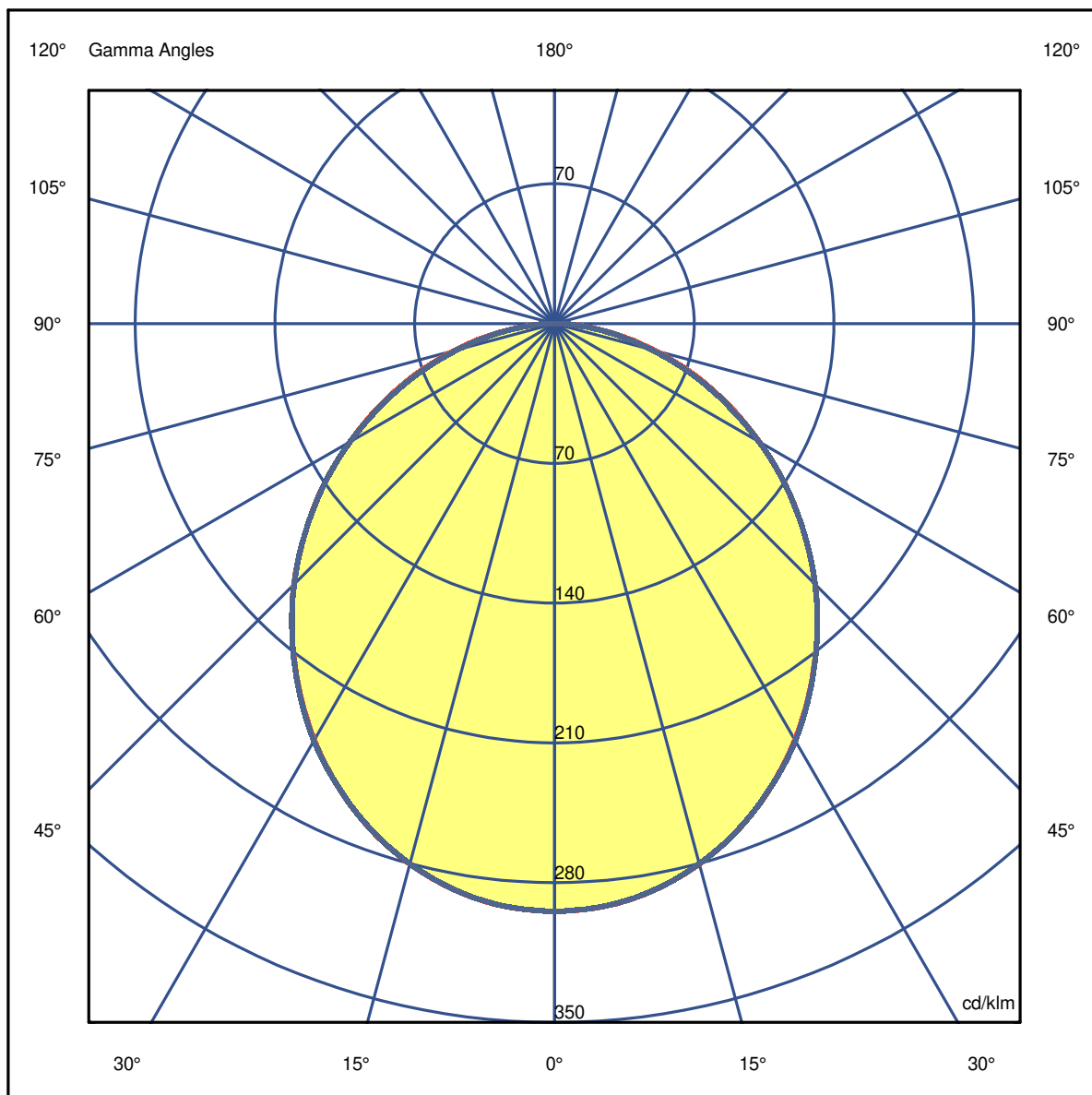
Name ROFY 85 /E D0400 LIGHT+ 840 LO

Luminaire Flux	2356 lm	Luminaire Power	16.5 W	Efficacy	143.073 lm/W	Efficiency	79.88%
Source Flux	2950 lm	Maximum value	294.40 cd/klm	Position	C=0.00 G=0.00	CG	Double Symmetrical

Diam=400mm

C Halfplanes

180.0 ————— 0.0
270.0 ————— 90.0



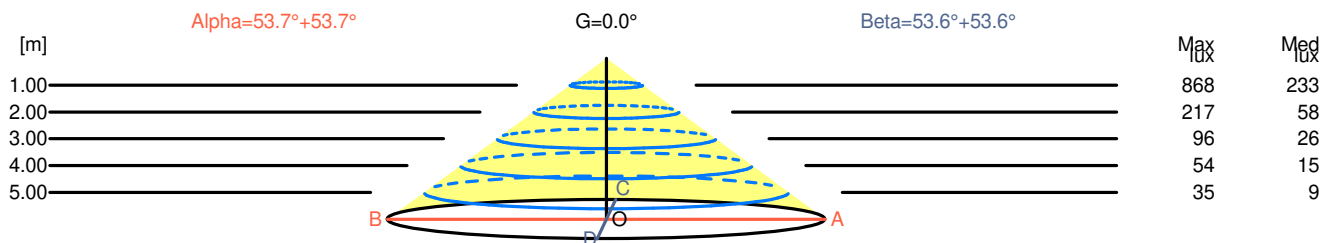
LuminaireCode 90630L400
Name ROFY 85 /E D0400 LIGHT+ 840 LO**Measurem.**Code 4/8/2023
Name ROFY 85 /E D0400 LIGHT+ 840 LO

Luminaire Flux	2356 lm	Luminaire Power	16.5 W	Efficacy	143.073 lm/W	Efficiency	79.88%
Source Flux	2950 lm	Maximum value	294.40 cd/klm	Position	C=0.00 G=0.00	CG	Double Symmetrical

Width at 50.00 % of Max Intensity

H[m]	1.00	2.00	3.00	4.00	5.00	H[m]	1.00	2.00	3.00	4.00	5.00
OA	1.36	2.72	4.08	5.44	6.80	OC	1.36	2.72	4.07	5.43	6.79
OB	1.36	2.72	4.08	5.44	6.80	OD	1.36	2.72	4.07	5.43	6.79

	0	5	15	25	35	45	55	65	75	85
OA	868.48	863.76	826.30	755.79	658.44	544.87	417.13	282.91	152.81	41.89
OB	868.48	863.76	826.30	755.79	658.44	544.87	417.13	282.91	152.81	41.89
OC	868.48	863.47	826.00	755.79	659.33	544.27	416.25	279.66	147.50	38.94
OD	868.48	863.47	826.00	755.79	659.33	544.27	416.25	279.66	147.50	38.94



H[m]	D[m]	Max lux	Med lux	Alpha=53.7°+53.7°	G=0.0
1.00	2.72	868	233		
2.00	5.44	217	58		
3.00	8.16	96	26		
4.00	10.89	54	15		
5.00	13.61	35	9		

H[m]	D[m]	Max lux	Med lux	Beta=53.6°+53.6°	G=0.0
1.00	2.72	868	233		
2.00	5.43	217	58		
3.00	8.15	96	26		
4.00	10.87	54	15		
5.00	13.58	35	9		

Luminaire

Code 90630L400
Name ROFY 85 /E D0400 LIGHT+ 840 LO

Measurement

Code 4/8/2023
Name ROFY 85 /E D0400 LIGHT+ 840 LO

Luminaire Flux	2356 lm	Luminaire Power	16.5 W	Efficacy	143.073 lm/W	Efficiency	79.88%
Source Flux	2950 lm	Maximum value	294.40 cd/klm	Position	C=0.00 G=0.00	CG	Double Symmetrical

UGR
S = 0.250

Reflectancies										
Ceiling/Cavity	0.7	0.7	0.5	0.5	0.3	0.7	0.7	0.5	0.5	0.3
Walls	0.5	0.3	0.5	0.3	0.3	0.5	0.3	0.5	0.3	0.3
Working Plane	0.2	0.2	0.2	0.2	0.2	0.2	0.2	0.2	0.2	0.2
Room Dimensions										
Room Dimensions	Lateral View					Viewed Endwise				
x=2H y=2H	17.9	19.2	18.2	19.4	19.6	17.9	19.2	18.2	19.4	19.6
x=2H y=3H	19.1	20.3	19.5	20.6	20.8	19.1	20.3	19.4	20.6	20.8
x=2H y=4H	19.6	20.7	19.9	21.0	21.3	19.5	20.7	19.9	20.9	21.2
x=2H y=6H	19.9	20.9	20.2	21.2	21.5	19.8	20.8	20.2	21.2	21.5
x=2H y=8H	19.9	21.0	20.3	21.3	21.6	19.9	20.9	20.2	21.2	21.5
x=2H y=12H	20.0	20.9	20.3	21.3	21.6	19.9	20.8	20.3	21.2	21.5
x=4H y=2H	18.4	19.6	18.8	19.8	20.1	18.4	19.6	18.8	19.8	20.1
x=4H y=3H	19.9	20.8	20.3	21.2	21.5	19.9	20.8	20.2	21.2	21.5
x=4H y=4H	20.5	21.3	20.9	21.7	22.0	20.4	21.3	20.8	21.6	22.0
x=4H y=6H	20.8	21.6	21.3	22.0	22.4	20.8	21.5	21.2	21.9	22.3
x=4H y=8H	20.9	21.6	21.4	22.0	22.4	20.9	21.6	21.3	21.9	22.4
x=4H y=12H	21.0	21.6	21.4	22.0	22.5	20.9	21.5	21.4	21.9	22.4
x=8H y=4H	20.7	21.4	21.1	21.7	22.2	20.6	21.3	21.1	21.7	22.1
x=8H y=6H	21.1	21.7	21.6	22.1	22.6	21.1	21.6	21.5	22.1	22.5
x=8H y=8H	21.3	21.8	21.8	22.2	22.7	21.2	21.7	21.7	22.2	22.7
x=8H y=12H	21.4	21.8	21.9	22.3	22.8	21.3	21.7	21.8	22.2	22.7
x=12H y=4H	20.7	21.3	21.1	21.7	22.1	20.6	21.2	21.1	21.7	22.1
x=12H y=6H	21.2	21.7	21.7	22.1	22.6	21.1	21.6	21.6	22.1	22.5
x=12H y=8H	21.3	21.8	21.8	22.2	22.7	21.3	21.7	21.8	22.2	22.7

Luminaire

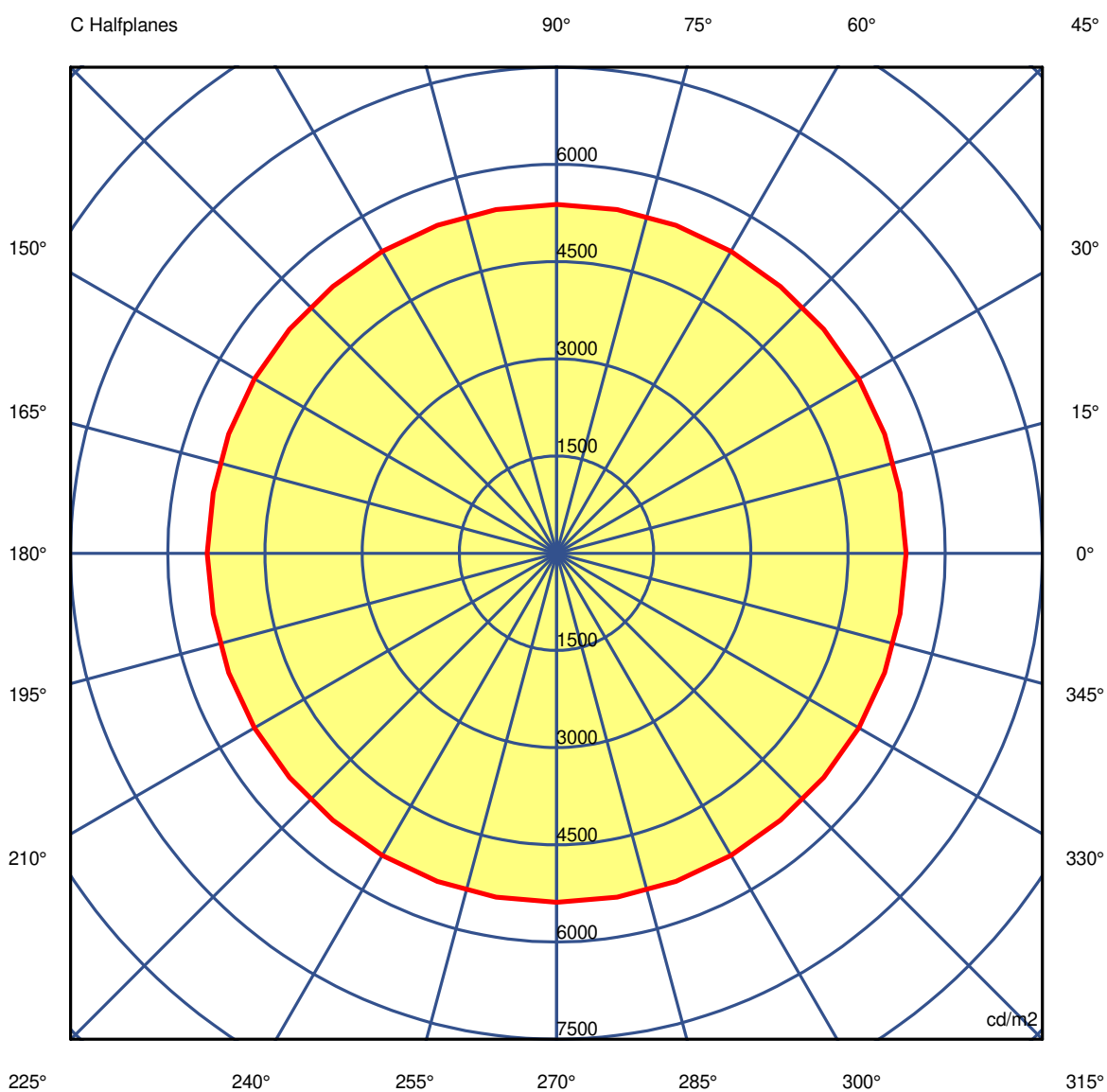
Code 90630L400
Name ROFY 85 /E D0400 LIGHT+ 840 LO

Measurem.

Code 4/8/2023
Name ROFY 85 /E D0400 LIGHT+ 840 LO

Luminaire Flux	2356 lm	Luminaire Power	16.5 W	Efficacy	143.073 lm/W	Efficiency	79.88%
Source Flux	2950 lm	Maximum value	294.40 cd/klm	Position	C=0.00 G=0.00	CG Double Symmetrical	

Luminance



45.0°

Luminaire

Code 90630L400

Name ROFY 85 /E D0400 LIGHT+ 840 LO

Measurement.

Code 4/8/2023

Name ROFY 85 /E D0400 LIGHT+ 840 LO

Luminaire Flux	2356 lm		Luminaire Power		16.5 W		Efficacy		143.073 lm/W		Efficiency		79.88%	
Source Flux	2950 lm		Maximum value		294.40 cd/klm		Position		C=0.00 G=0.00		CG		Double Symmetrical	
Luminance cd/m2 Table 1/3														
	C 0.00	C 10.00	C 20.00	C 30.00	C 40.00	C 50.00	C 60.00	C 70.00	C 80.00	C 90.00	C 100.00	C 110.00	C 120.00	
G 0.0	7991	7991	7991	7991	7991	7991	7991	7991	7991	7991	7991	7991	7991	
G 5.0	7764	7766	7766	7764	7761	7763	7766	7763	7761	7761	7761	7763	7766	
G 10.0	7520	7520	7520	7520	7518	7519	7523	7521	7519	7517	7519	7521	7523	
G 15.0	7258	7260	7261	7261	7258	7260	7264	7261	7257	7256	7257	7261	7264	
G 20.0	6984	6984	6984	6984	6981	6984	6989	6986	6982	6981	6982	6986	6989	
G 25.0	6690	6693	6692	6690	6690	6691	6693	6697	6697	6690	6697	6697	6693	
G 30.0	6383	6385	6386	6386	6384	6384	6386	6387	6391	6397	6391	6387	6386	
G 35.0	6060	6067	6066	6062	6071	6079	6079	6071	6068	6068	6068	6071	6079	
G 40.0	5731	5733	5739	5745	5736	5731	5731	5731	5731	5731	5731	5731	5731	
G 45.0	5392	5384	5385	5389	5381	5377	5383	5386	5386	5386	5386	5386	5383	
G 50.0	5008	5008	5003	4999	5015	5027	5020	5004	4999	5011	4999	5004	5020	
G 55.0	4616	4609	4604	4599	4593	4596	4606	4609	4608	4606	4608	4609	4606	
G 60.0	4155	4163	4167	4166	4163	4163	4166	4168	4162	4148	4162	4168	4166	
G 65.0	3676	3663	3664	3673	3667	3656	3650	3650	3646	3634	3646	3650	3650	
G 70.0	3144	3115	3104	3102	3087	3091	3106	3088	3076	3076	3076	3088	3106	
G 75.0	2497	2488	2477	2464	2455	2454	2454	2439	2422	2411	2422	2439	2454	
G 80.0	1779	1769	1766	1762	1732	1725	1734	1708	1694	1694	1694	1708	1734	
G 85.0	962	962	959	955	930	921	921	908	896	894	896	908	921	
G 90.0	336	290	297	319	273	270	310	285	263	284	263	285	310	

Luminaire

Code 90630L400

Name ROFY 85 /E D0400 LIGHT+ 840 LO

Measurement

Code 4/8/2023

Name ROFY 85 /E D0400 LIGHT+ 840 LO

Luminaire Flux	2356 lm		Luminaire Power		16.5 W		Efficacy		143.073 lm/W		Efficiency		79.88%	
Source Flux	2950 lm		Maximum value		294.40 cd/klm		Position		C=0.00 G=0.00		CG		Double Symmetrical	
Luminance cd/m2														
Table 2/3														
	C 130.00	C 140.00	C 150.00	C 160.00	C 170.00	C 180.00	C 190.00	C 200.00	C 210.00	C 220.00	C 230.00	C 240.00	C 250.00	
G 0.0	7991	7991	7991	7991	7991	7991	7991	7991	7991	7991	7991	7991	7991	
G 5.0	7763	7761	7764	7766	7766	7764	7766	7766	7764	7761	7763	7766	7763	
G 10.0	7519	7518	7520	7520	7520	7520	7520	7520	7520	7518	7519	7523	7521	
G 15.0	7260	7258	7261	7261	7260	7258	7260	7261	7261	7258	7260	7264	7261	
G 20.0	6984	6981	6984	6984	6984	6984	6984	6984	6984	6981	6984	6989	6986	
G 25.0	6691	6690	6690	6692	6693	6690	6693	6692	6690	6690	6691	6693	6697	
G 30.0	6384	6384	6386	6386	6385	6383	6385	6386	6386	6384	6384	6386	6387	
G 35.0	6079	6071	6062	6066	6067	6060	6067	6066	6062	6071	6079	6079	6071	
G 40.0	5731	5736	5745	5739	5733	5731	5733	5739	5745	5736	5731	5731	5731	
G 45.0	5377	5381	5389	5385	5384	5392	5384	5385	5389	5381	5377	5383	5386	
G 50.0	5027	5015	4999	5003	5008	5008	5008	5003	4999	5015	5027	5020	5004	
G 55.0	4596	4593	4599	4604	4609	4616	4609	4604	4599	4593	4596	4606	4609	
G 60.0	4163	4163	4166	4167	4163	4155	4163	4167	4166	4163	4163	4166	4168	
G 65.0	3656	3667	3673	3664	3663	3676	3663	3664	3673	3667	3656	3650	3650	
G 70.0	3091	3087	3102	3104	3115	3144	3115	3104	3102	3087	3091	3106	3088	
G 75.0	2454	2455	2464	2477	2488	2497	2488	2477	2464	2455	2454	2454	2439	
G 80.0	1725	1732	1762	1766	1769	1779	1769	1766	1762	1732	1725	1734	1708	
G 85.0	921	930	955	959	962	962	962	959	955	930	921	921	908	
G 90.0	270	273	319	297	290	336	290	297	319	273	270	310	285	

Luminaire

Code 90630L400

Name ROFY 85 /E D0400 LIGHT+ 840 LO

Measurem.

Code 4/8/2023

Name ROFY 85 /E D0400 LIGHT+ 840 LO

Luminaire Flux	2356 lm	Luminaire Power	16.5 W	Efficacy	143.073 lm/W	Efficiency	79.88%
Source Flux	2950 lm	Maximum value	294.40 cd/klm	Position	C=0.00 G=0.00	CG	Double Symmetrical

Luminance cd/m2 Table 3/3

	C 260.00	C 270.00	C 280.00	C 290.00	C 300.00	C 310.00	C 320.00	C 330.00	C 340.00	C 350.00
G 0.0	7991	7991	7991	7991	7991	7991	7991	7991	7991	7991
G 5.0	7761	7761	7761	7763	7766	7763	7761	7764	7766	7766
G 10.0	7519	7517	7519	7521	7523	7519	7518	7520	7520	7520
G 15.0	7257	7256	7257	7261	7264	7260	7258	7261	7261	7260
G 20.0	6982	6981	6982	6986	6989	6984	6981	6984	6984	6984
G 25.0	6697	6690	6697	6697	6693	6691	6690	6690	6692	6693
G 30.0	6391	6397	6391	6387	6386	6384	6384	6386	6386	6385
G 35.0	6068	6068	6068	6071	6079	6079	6071	6062	6066	6067
G 40.0	5731	5731	5731	5731	5731	5731	5736	5745	5739	5733
G 45.0	5386	5386	5386	5386	5383	5377	5381	5389	5385	5384
G 50.0	4999	5011	4999	5004	5020	5027	5015	4999	5003	5008
G 55.0	4608	4606	4608	4609	4606	4596	4593	4599	4604	4609
G 60.0	4162	4148	4162	4168	4166	4163	4163	4166	4167	4163
G 65.0	3646	3634	3646	3650	3650	3656	3667	3673	3664	3663
G 70.0	3076	3076	3076	3088	3106	3091	3087	3102	3104	3115
G 75.0	2422	2411	2422	2439	2454	2454	2455	2464	2477	2488
G 80.0	1694	1694	1694	1708	1734	1725	1732	1762	1766	1769
G 85.0	896	894	896	908	921	921	930	955	959	962
G 90.0	263	284	263	285	310	270	273	319	297	290