

Luminaire

Code 90632L115

Name ROFY 85 D/I D1150 LIGHT+ K3 840 LO

Measurem.

Code 4/8/2023

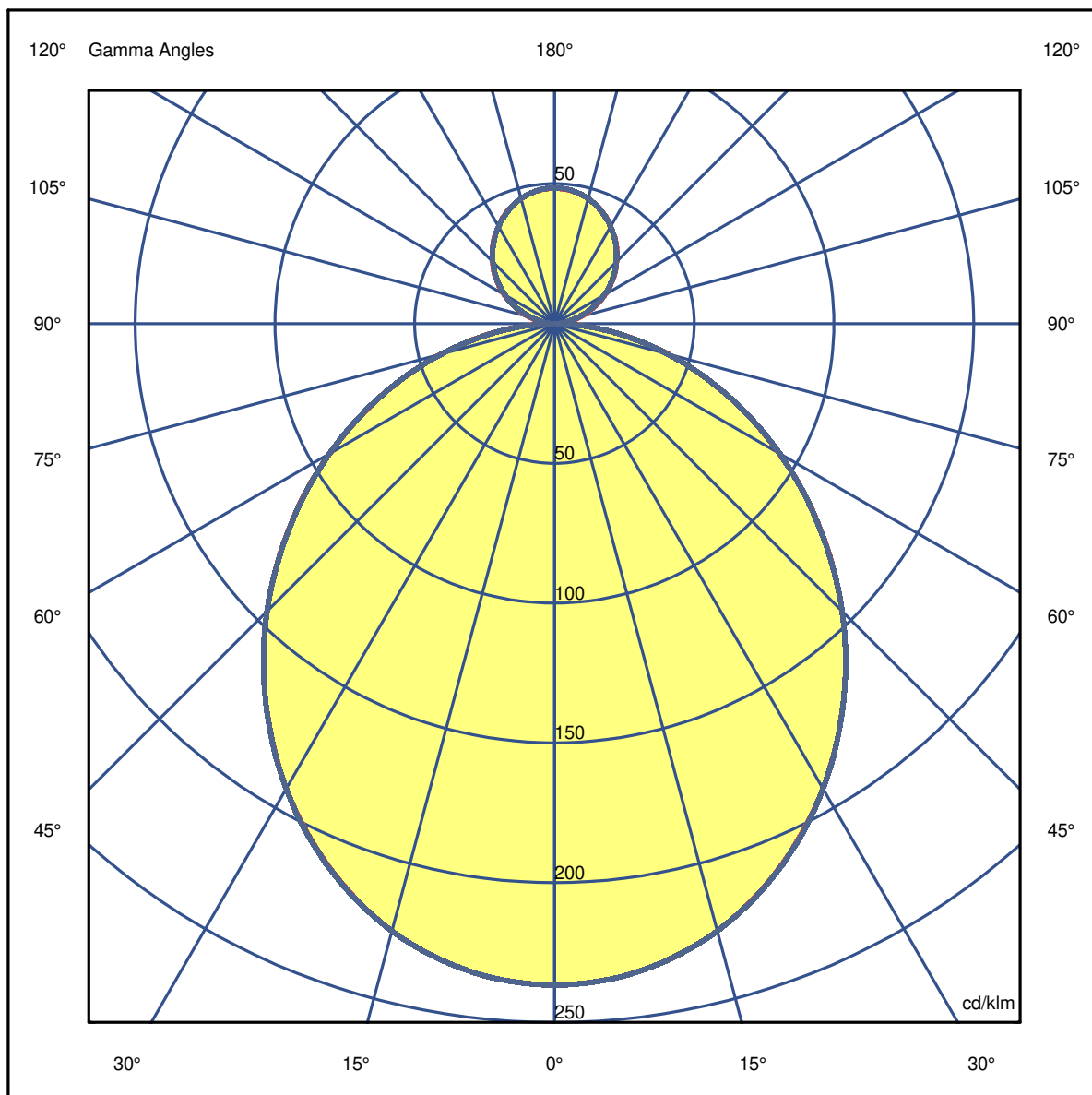
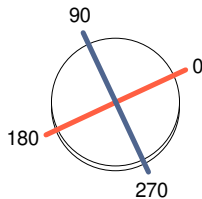
Name ROFY 85 D/I D1150 LIGHT+ K3 840 LO

Luminaire Flux	16548 lm	Luminaire Power	113.9 W	Efficacy	145.244 lm/W	Efficiency	76.98%
Source Flux	21496 lm	Maximum value	236.70 cd/klm	Position	C=0.00 G=0.00	CG	Double Symmetrical

Diam=1150mm

C Halfplanes

180.0 ————— 0.0
270.0 ————— 90.0



Luminaire

Code 90632L115

Name ROFY 85 D/I D1150 LIGHT+ K3 840 LO

Measurem.

Code 4/8/2023

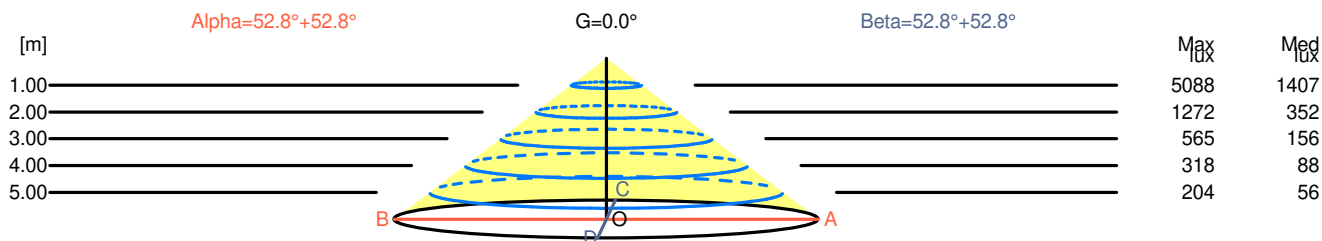
Name ROFY 85 D/I D1150 LIGHT+ K3 840 LO

Luminaire Flux	16548 lm	Luminaire Power	113.9 W	Efficacy	145.244 lm/W	Efficiency	76.98%
Source Flux	21496 lm	Maximum value	236.70 cd/klm	Position	C=0.00 G=0.00	CG	Double Symmetrical

Width at 50.00 % of Max Intensity

H[m]	1.00	2.00	3.00	4.00	5.00	H[m]	1.00	2.00	3.00	4.00	5.00
OA	1.32	2.64	3.96	5.27	6.59	OC	1.32	2.63	3.95	5.27	6.58
OB	1.32	2.64	3.96	5.27	6.59	OD	1.32	2.63	3.95	5.27	6.58

	0	5	15	25	35	45	55	65	75	85
OA	5088.10	5058.01	4834.45	4402.38	3815.54	3127.67	2379.61	1620.80	898.53	257.95
OB	5088.10	5058.01	4834.45	4402.38	3815.54	3127.67	2379.61	1620.80	898.53	257.95
OC	5088.10	5058.01	4834.45	4406.68	3817.69	3127.67	2377.46	1622.95	896.38	249.35
OD	5088.10	5058.01	4834.45	4406.68	3817.69	3127.67	2377.46	1622.95	896.38	249.35



H[m]	D[m]	Max lux	Med lux	Alpha=52.8°+52.8°	G=0.0	
1.00	2.64	5088	1407			
2.00	5.27	1272	352			
3.00	7.91	565	156			
4.00	10.55	318	88			
5.00	13.19	204	56			

H[m]	D[m]	Max lux	Med lux	Beta=52.8°+52.8°	G=0.0	
1.00	2.63	5088	1407			
2.00	5.27	1272	352			
3.00	7.90	565	156			
4.00	10.53	318	88			
5.00	13.17	204	56			

Luminaire

Code 90632L115
Name ROFY 85 D/I D1150 LIGHT+ K3 840 LO

Measurem.

Code 4/8/2023
Name ROFY 85 D/I D1150 LIGHT+ K3 840 LO

Luminaire Flux	16548 lm	Luminaire Power	113.9 W	Efficacy	145.244 lm/W	Efficiency	76.98%
Source Flux	21496 lm	Maximum value	236.70 cd/klm	Position	C=0.00 G=0.00	CG	Double Symmetrical

UGR
S = 0.250

Reflectancies										
Ceiling/Cavity	0.7	0.7	0.5	0.5	0.3	0.7	0.7	0.5	0.5	0.3
Walls	0.5	0.3	0.5	0.3	0.3	0.5	0.3	0.5	0.3	0.3
Working Plane	0.2	0.2	0.2	0.2	0.2	0.2	0.2	0.2	0.2	0.2
Room Dimensions	Lateral View					Viewed Endwise				
x=2H y=2H	15.9	17.0	16.5	17.5	18.1	15.9	17.0	16.5	17.5	18.1
x=2H y=3H	17.3	18.3	17.9	18.9	19.5	17.3	18.3	17.9	18.9	19.5
x=2H y=4H	17.9	18.8	18.5	19.3	20.0	17.9	18.8	18.5	19.3	20.0
x=2H y=6H	18.3	19.1	18.9	19.7	20.4	18.3	19.1	18.9	19.7	20.3
x=2H y=8H	18.4	19.2	19.0	19.8	20.4	18.3	19.2	19.0	19.8	20.4
x=2H y=12H	18.4	19.2	19.0	19.8	20.5	18.4	19.2	19.0	19.8	20.5
x=4H y=2H	16.5	17.4	17.1	18.0	18.6	16.5	17.4	17.1	18.0	18.6
x=4H y=3H	18.1	18.8	18.7	19.4	20.1	18.1	18.8	18.7	19.4	20.1
x=4H y=4H	18.7	19.4	19.4	20.1	20.8	18.7	19.4	19.4	20.0	20.8
x=4H y=6H	19.2	19.8	19.9	20.5	21.2	19.2	19.8	19.9	20.5	21.2
x=4H y=8H	19.4	19.9	20.0	20.6	21.3	19.4	19.9	20.0	20.6	21.3
x=4H y=12H	19.5	20.0	20.2	20.6	21.4	19.4	19.9	20.1	20.6	21.4
x=8H y=4H	18.9	19.5	19.6	20.2	20.9	18.9	19.5	19.6	20.2	20.9
x=8H y=6H	19.6	20.0	20.3	20.7	21.5	19.6	20.0	20.3	20.7	21.5
x=8H y=8H	19.8	20.2	20.5	20.9	21.7	19.8	20.2	20.5	20.9	21.7
x=8H y=12H	19.9	20.3	20.7	21.0	21.8	19.9	20.2	20.6	21.0	21.8
x=12H y=4H	18.9	19.4	19.6	20.1	20.9	18.9	19.4	19.6	20.1	20.9
x=12H y=6H	19.6	20.0	20.3	20.7	21.5	19.6	20.0	20.3	20.7	21.5
x=12H y=8H	19.8	20.2	20.6	20.9	21.8	19.8	20.2	20.6	20.9	21.7

Luminaire

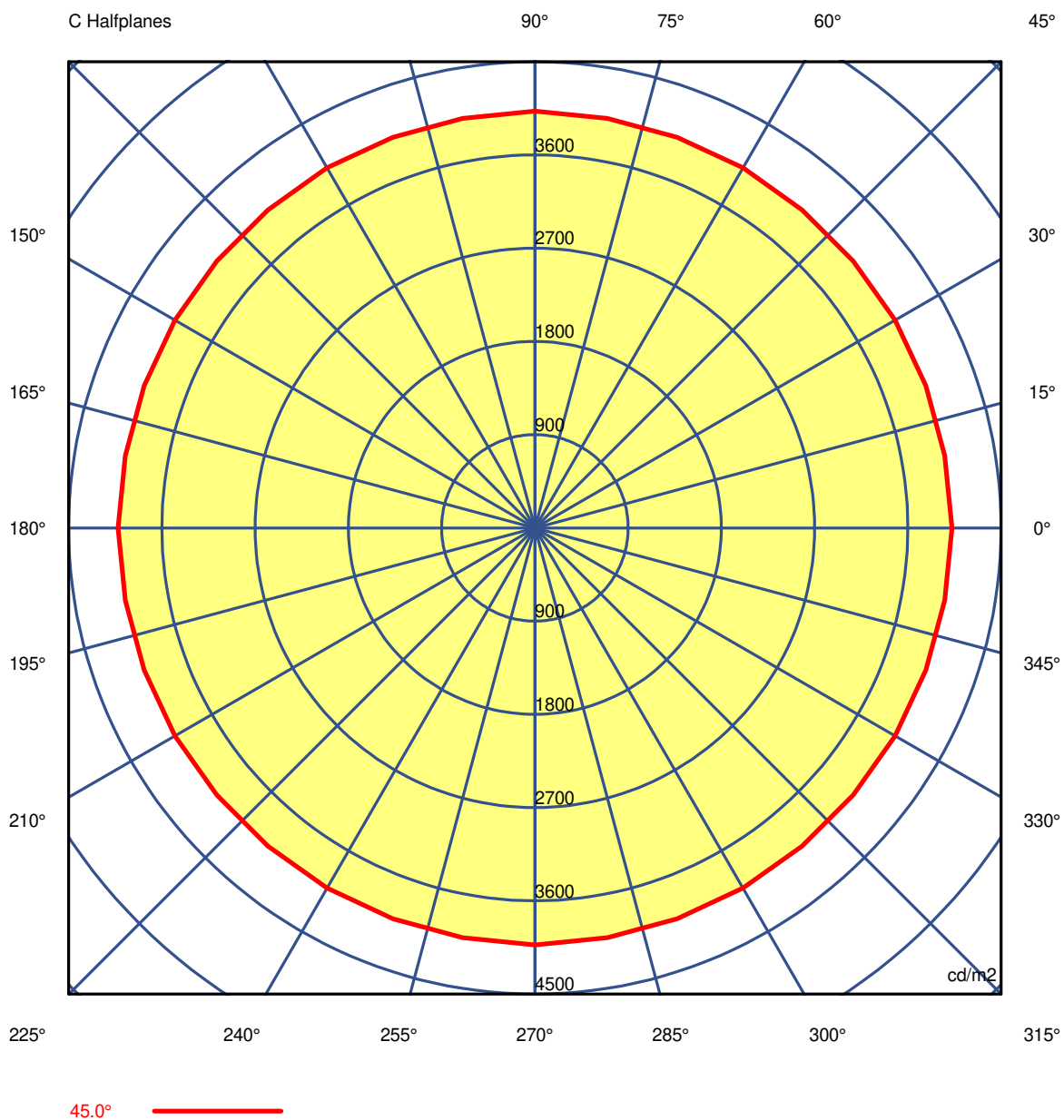
Code 90632L115
Name ROFY 85 D/I D1150 LIGHT+ K3 840 LO

Measurem.

Code 4/8/2023
Name ROFY 85 D/I D1150 LIGHT+ K3 840 LO

Luminaire Flux	16548 lm	Luminaire Power	113.9 W	Efficacy	145.244 lm/W	Efficiency	76.98%
Source Flux	21496 lm	Maximum value	236.70 cd/klm	Position	C=0.00 G=0.00	CG Double Symmetrical	

Luminance



Luminaire

Code 90632L115

Name ROFY 85 D/I D1150 LIGHT+ K3 840 LO

Measurement

Code 4/8/2023

Name ROFY 85 D/I D1150 LIGHT+ K3 840 LO

Luminaire Flux	16548 lm	Luminaire Power	113.9 W	Efficacy	145.244 lm/W	Efficiency	76.98%						
Source Flux	21496 lm	Maximum value	236.70 cd/klm	Position	C=0.00 G=0.00	CG	Double Symmetrical						
Luminance cd/m2													
Table 1/3													
	C 0.00	C 10.00	C 20.00	C 30.00	C 40.00	C 50.00	C 60.00	C 70.00	C 80.00	C 90.00	C 100.00	C 110.00	C 120.00
G 0.0	5074	5074	5074	5074	5074	5074	5074	5074	5074	5074	5074	5074	5074
G 5.0	5021	5021	5021	5021	5021	5021	5021	5019	5019	5021	5019	5019	5021
G 10.0	4951	4951	4951	4951	4949	4949	4951	4949	4949	4951	4949	4949	4951
G 15.0	4866	4864	4864	4864	4860	4861	4864	4861	4860	4866	4860	4861	4864
G 20.0	4759	4759	4759	4759	4755	4755	4757	4757	4758	4761	4758	4757	4757
G 25.0	4636	4639	4638	4634	4632	4634	4636	4635	4635	4641	4635	4635	4636
G 30.0	4505	4500	4499	4501	4497	4496	4498	4496	4498	4505	4498	4496	4498
G 35.0	4353	4351	4350	4350	4348	4349	4350	4348	4349	4355	4349	4348	4350
G 40.0	4196	4189	4188	4190	4187	4185	4185	4187	4190	4196	4190	4187	4185
G 45.0	4025	4016	4014	4014	4010	4010	4014	4014	4016	4025	4016	4014	4014
G 50.0	3837	3830	3827	3825	3820	3820	3825	3827	3830	3834	3830	3827	3825
G 55.0	3639	3635	3629	3623	3623	3623	3623	3624	3629	3636	3629	3624	3623
G 60.0	3416	3414	3410	3405	3398	3401	3409	3406	3407	3420	3407	3406	3409
G 65.0	3173	3167	3161	3156	3153	3151	3151	3159	3169	3177	3169	3159	3151
G 70.0	2888	2877	2869	2863	2858	2859	2863	2868	2878	2893	2878	2868	2863
G 75.0	2550	2532	2522	2514	2499	2497	2507	2515	2526	2544	2526	2515	2507
G 80.0	2104	2079	2069	2064	2046	2040	2048	2052	2064	2088	2064	2052	2048
G 85.0	1409	1389	1385	1385	1353	1338	1338	1347	1354	1362	1354	1347	1338
G 90.0	604	633	664	627	451	380	380	327	267	246	267	327	380

Luminaire

Code 90632L115

Name ROFY 85 D/I D1150 LIGHT+ K3 840 LO

Measurement

Code 4/8/2023

Name ROFY 85 D/I D1150 LIGHT+ K3 840 LO

Luminaire Flux	16548 lm	Luminaire Power		113.9 W		Efficacy		145.244 lm/W		Efficiency		76.98%	
Source Flux	21496 lm	Maximum value		236.70 cd/klm		Position		C=0.00 G=0.00		CG		Double Symmetrical	
Luminance cd/m2 Table 2/3													
	C 130.00	C 140.00	C 150.00	C 160.00	C 170.00	C 180.00	C 190.00	C 200.00	C 210.00	C 220.00	C 230.00	C 240.00	C 250.00
G 0.0	5074	5074	5074	5074	5074	5074	5074	5074	5074	5074	5074	5074	5074
G 5.0	5021	5021	5021	5021	5021	5021	5021	5021	5021	5021	5021	5021	5019
G 10.0	4949	4949	4951	4951	4951	4951	4951	4951	4951	4949	4949	4951	4949
G 15.0	4861	4860	4864	4864	4864	4866	4864	4864	4864	4860	4861	4864	4861
G 20.0	4755	4755	4759	4759	4759	4759	4759	4759	4759	4755	4755	4757	4757
G 25.0	4634	4632	4634	4638	4639	4636	4639	4638	4634	4632	4634	4636	4635
G 30.0	4496	4497	4501	4499	4500	4505	4500	4499	4501	4497	4496	4498	4496
G 35.0	4349	4348	4350	4350	4351	4353	4351	4350	4350	4348	4349	4350	4348
G 40.0	4185	4187	4190	4188	4189	4196	4189	4188	4190	4187	4185	4185	4187
G 45.0	4010	4010	4014	4014	4016	4025	4016	4014	4014	4010	4010	4014	4014
G 50.0	3820	3820	3825	3827	3830	3837	3830	3827	3825	3820	3820	3825	3827
G 55.0	3623	3623	3623	3629	3635	3639	3635	3629	3623	3623	3623	3623	3624
G 60.0	3401	3398	3405	3410	3414	3416	3414	3410	3405	3398	3401	3409	3406
G 65.0	3151	3153	3156	3161	3167	3173	3167	3161	3156	3153	3151	3151	3159
G 70.0	2859	2858	2863	2869	2877	2888	2877	2869	2863	2858	2859	2863	2868
G 75.0	2497	2499	2514	2522	2532	2550	2532	2522	2514	2499	2497	2507	2515
G 80.0	2040	2046	2064	2069	2079	2104	2079	2069	2064	2046	2040	2048	2052
G 85.0	1338	1353	1385	1385	1389	1409	1389	1385	1385	1353	1338	1338	1347
G 90.0	380	451	627	664	633	604	633	664	627	451	380	380	327

Luminaire

Code 90632L115

Name ROFY 85 D/I D1150 LIGHT+ K3 840 LO

Measurem.

Code 4/8/2023

Name ROFY 85 D/I D1150 LIGHT+ K3 840 LO

Luminaire Flux	16548 lm	Luminaire Power	113.9 W	Efficacy	145.244 lm/W	Efficiency	76.98%
Source Flux	21496 lm	Maximum value	236.70 cd/klm	Position	C=0.00 G=0.00	CG	Double Symmetrical

Luminance cd/m2 Table 3/3

	C 260.00	C 270.00	C 280.00	C 290.00	C 300.00	C 310.00	C 320.00	C 330.00	C 340.00	C 350.00
G 0.0	5074	5074	5074	5074	5074	5074	5074	5074	5074	5074
G 5.0	5019	5021	5019	5019	5021	5021	5021	5021	5021	5021
G 10.0	4949	4951	4949	4949	4951	4949	4949	4951	4951	4951
G 15.0	4860	4866	4860	4861	4864	4861	4860	4864	4864	4864
G 20.0	4758	4761	4758	4757	4757	4755	4755	4759	4759	4759
G 25.0	4635	4641	4635	4635	4636	4634	4632	4634	4638	4639
G 30.0	4498	4505	4498	4496	4498	4496	4497	4501	4499	4500
G 35.0	4349	4355	4349	4348	4350	4349	4348	4350	4350	4351
G 40.0	4190	4196	4190	4187	4185	4185	4187	4190	4188	4189
G 45.0	4016	4025	4016	4014	4014	4010	4010	4014	4014	4016
G 50.0	3830	3834	3830	3827	3825	3820	3820	3825	3827	3830
G 55.0	3629	3636	3629	3624	3623	3623	3623	3623	3629	3635
G 60.0	3407	3420	3407	3406	3409	3401	3398	3405	3410	3414
G 65.0	3169	3177	3169	3159	3151	3151	3153	3156	3161	3167
G 70.0	2878	2893	2878	2868	2863	2859	2858	2863	2869	2877
G 75.0	2526	2544	2526	2515	2507	2497	2499	2514	2522	2532
G 80.0	2064	2088	2064	2052	2048	2040	2046	2064	2069	2079
G 85.0	1354	1362	1354	1347	1338	1338	1353	1385	1385	1389
G 90.0	267	246	267	327	380	380	451	627	664	633