

**Luminaire**

Code 90635L900

Name CONCEPT O 65 D0900 LIGHT+ K3 830

**Measurem.**

Code 31/7/2023

Name CONCEPT O 65 D0900 LIGHT+ K3 830

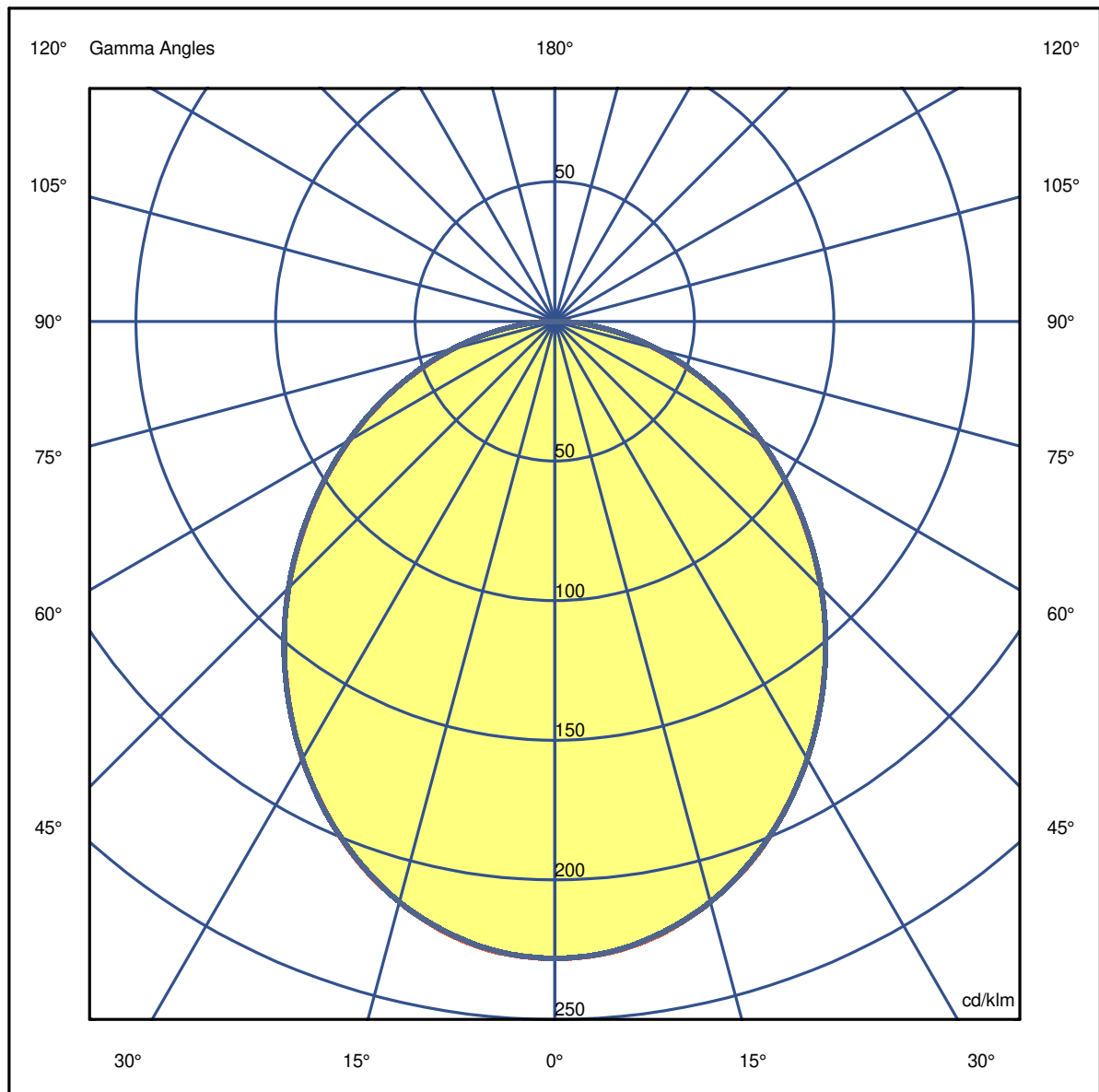
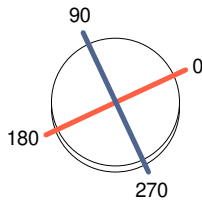
Luminaire Flux	5529 lm	Luminaire Power	53.6 W	Efficacy	103.062 lm/W	Efficiency	59.07%
Source Flux	9360 lm	Maximum value	228.20 cd/klm	Position	C=0.00 G=0.00	CG	Double Symmetrical

Diam=900mm

C Halfplanes

180.0 — 0.0

270.0 — 90.0



**Luminaire**

Code 90635L900

Name CONCEPT O 65 D0900 LIGHT+ K3 830

**Measurem.**

Code 31/7/2023

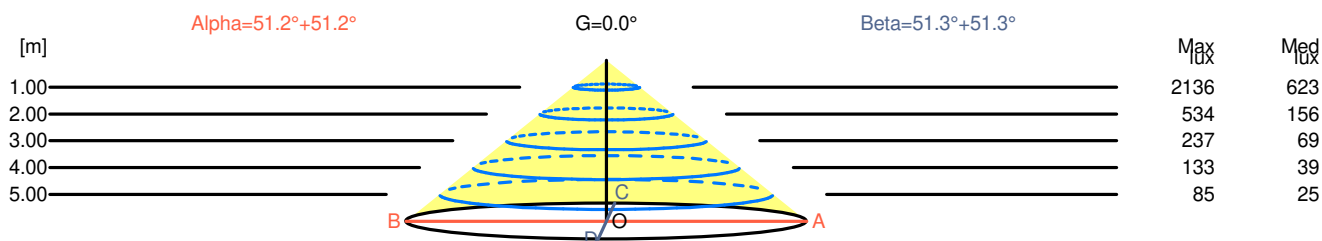
Name CONCEPT O 65 D0900 LIGHT+ K3 830

Luminaire Flux	5529 lm	Luminaire Power	53.6 W	Efficacy	103.062 lm/W	Efficiency	59.07%
Source Flux	9360 lm	Maximum value	228.20 cd/klm	Position	C=0.00 G=0.00	CG	Double Symmetrical

Width at 50.00 % of Max Intensity

H[m]	1.00	2.00	3.00	4.00	5.00	H[m]	1.00	2.00	3.00	4.00	5.00
OA	1.24	2.49	3.73	4.98	6.22	OC	1.25	2.50	3.75	5.00	6.24
OB	1.24	2.49	3.73	4.98	6.22	OD	1.25	2.50	3.75	5.00	6.24

	0	5	15	25	35	45	55	65	75	85
OA	2135.95	2122.85	2014.27	1815.84	1555.63	1262.66	950.04	643.97	351.00	96.41
OB	2135.95	2122.85	2014.27	1815.84	1555.63	1262.66	950.04	643.97	351.00	96.41
OC	2135.95	2120.98	2014.27	1816.78	1556.57	1262.66	951.91	645.84	354.74	95.47
OD	2135.95	2120.98	2014.27	1816.78	1556.57	1262.66	951.91	645.84	354.74	95.47



H[m]	D[m]	Max lux	Med lux	Alpha=51.2°+51.2°	G=0.0
1.00	2.49	2136	623		
2.00	4.98	534	156		
3.00	7.47	237	69		
4.00	9.96	133	39		
5.00	12.45	85	25		

H[m]	D[m]	Max lux	Med lux	Beta=51.3°+51.3°	G=0.0
1.00	2.50	2136	623		
2.00	5.00	534	156		
3.00	7.49	237	69		
4.00	9.99	133	39		
5.00	12.49	85	25		

**Luminaire**

Code 90635L900

Name CONCEPT O 65 D0900 LIGHT+ K3 830

**Measurem.**

Code 31/7/2023

Name CONCEPT O 65 D0900 LIGHT+ K3 830

Luminaire Flux	5529 lm	Luminaire Power	53.6 W	Efficacy	103.062 lm/W	Efficiency	59.07%
Source Flux	9360 lm	Maximum value	228.20 cd/klm	Position	C=0.00 G=0.00	CG	Double Symmetrical

**UGR**  
S = 0.250

Reflectancies										
Ceiling/Cavity	0.7	0.7	0.5	0.5	0.3	0.7	0.7	0.5	0.5	0.3
Walls	0.5	0.3	0.5	0.3	0.3	0.5	0.3	0.5	0.3	0.3
Working Plane	0.2	0.2	0.2	0.2	0.2	0.2	0.2	0.2	0.2	0.2
Room Dimensions										
Lateral View					Viewed Endwise					
x=2H y=2H	15.4	16.7	15.7	16.9	17.1	15.4	16.7	15.7	16.9	17.1
x=2H y=3H	16.7	17.9	17.1	18.2	18.5	16.8	18.0	17.1	18.2	18.5
x=2H y=4H	17.3	18.4	17.6	18.7	19.0	17.3	18.4	17.6	18.7	19.0
x=2H y=6H	17.7	18.7	18.0	19.0	19.3	17.7	18.7	18.0	19.0	19.3
x=2H y=8H	17.7	18.7	18.1	19.1	19.4	17.8	18.8	18.2	19.1	19.4
x=2H y=12H	17.8	18.7	18.2	19.1	19.4	17.8	18.8	18.2	19.1	19.4
x=4H y=2H	16.0	17.1	16.3	17.4	17.7	16.0	17.1	16.3	17.4	17.7
x=4H y=3H	17.6	18.5	17.9	18.8	19.2	17.6	18.5	17.9	18.8	19.2
x=4H y=4H	18.2	19.1	18.6	19.4	19.8	18.2	19.1	18.6	19.4	19.8
x=4H y=6H	18.7	19.4	19.1	19.8	20.2	18.7	19.4	19.1	19.8	20.2
x=4H y=8H	18.8	19.5	19.3	19.9	20.3	18.9	19.5	19.3	19.9	20.4
x=4H y=12H	18.9	19.5	19.4	19.9	20.4	19.0	19.6	19.4	20.0	20.4
x=8H y=4H	18.5	19.1	18.9	19.5	20.0	18.5	19.2	18.9	19.6	20.0
x=8H y=6H	19.1	19.6	19.5	20.1	20.5	19.1	19.6	19.5	20.1	20.5
x=8H y=8H	19.3	19.8	19.8	20.2	20.7	19.3	19.8	19.8	20.3	20.7
x=8H y=12H	19.4	19.8	19.9	20.3	20.8	19.4	19.8	19.9	20.3	20.8
x=12H y=4H	18.5	19.1	18.9	19.5	20.0	18.5	19.1	19.0	19.5	20.0
x=12H y=6H	19.1	19.6	19.6	20.1	20.5	19.1	19.6	19.6	20.1	20.6
x=12H y=8H	19.3	19.8	19.8	20.2	20.7	19.4	19.8	19.9	20.3	20.8

**Luminaire**

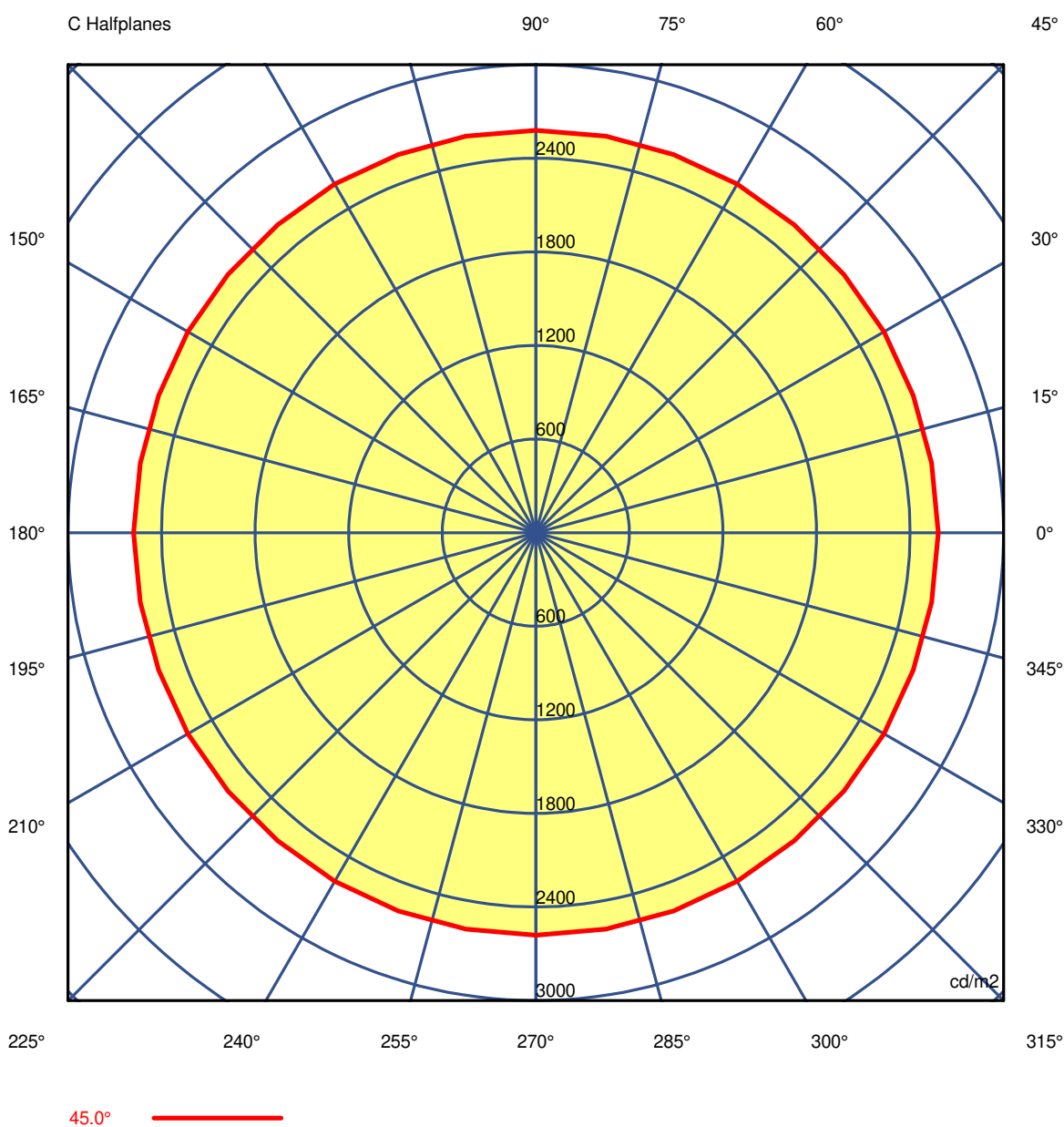
Code 90635L900  
Name CONCEPT O 65 D0900 LIGHT+ K3 830

**Measurem.**

Code 31/7/2023  
Name CONCEPT O 65 D0900 LIGHT+ K3 830

Luminaire Flux	5529 lm	Luminaire Power	53.6 W	Efficacy	103.062 lm/W	Efficiency	59.07%
Source Flux	9360 lm	Maximum value	228.20 cd/klm	Position	C=0.00 G=0.00	CG Double Symmetrical	

Luminance



**Luminaire**

Code 90635L900

Name CONCEPT O 65 D0900 LIGHT+ K3 830

**Measurem.**

Code 31/7/2023

Name CONCEPT O 65 D0900 LIGHT+ K3 830

Luminaire Flux	5529 lm		Luminaire Power		53.6 W		Efficacy		103.062 lm/W		Efficiency		59.07%	
Source Flux	9360 lm		Maximum value		228.20 cd/klm		Position		C=0.00 G=0.00		CG		Double Symmetrical	
Luminance cd/m2 Table 1/3														
	C 0.00	C 10.00	C 20.00	C 30.00	C 40.00	C 50.00	C 60.00	C 70.00	C 80.00	C 90.00	C 100.00	C 110.00	C 120.00	
G 0.0	3464	3464	3464	3464	3464	3464	3464	3464	3464	3464	3464	3464	3464	
G 5.0	3420	3419	3418	3418	3417	3417	3418	3419	3418	3417	3418	3419	3418	
G 10.0	3356	3355	3354	3353	3353	3354	3355	3355	3354	3352	3354	3355	3355	
G 15.0	3275	3274	3274	3275	3273	3273	3275	3275	3275	3275	3275	3275	3275	
G 20.0	3183	3181	3180	3180	3179	3179	3182	3182	3181	3180	3181	3182	3182	
G 25.0	3075	3073	3073	3073	3074	3075	3076	3076	3076	3076	3076	3076	3076	
G 30.0	2962	2960	2959	2959	2959	2960	2962	2963	2962	2961	2962	2963	2962	
G 35.0	2838	2836	2836	2836	2837	2839	2841	2841	2840	2839	2840	2841	2841	
G 40.0	2713	2710	2709	2709	2709	2711	2714	2714	2713	2713	2713	2714	2714	
G 45.0	2581	2576	2576	2577	2577	2578	2581	2581	2581	2581	2581	2581	2581	
G 50.0	2437	2435	2435	2437	2437	2438	2441	2441	2441	2443	2441	2441	2441	
G 55.0	2287	2290	2289	2287	2291	2292	2292	2295	2296	2292	2296	2295	2292	
G 60.0	2130	2128	2128	2130	2130	2132	2135	2135	2135	2135	2135	2135	2135	
G 65.0	1958	1954	1953	1956	1956	1958	1961	1959	1959	1964	1959	1959	1961	
G 70.0	1751	1748	1750	1755	1755	1756	1758	1758	1760	1765	1760	1758	1758	
G 75.0	1511	1504	1505	1511	1508	1507	1511	1513	1518	1527	1518	1513	1511	
G 80.0	1198	1194	1193	1193	1188	1191	1198	1198	1199	1203	1199	1198	1198	
G 85.0	749	725	720	720	702	705	727	723	723	741	723	723	727	
G 90.0	348	235	221	261	224	227	273	243	221	249	221	243	273	

**Luminaire**

Code 90635L900

Name CONCEPT O 65 D0900 LIGHT+ K3 830

**Measurem.**

Code 31/7/2023

Name CONCEPT O 65 D0900 LIGHT+ K3 830

Luminaire Flux	5529 lm		Luminaire Power		53.6 W		Efficacy		103.062 lm/W		Efficiency		59.07%	
Source Flux	9360 lm		Maximum value		228.20 cd/klm		Position		C=0.00 G=0.00		CG		Double Symmetrical	
Luminance cd/m2      Table 2/3														
	C 130.00	C 140.00	C 150.00	C 160.00	C 170.00	C 180.00	C 190.00	C 200.00	C 210.00	C 220.00	C 230.00	C 240.00	C 250.00	
G 0.0	3464	3464	3464	3464	3464	3464	3464	3464	3464	3464	3464	3464	3464	
G 5.0	3417	3417	3418	3418	3419	3420	3419	3418	3418	3417	3417	3418	3419	
G 10.0	3354	3353	3353	3354	3355	3356	3355	3354	3353	3353	3354	3355	3355	
G 15.0	3273	3273	3275	3274	3274	3275	3274	3274	3275	3273	3273	3275	3275	
G 20.0	3179	3179	3180	3180	3181	3183	3181	3180	3180	3179	3179	3182	3182	
G 25.0	3075	3074	3073	3073	3073	3075	3073	3073	3073	3074	3075	3076	3076	
G 30.0	2960	2959	2959	2959	2960	2962	2960	2959	2959	2959	2960	2962	2963	
G 35.0	2839	2837	2836	2836	2836	2838	2836	2836	2836	2837	2839	2841	2841	
G 40.0	2711	2709	2709	2709	2710	2713	2710	2709	2709	2709	2711	2714	2714	
G 45.0	2578	2577	2577	2576	2576	2581	2576	2576	2577	2577	2578	2581	2581	
G 50.0	2438	2437	2437	2435	2435	2437	2435	2435	2437	2437	2438	2441	2441	
G 55.0	2292	2291	2287	2289	2290	2287	2290	2289	2287	2291	2292	2292	2295	
G 60.0	2132	2130	2130	2128	2128	2130	2128	2128	2130	2130	2132	2135	2135	
G 65.0	1958	1956	1956	1953	1954	1958	1954	1953	1956	1956	1958	1961	1959	
G 70.0	1756	1755	1755	1750	1748	1751	1748	1750	1755	1755	1756	1758	1758	
G 75.0	1507	1508	1511	1505	1504	1511	1504	1505	1511	1508	1507	1511	1513	
G 80.0	1191	1188	1193	1193	1194	1198	1194	1193	1193	1188	1191	1198	1198	
G 85.0	705	702	720	720	725	749	725	720	720	702	705	727	723	
G 90.0	227	224	261	221	235	348	235	221	261	224	227	273	243	

**Luminaire**

Code 90635L900

Name CONCEPT O 65 D0900 LIGHT+ K3 830

**Measurem.**

Code 31/7/2023

Name CONCEPT O 65 D0900 LIGHT+ K3 830

Luminaire Flux	5529 lm	Luminaire Power		53.6 W		Efficacy	103.062 lm/W		Efficiency		59.07%
Source Flux	9360 lm	Maximum value		228.20 cd/klm		Position	C=0.00 G=0.00		CG	Double Symmetrical	
Luminance cd/m2 Table 3/3											
	C 260.00	C 270.00	C 280.00	C 290.00	C 300.00	C 310.00	C 320.00	C 330.00	C 340.00	C 350.00	
G 0.0	3464	3464	3464	3464	3464	3464	3464	3464	3464	3464	
G 5.0	3418	3417	3418	3419	3418	3417	3417	3418	3418	3419	
G 10.0	3354	3352	3354	3355	3355	3354	3353	3353	3354	3355	
G 15.0	3275	3275	3275	3275	3275	3273	3273	3275	3274	3274	
G 20.0	3181	3180	3181	3182	3182	3179	3179	3180	3180	3181	
G 25.0	3076	3076	3076	3076	3076	3075	3074	3073	3073	3073	
G 30.0	2962	2961	2962	2963	2962	2960	2959	2959	2959	2960	
G 35.0	2840	2839	2840	2841	2841	2839	2837	2836	2836	2836	
G 40.0	2713	2713	2713	2714	2714	2711	2709	2709	2709	2710	
G 45.0	2581	2581	2581	2581	2581	2578	2577	2577	2576	2576	
G 50.0	2441	2443	2441	2441	2441	2438	2437	2437	2435	2435	
G 55.0	2296	2292	2296	2295	2292	2292	2291	2287	2289	2290	
G 60.0	2135	2135	2135	2135	2135	2132	2130	2130	2128	2128	
G 65.0	1959	1964	1959	1959	1961	1958	1956	1956	1953	1954	
G 70.0	1760	1765	1760	1758	1758	1756	1755	1755	1750	1748	
G 75.0	1518	1527	1518	1513	1511	1507	1508	1511	1505	1504	
G 80.0	1199	1203	1199	1198	1198	1191	1188	1193	1193	1194	
G 85.0	723	741	723	723	727	705	702	720	720	725	
G 90.0	221	249	221	243	273	227	224	261	221	235	