

Luminaire

Code 90636L900

Name CONCEPT O 65 D/I D0900 LIGHT+ K3 830

Measurem.

Code 31/7/2023

Name CONCEPT O 65 D/I D0900 LIGHT+ K3 830

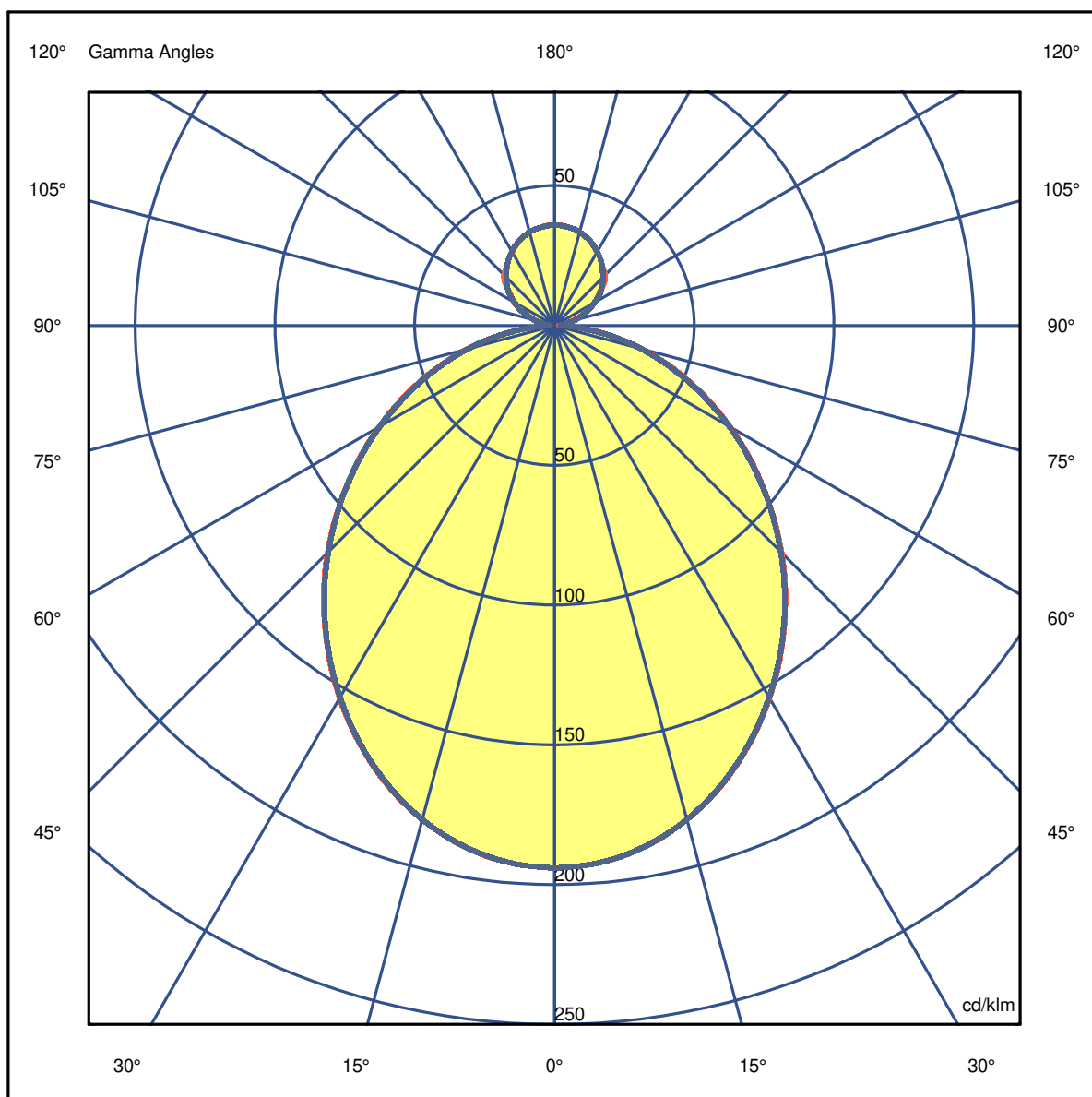
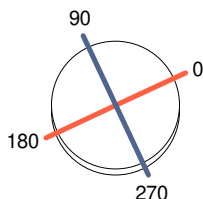
Luminaire Flux	6690 lm	Luminaire Power	62.7 W	Efficacy	106.761 lm/W	Efficiency	60.93%
Source Flux	10980 lm	Maximum value	194.00 cd/klm	Position	C=0.00 G=0.00	CG	Double Symmetrical

Diam=900mm

C Halfplanes

180.0 ——— 0.0

270.0 ——— 90.0



Luminaire

Code 90636L900
Name CONCEPT O 65 D/I D0900 LIGHT+ K3 830

Measurem.

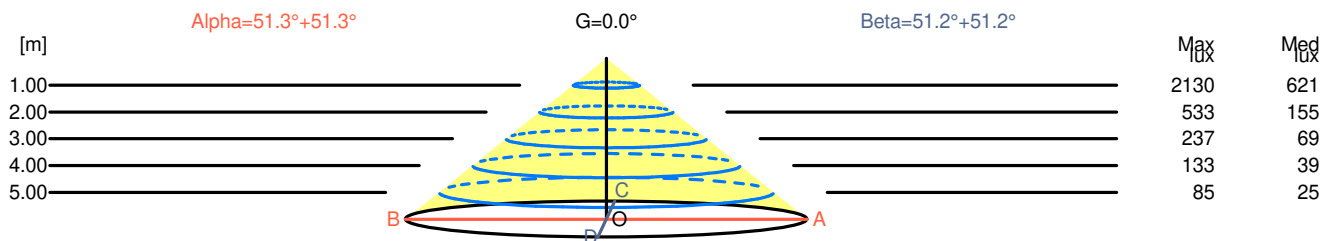
Code 31/7/2023
Name CONCEPT O 65 D/I D0900 LIGHT+ K3 830

Luminaire Flux	6690 lm	Luminaire Power	62.7 W	Efficacy	106.761 lm/W	Efficiency	60.93%
Source Flux	10980 lm	Maximum value	194.00 cd/klm	Position	C=0.00 G=0.00	CG	Double Symmetrical

Width at 50.00 % of Max Intensity

H[m]	1.00	2.00	3.00	4.00	5.00	H[m]	1.00	2.00	3.00	4.00	5.00
OA	1.25	2.50	3.75	4.99	6.24	OC	1.25	2.49	3.74	4.98	6.23
OB	1.25	2.50	3.75	4.99	6.24	OD	1.25	2.49	3.74	4.98	6.23

	0	5	15	25	35	45	55	65	75	85
OA	2130.12	2115.85	2008.24	1811.70	1553.67	1261.60	950.87	644.53	354.65	95.53
OB	2130.12	2115.85	2008.24	1811.70	1553.67	1261.60	950.87	644.53	354.65	95.53
OC	2130.12	2115.85	2008.24	1809.50	1550.38	1256.11	946.48	637.94	349.16	95.53
OD	2130.12	2115.85	2008.24	1809.50	1550.38	1256.11	946.48	637.94	349.16	95.53



H[m]	D[m]	Max lux	Med lux	Alpha=51.3°+51.3°	G=0.0	
1.00	2.50	2130	621			
2.00	4.99	533	155			
3.00	7.49	237	69			
4.00	9.99	133	39			
5.00	12.49	85	25			

H[m]	D[m]	Max lux	Med lux	Beta=51.2°+51.2°	G=0.0	
1.00	2.49	2130	621			
2.00	4.98	533	155			
3.00	7.47	237	69			
4.00	9.96	133	39			
5.00	12.45	85	25			

Luminaire

Code 90636L900

Name CONCEPT O 65 D/I D0900 LIGHT+ K3 830

Measurem.

Code 31/7/2023

Name CONCEPT O 65 D/I D0900 LIGHT+ K3 830

Luminaire Flux	6690 lm	Luminaire Power	62.7 W	Efficacy	106.761 lm/W	Efficiency	60.93%
Source Flux	10980 lm	Maximum value	194.00 cd/klm	Position	C=0.00 G=0.00	CG	Double Symmetrical

UGR
S = 0.250

Reflectancies										
Ceiling/Cavity	0.7	0.7	0.5	0.5	0.3	0.7	0.7	0.5	0.5	0.3
Walls	0.5	0.3	0.5	0.3	0.3	0.5	0.3	0.5	0.3	0.3
Working Plane	0.2	0.2	0.2	0.2	0.2	0.2	0.2	0.2	0.2	0.2
Room Dimensions										
Room Dimensions	Lateral View					Viewed Endwise				
x=2H y=2H	14.3	15.4	14.9	15.9	16.5	14.3	15.4	14.8	15.9	16.5
x=2H y=3H	15.7	16.7	16.2	17.2	17.8	15.6	16.6	16.2	17.2	17.8
x=2H y=4H	16.2	17.1	16.8	17.7	18.3	16.2	17.1	16.7	17.6	18.3
x=2H y=6H	16.5	17.4	17.1	18.0	18.6	16.5	17.3	17.1	17.9	18.6
x=2H y=8H	16.6	17.4	17.2	18.0	18.7	16.6	17.4	17.2	18.0	18.7
x=2H y=12H	16.7	17.4	17.3	18.0	18.7	16.6	17.4	17.2	18.0	18.7
x=4H y=2H	14.9	15.8	15.4	16.3	17.0	14.9	15.8	15.4	16.3	17.0
x=4H y=3H	16.4	17.2	17.0	17.8	18.5	16.4	17.1	17.0	17.7	18.4
x=4H y=4H	17.0	17.7	17.7	18.3	19.0	17.0	17.7	17.6	18.3	19.0
x=4H y=6H	17.5	18.1	18.1	18.7	19.4	17.4	18.0	18.1	18.7	19.4
x=4H y=8H	17.6	18.1	18.3	18.8	19.6	17.6	18.1	18.2	18.8	19.5
x=4H y=12H	17.7	18.1	18.4	18.8	19.6	17.6	18.1	18.3	18.8	19.6
x=8H y=4H	17.2	17.8	17.9	18.4	19.2	17.2	17.7	17.9	18.4	19.2
x=8H y=6H	17.8	18.2	18.5	18.9	19.7	17.8	18.2	18.5	18.9	19.7
x=8H y=8H	18.0	18.4	18.7	19.1	19.9	18.0	18.3	18.7	19.0	19.9
x=8H y=12H	18.1	18.4	18.8	19.2	20.0	18.1	18.4	18.8	19.1	20.0
x=12H y=4H	17.2	17.7	17.9	18.4	19.2	17.2	17.7	17.9	18.3	19.1
x=12H y=6H	17.8	18.2	18.5	18.9	19.7	17.8	18.2	18.5	18.9	19.7
x=12H y=8H	18.0	18.4	18.8	19.1	19.9	18.0	18.3	18.7	19.1	19.9

Luminaire

Code 90636L900

Name CONCEPT O 65 D/I D0900 LIGHT+ K3 830

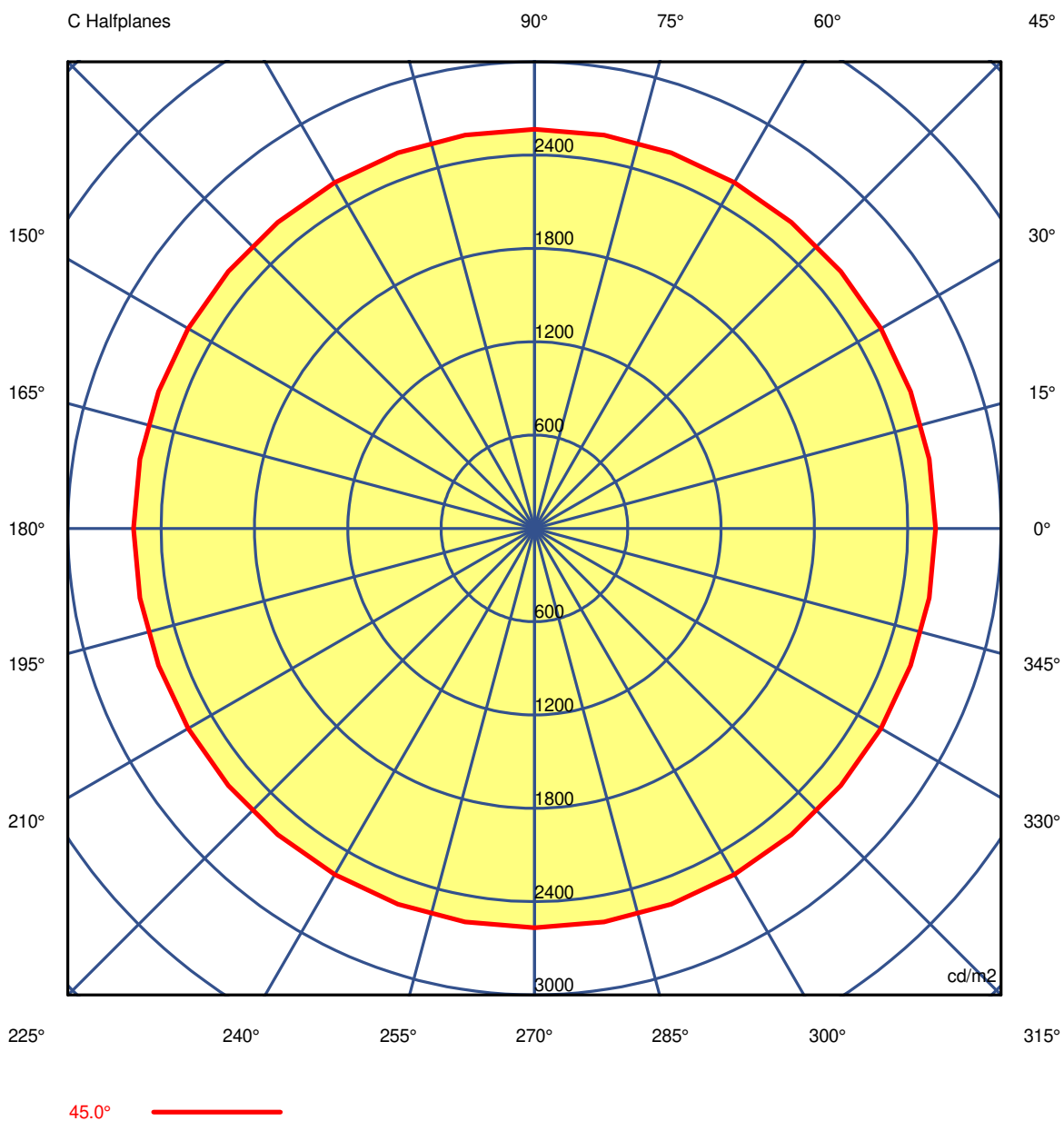
Measurem.

Code 31/7/2023

Name CONCEPT O 65 D/I D0900 LIGHT+ K3 830

Luminaire Flux	6690 lm	Luminaire Power	62.7 W	Efficacy	106.761 lm/W	Efficiency	60.93%
Source Flux	10980 lm	Maximum value	194.00 cd/klm	Position	C=0.00 G=0.00	CG	Double Symmetrical

Luminance



Luminaire

Code 90636L900

Name CONCEPT O 65 D/I D0900 LIGHT+ K3 830

Measurem.

Code 31/7/2023

Name CONCEPT O 65 D/I D0900 LIGHT+ K3 830

Luminaire Flux	6690 lm		Luminaire Power		62.7 W		Efficacy		106.761 lm/W		Efficiency		60.93%	
Source Flux	10980 lm		Maximum value		194.00 cd/klm		Position		C=0.00 G=0.00		CG		Double Symmetrical	
Luminance cd/m2														
Table 1/3														
	C 0.00	C 10.00	C 20.00	C 30.00	C 40.00	C 50.00	C 60.00	C 70.00	C 80.00	C 90.00	C 100.00	C 110.00	C 120.00	
G 0.0	3455	3455	3455	3455	3455	3455	3455	3455	3455	3455	3455	3455	3455	
G 5.0	3409	3409	3409	3409	3409	3409	3409	3409	3409	3409	3409	3409	3409	
G 10.0	3346	3346	3345	3344	3345	3346	3346	3346	3345	3344	3345	3346	3346	
G 15.0	3265	3265	3265	3265	3264	3265	3267	3266	3265	3265	3265	3266	3267	
G 20.0	3174	3171	3170	3172	3172	3172	3172	3171	3170	3170	3170	3171	3172	
G 25.0	3068	3068	3068	3068	3066	3065	3066	3067	3067	3064	3067	3067	3066	
G 30.0	2954	2953	2953	2953	2951	2951	2951	2951	2950	2949	2950	2951	2951	
G 35.0	2834	2833	2831	2830	2830	2830	2830	2830	2829	2828	2829	2830	2830	
G 40.0	2710	2707	2705	2703	2703	2704	2705	2704	2703	2703	2703	2704	2705	
G 45.0	2579	2576	2573	2572	2570	2570	2570	2570	2569	2568	2569	2570	2570	
G 50.0	2435	2435	2434	2431	2431	2430	2428	2430	2431	2431	2431	2430	2428	
G 55.0	2289	2288	2285	2282	2283	2284	2282	2282	2281	2279	2281	2282	2282	
G 60.0	2131	2129	2130	2131	2127	2126	2128	2127	2124	2123	2124	2127	2128	
G 65.0	1960	1952	1951	1953	1951	1950	1950	1948	1945	1940	1945	1948	1950	
G 70.0	1762	1759	1757	1754	1749	1745	1747	1750	1749	1743	1749	1750	1747	
G 75.0	1527	1515	1514	1517	1507	1503	1508	1505	1503	1503	1503	1505	1508	
G 80.0	1212	1208	1204	1200	1194	1195	1200	1196	1194	1194	1194	1196	1200	
G 85.0	742	736	730	725	724	727	733	740	742	742	742	740	733	
G 90.0	306	344	385	394	336	335	364	289	278	394	278	289	364	

Luminaire

Code 90636L900

Name CONCEPT O 65 D/I D0900 LIGHT+ K3 830

Measurem.

Code 31/7/2023

Name CONCEPT O 65 D/I D0900 LIGHT+ K3 830

Luminaire Flux	6690 lm		Luminaire Power		62.7 W		Efficacy		106.761 lm/W		Efficiency		60.93%	
Source Flux	10980 lm		Maximum value		194.00 cd/klm		Position		C=0.00 G=0.00		CG		Double Symmetrical	
Luminance cd/m2														
Table 2/3														
	C 130.00	C 140.00	C 150.00	C 160.00	C 170.00	C 180.00	C 190.00	C 200.00	C 210.00	C 220.00	C 230.00	C 240.00	C 250.00	
G 0.0	3455	3455	3455	3455	3455	3455	3455	3455	3455	3455	3455	3455	3455	
G 5.0	3409	3409	3409	3409	3409	3409	3409	3409	3409	3409	3409	3409	3409	
G 10.0	3346	3345	3344	3345	3346	3346	3346	3345	3344	3345	3346	3346	3346	
G 15.0	3265	3264	3265	3265	3265	3265	3265	3265	3265	3264	3265	3267	3266	
G 20.0	3172	3172	3172	3170	3171	3174	3171	3170	3172	3172	3172	3172	3171	
G 25.0	3065	3066	3068	3068	3068	3068	3068	3068	3068	3066	3065	3066	3067	
G 30.0	2951	2951	2953	2953	2953	2954	2953	2953	2953	2951	2951	2951	2951	
G 35.0	2830	2830	2830	2831	2833	2834	2833	2831	2830	2830	2830	2830	2830	
G 40.0	2704	2703	2703	2705	2707	2710	2707	2705	2703	2703	2704	2705	2704	
G 45.0	2570	2570	2572	2573	2576	2579	2576	2573	2572	2570	2570	2570	2570	
G 50.0	2430	2431	2431	2434	2435	2435	2435	2434	2431	2431	2430	2428	2430	
G 55.0	2284	2283	2282	2285	2288	2289	2288	2285	2282	2283	2284	2282	2282	
G 60.0	2126	2127	2131	2130	2129	2131	2129	2130	2131	2127	2126	2128	2127	
G 65.0	1950	1951	1953	1951	1952	1960	1952	1951	1953	1951	1950	1950	1948	
G 70.0	1745	1749	1754	1757	1759	1762	1759	1757	1754	1749	1745	1747	1750	
G 75.0	1503	1507	1517	1514	1515	1527	1515	1514	1517	1507	1503	1508	1505	
G 80.0	1195	1194	1200	1204	1208	1212	1208	1204	1200	1194	1195	1200	1196	
G 85.0	727	724	725	730	736	742	736	730	725	724	727	733	740	
G 90.0	335	336	394	385	344	306	344	385	394	336	335	364	289	

Luminaire

Code 90636L900

Name CONCEPT O 65 D/I D0900 LIGHT+ K3 830

Measurem.

Code 31/7/2023

Name CONCEPT O 65 D/I D0900 LIGHT+ K3 830

Luminaire Flux	6690 lm	Luminaire Power	62.7 W	Efficacy	106.761 lm/W	Efficiency	60.93%
Source Flux	10980 lm	Maximum value	194.00 cd/klm	Position	C=0.00 G=0.00	CG	Double Symmetrical

Luminance cd/m2 Table 3/3

	C 260.00	C 270.00	C 280.00	C 290.00	C 300.00	C 310.00	C 320.00	C 330.00	C 340.00	C 350.00
G 0.0	3455	3455	3455	3455	3455	3455	3455	3455	3455	3455
G 5.0	3409	3409	3409	3409	3409	3409	3409	3409	3409	3409
G 10.0	3345	3344	3345	3346	3346	3346	3345	3344	3345	3346
G 15.0	3265	3265	3265	3266	3267	3265	3264	3265	3265	3265
G 20.0	3170	3170	3170	3171	3172	3172	3172	3172	3170	3171
G 25.0	3067	3064	3067	3067	3066	3065	3066	3068	3068	3068
G 30.0	2950	2949	2950	2951	2951	2951	2951	2953	2953	2953
G 35.0	2829	2828	2829	2830	2830	2830	2830	2830	2831	2833
G 40.0	2703	2703	2703	2704	2705	2704	2703	2703	2705	2707
G 45.0	2569	2568	2569	2570	2570	2570	2570	2572	2573	2576
G 50.0	2431	2431	2431	2430	2428	2430	2431	2431	2434	2435
G 55.0	2281	2279	2281	2282	2282	2284	2283	2282	2285	2288
G 60.0	2124	2123	2124	2127	2128	2126	2127	2131	2130	2129
G 65.0	1945	1940	1945	1948	1950	1950	1951	1953	1951	1952
G 70.0	1749	1743	1749	1750	1747	1745	1749	1754	1757	1759
G 75.0	1503	1503	1503	1505	1508	1503	1507	1517	1514	1515
G 80.0	1194	1194	1194	1196	1200	1195	1194	1200	1204	1208
G 85.0	742	742	742	740	733	727	724	725	730	736
G 90.0	278	394	278	289	364	335	336	394	385	344