

Luminaire

Code 90654L001
Name ELI /E 1 PB 930 60° HO

Measurem.

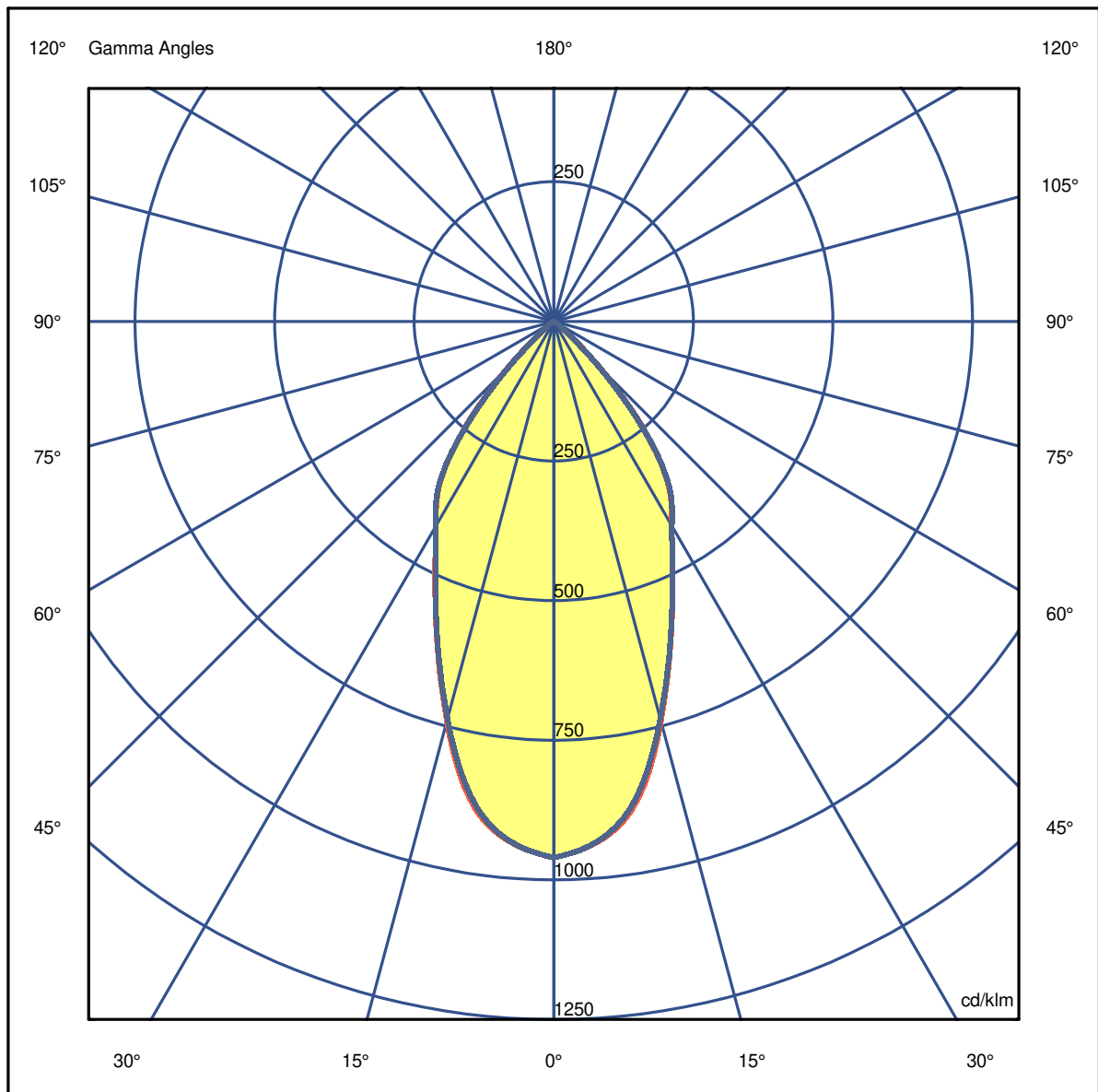
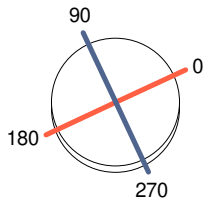
Code 5/9/2023
Name ELI /E 1 PB 930 60° HO

Luminaire Flux	1064 lm	Luminaire Power	8.2 W	Efficacy	130.355 lm/W	Efficiency	85.16%
Source Flux	1249 lm	Maximum value	960.00 cd/klm	Position	C=0.00 G=0.00	CG	Double Symmetrical

Diam=115mm

C Halfplanes

180.0 ————— 0.0
270.0 ————— 90.0



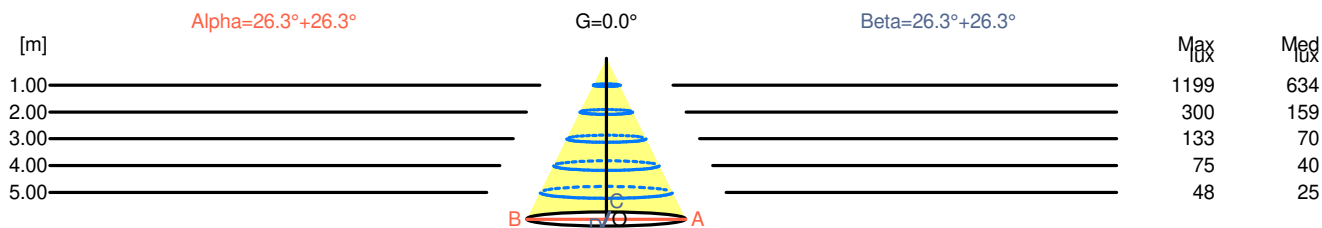
LuminaireCode 90654L001
Name ELI /E 1 PB 930 60° HO**Measurem.**Code 5/9/2023
Name ELI /E 1 PB 930 60° HO

Luminaire Flux	1064 lm	Luminaire Power	8.2 W	Efficacy	130.355 lm/W	Efficiency	85.16%
Source Flux	1249 lm	Maximum value	960.00 cd/klm	Position	C=0.00 G=0.00	CG	Double Symmetrical

Width at 50.00 % of Max Intensity

H[m]	1.00	2.00	3.00	4.00	5.00	H[m]	1.00	2.00	3.00	4.00	5.00
OA	0.49	0.99	1.48	1.98	2.47	OC	0.49	0.99	1.48	1.97	2.47
OB	0.49	0.99	1.48	1.98	2.47	OD	0.49	0.99	1.48	1.97	2.47

Luminous Intensities [cd/klm]										
	0	5	15	25	35	45	55	65	75	85
OA	1199.04	1166.32	925.51	629.50	447.64	139.51	13.49	0.75	0.75	0.75
OB	1199.04	1166.32	925.51	629.50	447.64	139.51	13.49	0.75	0.75	0.75
OC	1199.04	1164.94	919.51	628.12	449.52	138.26	14.49	0.75	0.75	0.75
OD	1199.04	1164.94	919.51	628.12	449.52	138.26	14.49	0.75	0.75	0.75



H[m]	D[m]	Max lux	Med lux	Alpha=26.3°+26.3°	G=0.0	
1.00	0.99	1199	634			
2.00	1.98	300	159			
3.00	2.97	133	70			
4.00	3.95	75	40			
5.00	4.94	48	25			

H[m]	D[m]	Max lux	Med lux	Beta=26.3°+26.3°	G=0.0	
1.00	0.99	1199	634			
2.00	1.97	300	159			
3.00	2.96	133	70			
4.00	3.95	75	40			
5.00	4.93	48	25			

LuminaireCode 90654L001
Name ELI /E 1 PB 930 60° HO**Measurement**Code 5/9/2023
Name ELI /E 1 PB 930 60° HO

Luminaire Flux	1064 lm	Luminaire Power	8.2 W	Efficacy	130.355 lm/W	Efficiency	85.16%
Source Flux	1249 lm	Maximum value	960.00 cd/klm	Position	C=0.00 G=0.00	CG	Double Symmetrical

UGR
S = 0.250

Reflectancies										
Ceiling/Cavity	0.7	0.7	0.5	0.5	0.3	0.7	0.7	0.5	0.5	0.3
Walls	0.5	0.3	0.5	0.3	0.3	0.5	0.3	0.5	0.3	0.3
Working Plane	0.2	0.2	0.2	0.2	0.2	0.2	0.2	0.2	0.2	0.2
Room Dimensions										
Lateral View					Viewed Endwise					
x=2H y=2H	18.8	19.6	19.1	19.8	20.0	18.8	19.5	19.1	19.8	20.0
x=2H y=3H	18.7	19.3	19.0	19.6	19.8	18.7	19.3	19.0	19.6	19.8
x=2H y=4H	18.6	19.2	18.9	19.5	19.7	18.6	19.2	18.9	19.5	19.7
x=2H y=6H	18.5	19.1	18.9	19.4	19.7	18.5	19.1	18.9	19.4	19.7
x=2H y=8H	18.5	19.0	18.8	19.3	19.6	18.5	19.0	18.8	19.3	19.6
x=2H y=12H	18.5	19.0	18.8	19.3	19.6	18.4	19.0	18.8	19.3	19.6
x=4H y=2H	18.6	19.2	18.9	19.5	19.7	18.6	19.2	18.9	19.5	19.7
x=4H y=3H	18.5	19.0	18.8	19.3	19.6	18.4	19.0	18.8	19.3	19.6
x=4H y=4H	18.4	18.8	18.8	19.2	19.5	18.4	18.8	18.8	19.2	19.5
x=4H y=6H	18.3	18.7	18.7	19.1	19.4	18.3	18.7	18.7	19.0	19.4
x=4H y=8H	18.3	18.6	18.7	19.0	19.4	18.3	18.6	18.7	19.0	19.4
x=4H y=12H	18.2	18.5	18.7	18.9	19.3	18.2	18.5	18.7	18.9	19.3
x=8H y=4H	18.3	18.6	18.7	19.0	19.4	18.3	18.6	18.7	19.0	19.4
x=8H y=6H	18.2	18.4	18.6	18.9	19.3	18.2	18.4	18.6	18.9	19.3
x=8H y=8H	18.1	18.3	18.6	18.8	19.3	18.1	18.3	18.6	18.8	19.3
x=8H y=12H	18.1	18.3	18.6	18.7	19.2	18.1	18.3	18.6	18.7	19.2
x=12H y=4H	18.2	18.5	18.7	18.9	19.3	18.2	18.5	18.7	18.9	19.3
x=12H y=6H	18.1	18.3	18.6	18.8	19.3	18.1	18.3	18.6	18.8	19.3
x=12H y=8H	18.1	18.3	18.6	18.7	19.2	18.1	18.3	18.6	18.7	19.2

Luminaire

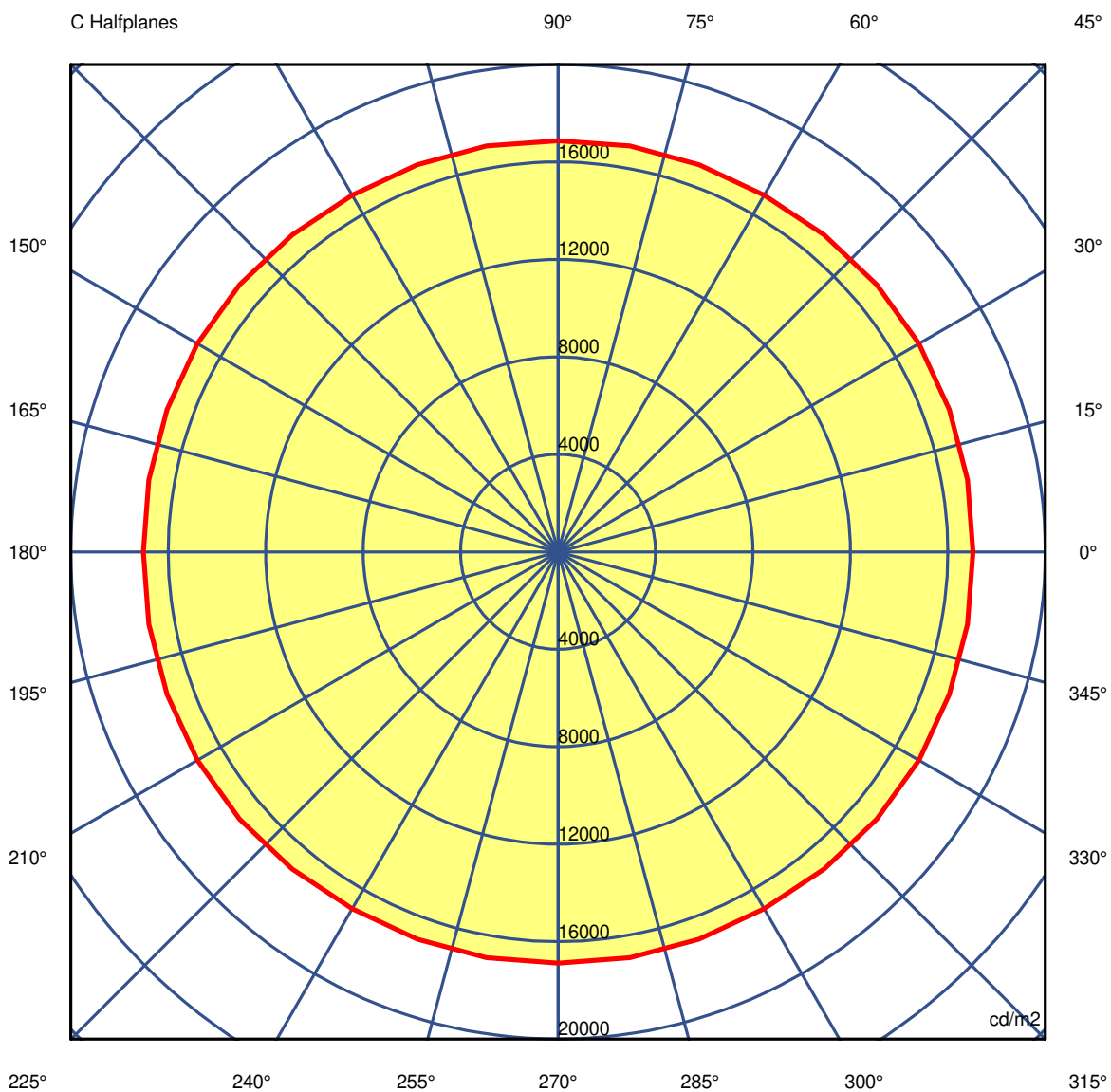
Code 90654L001
Name ELI /E 1 PB 930 60° HO

Measurem.

Code 5/9/2023
Name ELI /E 1 PB 930 60° HO

Luminaire Flux	1064 lm	Luminaire Power	8.2 W	Efficacy	130.355 lm/W	Efficiency	85.16%
Source Flux	1249 lm	Maximum value	960.00 cd/klm	Position	C=0.00 G=0.00	CG Double Symmetrical	

Luminance



45.0°

LuminaireCode 90654L001
Name ELI /E 1 PB 930 60° HO**Measurement**Code 5/9/2023
Name ELI /E 1 PB 930 60° HO

Luminaire Flux		1064 lm		Luminaire Power		8.2 W		Efficacy		130.355 lm/W		Efficiency		85.16%	
Source Flux		1249 lm		Maximum value		960.00 cd/klm		Position		C=0.00 G=0.00		CG		Double Symmetrical	
Luminance cd/m2														Table 1/3	
	C 0.00	C 10.00	C 20.00	C 30.00	C 40.00	C 50.00	C 60.00	C 70.00	C 80.00	C 90.00	C 100.00	C 110.00	C 120.00		
G 0.0	257491	257491	257491	257491	257491	257491	257491	257491	257491	257491	257491	257491	257491	257491	
G 5.0	222457	222372	222425	222504	222228	222210	222457	222380	222232	222194	222232	222380	222457	222457	
G 10.0	187244	187230	187164	186942	186656	186642	186748	186479	186155	185972	186155	186479	186748	186748	
G 15.0	147103	146951	146887	146845	146691	146604	146587	146455	146289	146150	146289	146455	146587	146587	
G 20.0	113088	113063	113038	113032	113069	113097	113088	113056	113004	112940	113004	113056	113088	113088	
G 25.0	88053	87915	87924	87965	87800	87721	87721	87675	87704	87861	87704	87675	87721	87721	
G 30.0	70315	70360	70448	70481	70319	70185	70198	70283	70374	70448	70374	70283	70198	70198	
G 35.0	57468	57490	57563	57661	57588	57549	57613	57650	57674	57709	57674	57650	57613	57613	
G 40.0	38443	38579	38615	38568	38533	38461	38427	38564	38550	38287	38550	38564	38427	38427	
G 45.0	17028	17058	17090	17105	17067	16981	16906	16913	16916	16876	16916	16913	16906	16906	
G 50.0	4228	4270	4345	4393	4316	4209	4182	4279	4412	4528	4412	4279	4182	4182	
G 55.0	1616	1565	1652	1781	1722	1612	1571	1601	1664	1736	1664	1601	1571	1571	
G 60.0	165	165	165	165	165	165	165	165	165	165	165	165	165	165	
G 65.0	91	91	91	91	91	91	91	91	91	91	91	91	91	91	
G 70.0	92	92	92	92	92	92	92	92	92	92	92	92	92	92	
G 75.0	95	95	95	95	95	95	95	95	95	95	95	95	95	95	
G 80.0	98	98	98	98	98	98	98	98	98	98	98	98	98	98	
G 85.0	103	103	103	103	103	103	103	103	103	103	103	103	103	103	
G 90.0	108	108	108	108	108	108	108	108	108	108	108	108	108	108	

Luminaire

Code 90654L001
Name ELI /E 1 PB 930 60° HO

Measurment.

Code 5/9/2023
Name ELI /E 1 PB 930 60° HO

Luminaire Flux		1064 lm		Luminaire Power		8.2 W		Efficacy		130.355 lm/W		Efficiency		85.16%	
Source Flux		1249 lm		Maximum value		960.00 cd/klm		Position		C=0.00 G=0.00		CG		Double Symmetrical	
Luminance cd/m2														Table 2/3	
	C 130.00	C 140.00	C 150.00	C 160.00	C 170.00	C 180.00	C 190.00	C 200.00	C 210.00	C 220.00	C 230.00	C 240.00	C 250.00		
G 0.0	257491	257491	257491	257491	257491	257491	257491	257491	257491	257491	257491	257491	257491	257491	257491
G 5.0	222210	222228	222504	222425	222372	222457	222372	222425	222504	222228	222210	222457	222380	222457	222380
G 10.0	186642	186656	186942	187164	187230	187244	187230	187164	186942	186656	186642	186748	186479	186748	186479
G 15.0	146604	146691	146845	146887	146951	147103	146951	146887	146845	146691	146604	146587	146455	146587	146455
G 20.0	113097	113069	113032	113038	113063	113088	113063	113038	113032	113069	113097	113088	113056	113088	113056
G 25.0	87721	87800	87965	87924	87915	88053	87915	87924	87965	87800	87721	87721	87675	87721	87675
G 30.0	70185	70319	70481	70448	70360	70315	70360	70448	70481	70319	70185	70198	70283	70198	70283
G 35.0	57549	57588	57661	57563	57490	57468	57490	57563	57661	57588	57549	57613	57650	57613	57650
G 40.0	38461	38533	38568	38615	38579	38443	38579	38615	38568	38533	38461	38427	38564	38427	38564
G 45.0	16981	17067	17105	17090	17058	17028	17058	17090	17105	17067	16981	16906	16913	16906	16913
G 50.0	4209	4316	4393	4345	4270	4228	4270	4345	4393	4316	4209	4182	4279	4182	4279
G 55.0	1612	1722	1781	1652	1565	1616	1565	1652	1781	1722	1612	1571	1601	1571	1601
G 60.0	165	165	165	165	165	165	165	165	165	165	165	165	165	165	165
G 65.0	91	91	91	91	91	91	91	91	91	91	91	91	91	91	91
G 70.0	92	92	92	92	92	92	92	92	92	92	92	92	92	92	92
G 75.0	95	95	95	95	95	95	95	95	95	95	95	95	95	95	95
G 80.0	98	98	98	98	98	98	98	98	98	98	98	98	98	98	98
G 85.0	103	103	103	103	103	103	103	103	103	103	103	103	103	103	103
G 90.0	108	108	108	108	108	108	108	108	108	108	108	108	108	108	108

Luminaire

Code 90654L001
Name ELI /E 1 PB 930 60° HO

Measurem.

Code 5/9/2023
Name ELI /E 1 PB 930 60° HO

Luminaire Flux	1064 lm	Luminaire Power	8.2 W	Efficacy	130.355 lm/W	Efficiency	85.16%
Source Flux	1249 lm	Maximum value	960.00 cd/klm	Position	C=0.00 G=0.00	CG	Double Symmetrical

Luminance cd/m2 Table 3/3

	C 260.00	C 270.00	C 280.00	C 290.00	C 300.00	C 310.00	C 320.00	C 330.00	C 340.00	C 350.00
G 0.0	257491	257491	257491	257491	257491	257491	257491	257491	257491	257491
G 5.0	222232	222194	222232	222380	222457	222210	222228	222504	222425	222372
G 10.0	186155	185972	186155	186479	186748	186642	186656	186942	187164	187230
G 15.0	146289	146150	146289	146455	146587	146604	146691	146845	146887	146951
G 20.0	113004	112940	113004	113056	113088	113097	113069	113032	113038	113063
G 25.0	87704	87861	87704	87675	87721	87721	87800	87965	87924	87915
G 30.0	70374	70448	70374	70283	70198	70185	70319	70481	70448	70360
G 35.0	57674	57709	57674	57650	57613	57549	57588	57661	57563	57490
G 40.0	38550	38287	38550	38564	38427	38461	38533	38568	38615	38579
G 45.0	16916	16876	16916	16913	16906	16981	17067	17105	17090	17058
G 50.0	4412	4528	4412	4279	4182	4209	4316	4393	4345	4270
G 55.0	1664	1736	1664	1601	1571	1612	1722	1781	1652	1565
G 60.0	165	165	165	165	165	165	165	165	165	165
G 65.0	91	91	91	91	91	91	91	91	91	91
G 70.0	92	92	92	92	92	92	92	92	92	92
G 75.0	95	95	95	95	95	95	95	95	95	95
G 80.0	98	98	98	98	98	98	98	98	98	98
G 85.0	103	103	103	103	103	103	103	103	103	103
G 90.0	108	108	108	108	108	108	108	108	108	108