

Luminaire

Code 90654L002
Name ELI /E 2 PB 930 60° HO

Measurem.

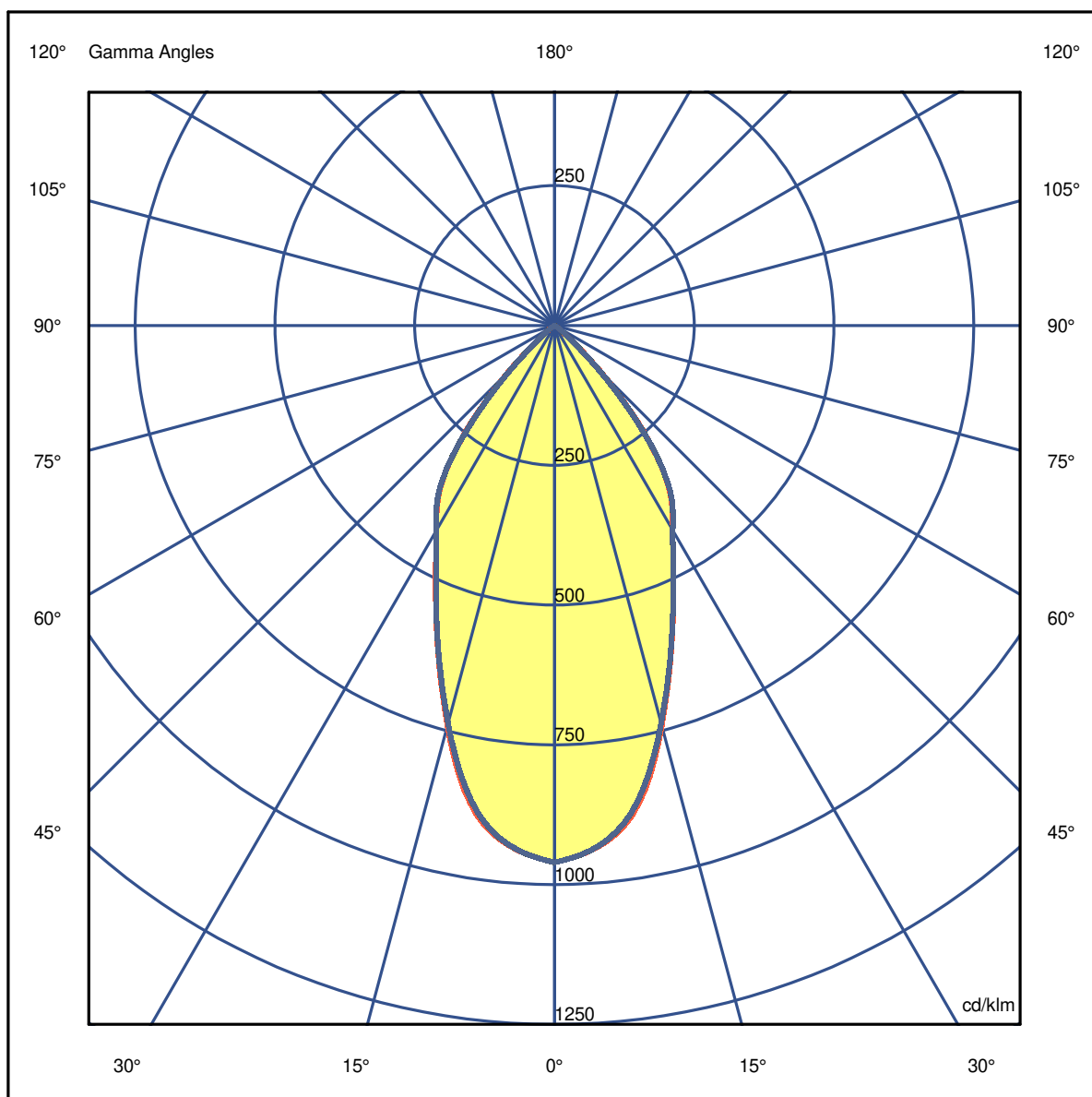
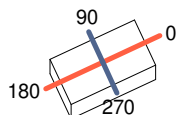
Code 5/9/2023
Name ELI /E 2 PB 930 60° HO

Luminaire Flux	2127 lm	Luminaire Power	16.3 W	Efficacy	130.275 lm/W	Efficiency	85.16%
Source Flux	2498 lm	Maximum value	960.00 cd/klm	Position	C=0.00 G=0.00	CG	Double Symmetrical

115mm x 215mm

C Halfplanes

180.0 ————— 0.0
270.0 ————— 90.0



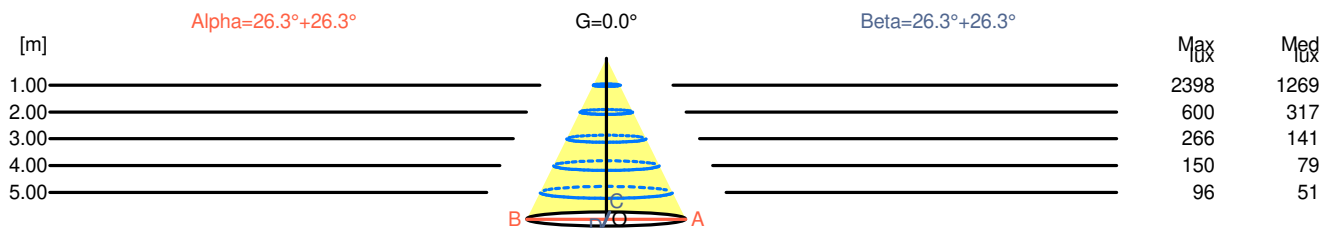
LuminaireCode 90654L002
Name ELI / E 2 PB 930 60° HO**Measurem.**Code 5/9/2023
Name ELI / E 2 PB 930 60° HO

Luminaire Flux	2127 lm	Luminaire Power	16.3 W	Efficacy	130.275 lm/W	Efficiency	85.16%
Source Flux	2498 lm	Maximum value	960.00 cd/klm	Position	C=0.00 G=0.00	CG	Double Symmetrical

Width at 50.00 % of Max Intensity

H[m]	1.00	2.00	3.00	4.00	5.00	H[m]	1.00	2.00	3.00	4.00	5.00
OA	0.49	0.99	1.48	1.98	2.47	OC	0.49	0.99	1.48	1.97	2.47
OB	0.49	0.99	1.48	1.98	2.47	OD	0.49	0.99	1.48	1.97	2.47

	0	5	15	25	35	45	55	65	75	85
OA	2398.08	2332.63	1851.02	1258.99	895.28	279.03	26.98	1.50	1.50	1.50
OB	2398.08	2332.63	1851.02	1258.99	895.28	279.03	26.98	1.50	1.50	1.50
OC	2398.08	2329.88	1839.03	1256.24	899.03	276.53	28.98	1.50	1.50	1.50
OD	2398.08	2329.88	1839.03	1256.24	899.03	276.53	28.98	1.50	1.50	1.50



H[m]	D[m]	Max lux	Med lux	Alpha=26.3°+26.3°	G=0.0
1.00	0.99	2398	1269		
2.00	1.98	600	317		
3.00	2.97	266	141		
4.00	3.95	150	79		
5.00	4.94	96	51		

H[m]	D[m]	Max lux	Med lux	Beta=26.3°+26.3°	G=0.0
1.00	0.99	2398	1269		
2.00	1.97	600	317		
3.00	2.96	266	141		
4.00	3.95	150	79		
5.00	4.93	96	51		

Luminaire

Code 90654L002
Name ELI /E 2 PB 930 60° HO

Measurement

Code 5/9/2023
Name ELI /E 2 PB 930 60° HO

Luminaire Flux	2127 lm	Luminaire Power	16.3 W	Efficacy	130.275 lm/W	Efficiency	85.16%
Source Flux	2498 lm	Maximum value	960.00 cd/klm	Position	C=0.00 G=0.00	CG	Double Symmetrical

UGR
S = 0.250

Reflectancies										
Ceiling/Cavity	0.7	0.7	0.5	0.5	0.3	0.7	0.7	0.5	0.5	0.3
Walls	0.5	0.3	0.5	0.3	0.3	0.5	0.3	0.5	0.3	0.3
Working Plane	0.2	0.2	0.2	0.2	0.2	0.2	0.2	0.2	0.2	0.2
Room Dimensions	Lateral View					Viewed Endwise				
x=2H y=2H	18.4	19.1	18.7	19.3	19.6	17.8	18.5	18.1	18.8	19.0
x=2H y=3H	18.3	18.9	18.5	19.2	19.4	17.7	18.3	17.9	18.6	18.8
x=2H y=4H	18.2	18.8	18.5	19.1	19.3	17.6	18.2	17.9	18.5	18.7
x=2H y=6H	18.1	18.7	18.4	19.0	19.3	17.5	18.1	17.8	18.4	18.7
x=2H y=8H	18.1	18.6	18.4	18.9	19.2	17.5	18.0	17.8	18.3	18.6
x=2H y=12H	18.0	18.6	18.4	18.9	19.2	17.4	18.0	17.8	18.3	18.6
x=4H y=2H	18.2	18.8	18.5	19.1	19.3	17.6	18.2	17.9	18.5	18.7
x=4H y=3H	18.0	18.6	18.4	18.9	19.2	17.4	18.0	17.8	18.3	18.6
x=4H y=4H	18.0	18.4	18.4	18.8	19.1	17.4	17.8	17.8	18.2	18.5
x=4H y=6H	17.9	18.3	18.3	18.6	19.0	17.3	17.7	17.7	18.0	18.4
x=4H y=8H	17.9	18.2	18.3	18.6	19.0	17.3	17.6	17.7	18.0	18.4
x=4H y=12H	17.8	18.1	18.2	18.5	18.9	17.2	17.5	17.7	17.9	18.3
x=8H y=4H	17.9	18.2	18.3	18.6	19.0	17.3	17.6	17.7	18.0	18.4
x=8H y=6H	17.8	18.0	18.2	18.4	18.9	17.2	17.4	17.6	17.9	18.3
x=8H y=8H	17.7	17.9	18.2	18.4	18.8	17.1	17.3	17.6	17.8	18.3
x=8H y=12H	17.7	17.8	18.1	18.3	18.8	17.1	17.3	17.5	17.7	18.2
x=12H y=4H	17.8	18.1	18.2	18.5	18.9	17.2	17.5	17.7	17.9	18.3
x=12H y=6H	17.7	17.9	18.2	18.4	18.8	17.1	17.3	17.6	17.8	18.3
x=12H y=8H	17.7	17.8	18.1	18.3	18.8	17.1	17.3	17.5	17.7	18.2

Luminaire

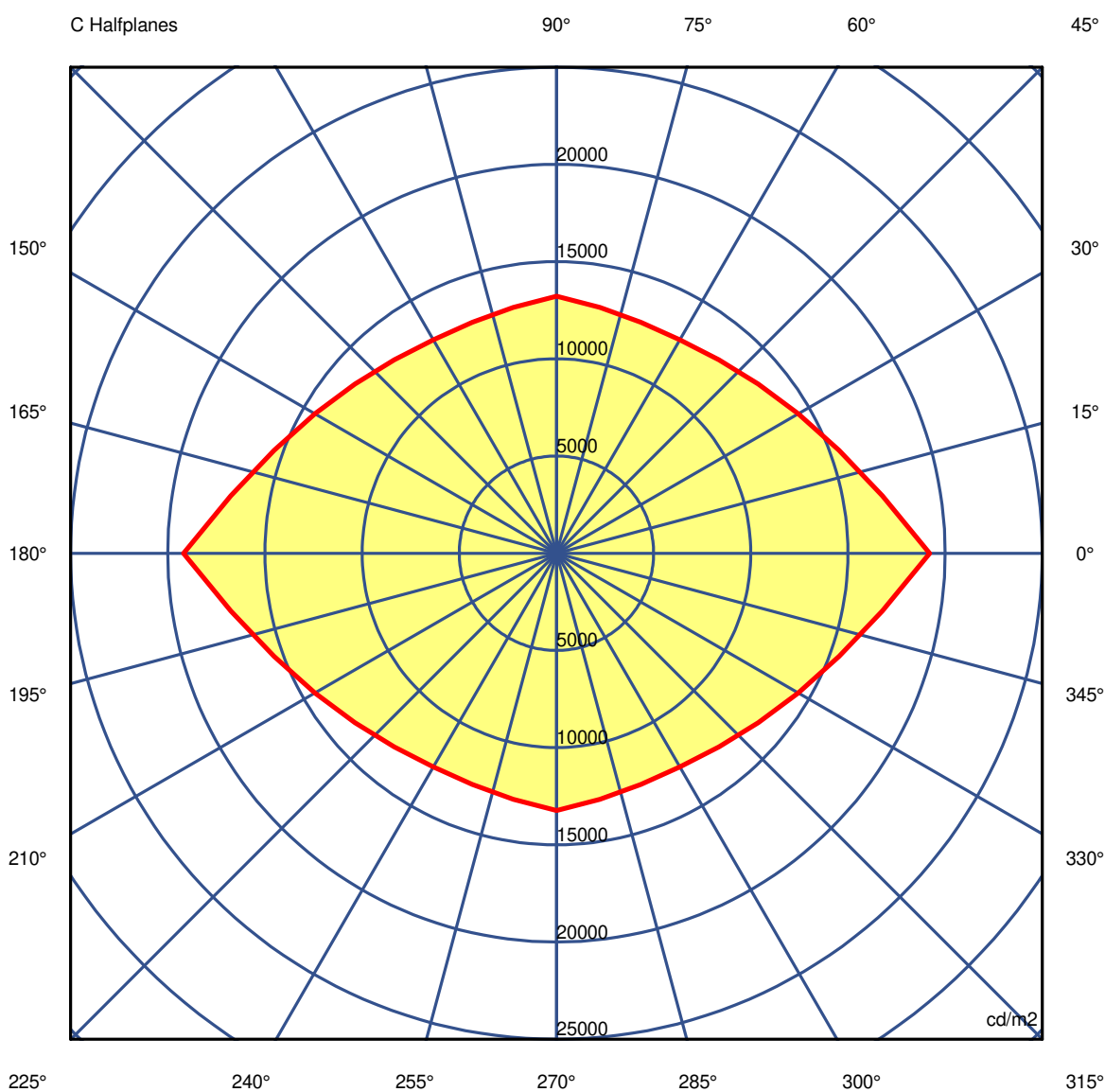
Code 90654L002
Name ELI /E 2 PB 930 60° HO

Measurem.

Code 5/9/2023
Name ELI /E 2 PB 930 60° HO

Luminaire Flux	2127 lm	Luminaire Power	16.3 W	Efficacy	130.275 lm/W	Efficiency	85.16%
Source Flux	2498 lm	Maximum value	960.00 cd/klm	Position	C=0.00 G=0.00	CG	Double Symmetrical

Luminance



45.0°

LuminaireCode 90654L002
Name ELI /E 2 PB 930 60° HO**Measurement**Code 5/9/2023
Name ELI /E 2 PB 930 60° HO

Luminaire Flux		2127 lm		Luminaire Power		16.3 W		Efficacy		130.275 lm/W		Efficiency		85.16%	
Source Flux		2498 lm		Maximum value		960.00 cd/klm		Position		C=0.00 G=0.00		CG		Double Symmetrical	
Luminance cd/m2														Table 1/3	
	C 0.00	C 10.00	C 20.00	C 30.00	C 40.00	C 50.00	C 60.00	C 70.00	C 80.00	C 90.00	C 100.00	C 110.00	C 120.00		
G 0.0	175954	175954	175954	175954	175954	175954	175954	175954	175954	175954	175954	175954	175954	175954	175954
G 5.0	164489	161780	159533	157704	156054	155037	154668	154545	154843	155683	154843	154545	154668	154489	154688
G 10.0	148237	143686	139822	136587	134054	132461	131691	131392	131788	133015	131788	131392	131691	131489	131691
G 15.0	123746	118177	113670	110121	107386	105559	104612	104398	104969	106378	104969	104398	104612	104489	104612
G 20.0	100530	94823	90255	86729	84167	82462	81546	81406	82040	83470	82040	81406	81546	81489	81546
G 25.0	82390	76623	72222	68900	66341	64679	63840	63699	64339	65826	64339	63699	63840	63489	63840
G 30.0	69060	63565	59404	56259	53862	52278	51516	51480	52117	53440	52117	51480	51516	51389	51516
G 35.0	59137	53741	49752	46846	44673	43272	42609	42545	43088	44284	43088	42545	42609	42489	42609
G 40.0	41407	37274	34174	31865	30253	29178	28628	28662	29039	29703	29039	28662	28628	28589	28628
G 45.0	19194	17024	15477	14364	13555	12992	12683	12656	12844	13230	12844	12656	12683	12619	12683
G 50.0	4989	4402	4025	3748	3467	3247	3159	3223	3376	3587	3376	3223	3159	31489	3159
G 55.0	1999	1667	1565	1544	1399	1254	1195	1214	1283	1389	1283	1214	1195	11889	1195
G 60.0	214	182	160	145	135	129	126	126	128	133	128	126	126	12589	126
G 65.0	124	104	90	81	76	72	70	70	71	74	71	70	70	7389	70
G 70.0	134	110	94	84	78	74	72	72	73	76	73	72	72	7589	72
G 75.0	147	117	99	88	81	76	74	74	76	79	76	74	74	7889	74
G 80.0	163	127	106	93	85	80	77	77	79	83	79	77	77	8189	77
G 85.0	185	140	114	99	90	84	82	81	83	88	83	81	82	8589	82
G 90.0	216	156	125	107	96	90	87	86	89	94	89	86	87	8989	87

LuminaireCode 90654L002
Name ELI /E 2 PB 930 60° HO**Measurem.**Code 5/9/2023
Name ELI /E 2 PB 930 60° HO

Luminaire Flux		2127 lm		Luminaire Power		16.3 W		Efficacy		130.275 lm/W		Efficiency		85.16%	
Source Flux		2498 lm		Maximum value		960.00 cd/klm		Position		C=0.00 G=0.00		CG		Double Symmetrical	
Luminance cd/m2														Table 2/3	
		C 130.00	C 140.00	C 150.00	C 160.00	C 170.00	C 180.00	C 190.00	C 200.00	C 210.00	C 220.00	C 230.00	C 240.00	C 250.00	
G 0.0	175954	175954	175954	175954	175954	175954	175954	175954	175954	175954	175954	175954	175954	175954	175954
G 5.0	155037	156054	157704	159533	161780	164489	161780	159533	157704	156054	155037	154668	154545	154545	
G 10.0	132461	134054	136587	139822	143686	148237	143686	139822	136587	134054	132461	131691	131392	131392	
G 15.0	105559	107386	110121	113670	118177	123746	118177	113670	110121	107386	105559	104612	104398	104398	
G 20.0	82462	84167	86729	90255	94823	100530	94823	90255	86729	84167	82462	81546	81406	81406	
G 25.0	64679	66341	68900	72222	76623	82390	76623	72222	68900	66341	64679	63840	63699	63699	
G 30.0	52278	53862	56259	59404	63565	69060	63565	59404	56259	53862	52278	51516	51480	51480	
G 35.0	43272	44673	46846	49752	53741	59137	53741	49752	46846	44673	43272	42609	42545	42545	
G 40.0	29178	30253	31865	34174	37274	41407	37274	34174	31865	30253	29178	28628	28662	28662	
G 45.0	12992	13555	14364	15477	17024	19194	17024	15477	14364	13555	12992	12683	12656	12656	
G 50.0	3247	3467	3748	4025	4402	4989	4402	4025	3748	3467	3247	3159	3223	3223	
G 55.0	1254	1399	1544	1565	1667	1999	1667	1565	1544	1399	1254	1195	1214	1214	
G 60.0	129	135	145	160	182	214	182	160	145	135	129	126	126	126	
G 65.0	72	76	81	90	104	124	104	90	81	76	72	70	70	70	
G 70.0	74	78	84	94	110	134	110	94	84	78	74	72	72	72	
G 75.0	76	81	88	99	117	147	117	99	88	81	76	74	74	74	
G 80.0	80	85	93	106	127	163	127	106	93	85	80	77	77	77	
G 85.0	84	90	99	114	140	185	140	114	99	90	84	82	81	81	
G 90.0	90	96	107	125	156	216	156	125	107	96	90	87	86	86	

Luminaire

Code 90654L002
Name ELI /E 2 PB 930 60° HO

Measurem.

Code 5/9/2023
Name ELI /E 2 PB 930 60° HO

Luminaire Flux	2127 lm	Luminaire Power	16.3 W	Efficacy	130.275 lm/W	Efficiency	85.16%
Source Flux	2498 lm	Maximum value	960.00 cd/klm	Position	C=0.00 G=0.00	CG	Double Symmetrical

Luminance cd/m2 Table 3/3

	C 260.00	C 270.00	C 280.00	C 290.00	C 300.00	C 310.00	C 320.00	C 330.00	C 340.00	C 350.00
G 0.0	175954	175954	175954	175954	175954	175954	175954	175954	175954	175954
G 5.0	154843	155683	154843	154545	154668	155037	156054	157704	159533	161780
G 10.0	131788	133015	131788	131392	131691	132461	134054	136587	139822	143686
G 15.0	104969	106378	104969	104398	104612	105559	107386	110121	113670	118177
G 20.0	82040	83470	82040	81406	81546	82462	84167	86729	90255	94823
G 25.0	64339	65826	64339	63699	63840	64679	66341	68900	72222	76623
G 30.0	52117	53440	52117	51480	51516	52278	53862	56259	59404	63565
G 35.0	43088	44284	43088	42545	42609	43272	44673	46846	49752	53741
G 40.0	29039	29703	29039	28662	28628	29178	30253	31865	34174	37274
G 45.0	12844	13230	12844	12656	12683	12992	13555	14364	15477	17024
G 50.0	3376	3587	3376	3223	3159	3247	3467	3748	4025	4402
G 55.0	1283	1389	1283	1214	1195	1254	1399	1544	1565	1667
G 60.0	128	133	128	126	126	129	135	145	160	182
G 65.0	71	74	71	70	70	72	76	81	90	104
G 70.0	73	76	73	72	72	74	78	84	94	110
G 75.0	76	79	76	74	74	76	81	88	99	117
G 80.0	79	83	79	77	77	80	85	93	106	127
G 85.0	83	88	83	81	82	84	90	99	114	140
G 90.0	89	94	89	86	87	90	96	107	125	156