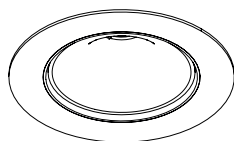
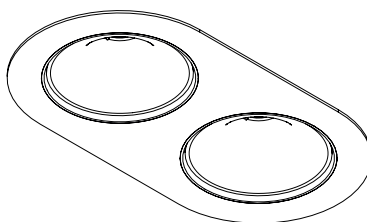
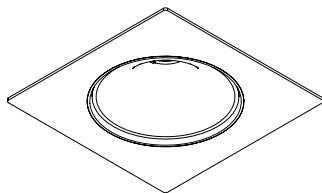
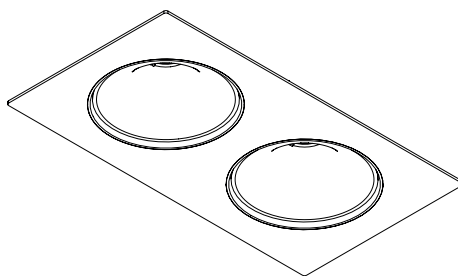


**ELI / E 1 | ELI / E 2 | ELI Sq / E 1 | ELI Sq / E 2****EN** INSTALLATION INSTRUCTIONS**FR** NOTICE DE MONTAGE**DE** MONTAGEANLEITUNG**PT** INSTRUÇÕES DE MONTAGEM**ES** INSTRUCCIONES DE MONTAJE**ELI / E 1****ELI / E 2****ELI Sq / E 1****ELI Sq / E 2**






Order code / Code com. / Bestell-Nr. / Código / Código: 90654L... | 90655L... | 90661L... | 90673L

**EN** Carefully read the installation instructions provided before installing the device. Safety and Maintenance: Scan here.**FR** Lire attentivement les notices de montage avant l'installation de l'appareil. Sécurité et Entretien: Scannez ici.**DE** Bitte lesen die mitgelieferte Montageanleitungen vor de Montage des Geräts. Sicherheit und Wartung: Hier scannen.**PT** Leia atentamente as instruções de montagem fornecidas antes de instalar o aparelho. Segurança e Manutenção: Scan aqui.**ES** Lea atentamente las instrucciones de montaje proporcionadas antes de instalar el aparato. Seguridad y Mantenimiento: Escanea aquí.

ELI /E 1 | ELI /E 2  
ELI Sq /E 2 | ELI Sq /E 2



**EN** WARNING: THE LUMINAIRE MUST BE ASSEMBLED WITH A DRIVER SUITABLE FOR ITS TECHNICAL SPECIFICATIONS.  
**FR** AVERTISSEMENT: L'APPAREIL DOIT ÊTRE INSTALLÉ AVEC LE DRIVER INSTALLÉ AVEC UN DRIVER QUI CORRESPOND À SES CARACTÉRISTIQUES TECHNIQUES.  
**DE** WARNUNG: DIE LEUCHTE MUSS MIT EINEM FÜR IHRE TECHNISCHEN SPEZIFIKATIONEN GEEIGNETEN TREIBER BESTÜCKT WERDEN.  
**PT** ATENÇÃO: A LUMINÁRIA DEVE SER MONTADA COM O DRIVER ADEQUADO AS SUAS CARACTERÍSTICAS TÉCNICAS.  
**ES** ATENCIÓN: LA LUMINARIA DEBERÁ MONTARSE CON EL DRIVER ADECUADO A SUS CARACTERÍSTICAS TÉCNICAS.

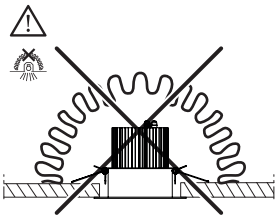
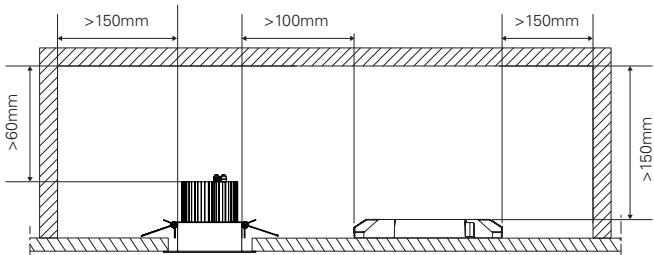
	 (mm)	 A	 B	 C	 (mm)	W	mA	V
.../E 1	Ø115x107	--	--	Ø95	1-25	8	250	32,7
.../E 2	215x115x107	195	100	Ø95	1-25	16	500	32,7
...Sq /E 1	115x115x107	--	--	Ø95	1-25	8	250	32,7
...Sq /E 2	215x115x107	195	100	Ø95	1-25	16	500	32,7

TOOLS | OUTILS | WERKZEUG | FERRAMENTAS | HERRAMIENTAS

Phillips screwdriver

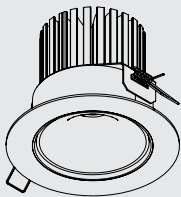


**EN** USE GLOVES.  
**FR** UTILISEZ DES GANTS.  
**DE** HANDSCHUHE BENUTZEN.  
**PT** UTILIZE LUVAS.  
**ES** USE GUANTES.



ELI /E 1 | ELI /E 2 | ELI Sq /E 1 | ELI Sq /E2

90654L... | 90655L... | 90661L... | 90673L...

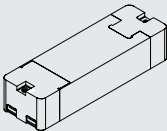


(x1)

CONTROL GEAR  
ALIMENTATION ÉLECTRIQUE  
GETRIEBSGERÄT  
FONTE DE ALIMENTACIÓN  
FUENTE DE ALIMENTACIÓN

90000... | 90010... | 90011... | 90030...

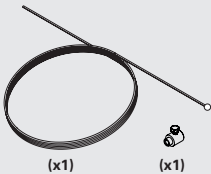
+   
IIV864






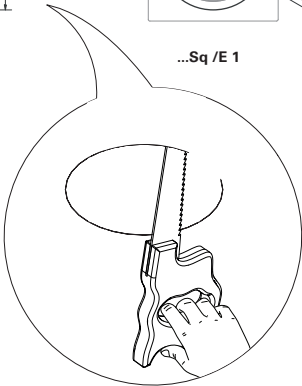
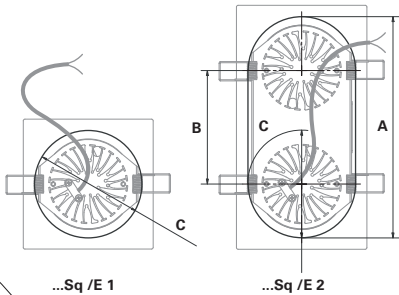
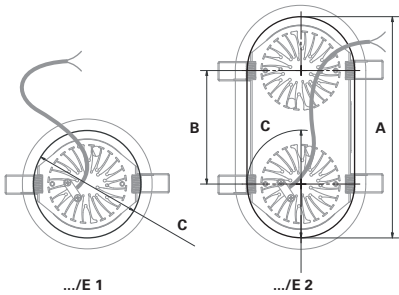
(x1)

SAFETY CABLE  
 FILIN D'ACIER  
 SICHERHEITSKABEL OPTION  
 CABO DE SEGURANÇA  
 CABLE DE SEGURIDAD

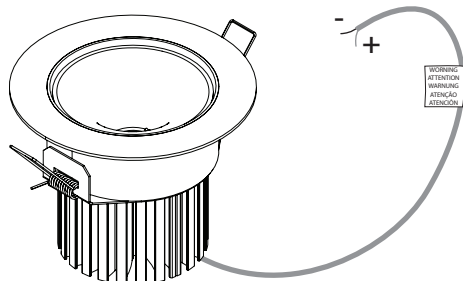
955000



	 (mm)					 (mm)
.../E 1	Ø115x107	--	--	Ø95		1-25
.../E 2	215x115x107	195	100	Ø95		
...Sq /E 1	115x115x107	--	--	Ø95		
...Sq /E 2	215x115x107	195	100	Ø95		



1

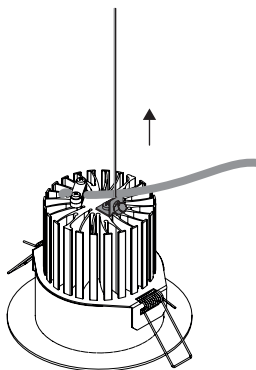
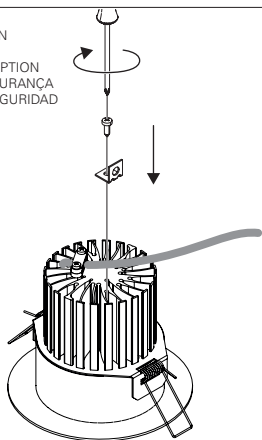


FOR ELECTRICAL CONNECTION, REQUIRES EXTERNAL CONTROL GEAR, READ:  
POUR LE RACCORDEMENT ÉLECTRIQUE, NÉCESSITE UN ÉQUIPEMENT DE COMMANDE EXTERNE, LIRE :  
FÜR DEN ELEKTRISCHEN ANSCHLUSS IST EIN EXTERNES STEUERGERÄT ERFORDERLICH, LESEN SIE:  
PARA LIGAÇÃO ELÉTRICA, REQUER FONTE DE ALIMENTAÇÃO EXTERNA, LER:  
PARA LA CONEXIÓN ELÉCTRICA, REQUIERE FUENTE DE ALIMENTACIÓN EXTERNA, LEA:

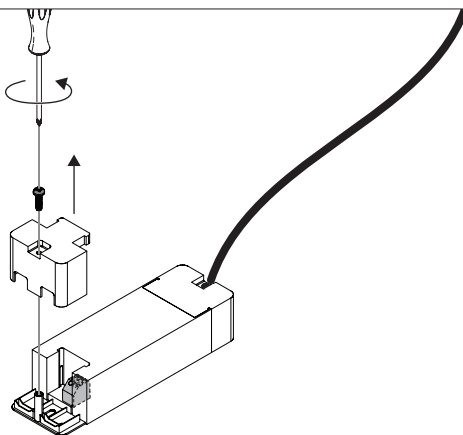


**IIV864**

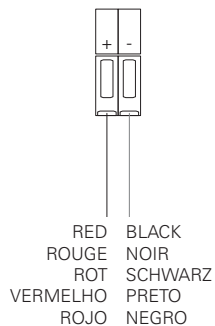
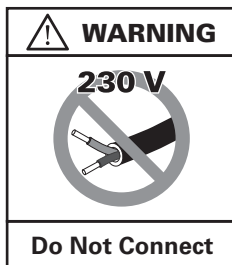
2 - SAFETY CABLE OPTION  
OPTION FILIN D'ACIER  
SICHERHEITSKABEL OPTION  
OPÇÃO CABO DE SEGURANÇA  
OPCIÓN CABLE DE SEGURIDAD



3

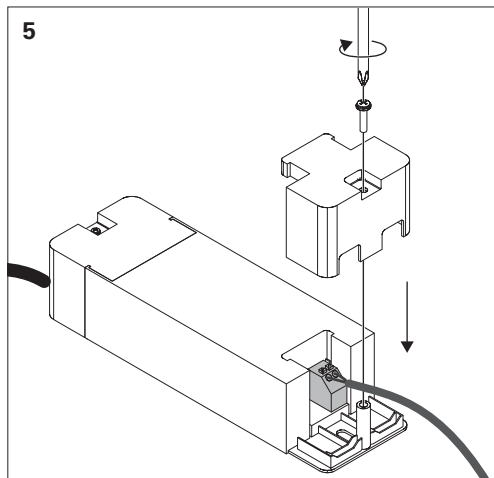


4



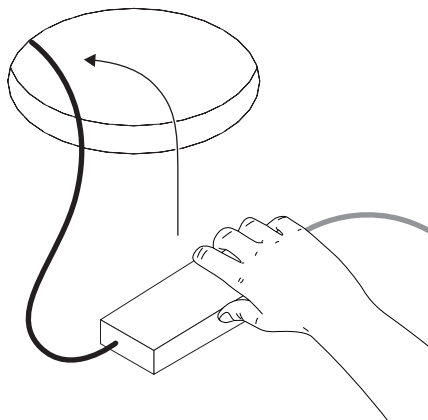
**EN** WARNING: NEVER CONNECT DIRECTLY ~230V. DRIVER REQUIRED FOR OPERATION.  
**FR** ATTENTION : NE JAMAIS BRANCHER DIRECTEMENT SUR ~230V. NECESSITE L'APPLICATION D'UN DRIVER.  
**DE** ACHTUNG: NIEMALS DIREKT AN ~230V ANSCHLIESSEN. FÜR DEN BETRIEB IST EIN TREIBER ERFORDERLICH.  
**PT** ATENÇÃO: NUNCA LIGAR ~230V DIRETO. REQUER APLICAÇÃO DO DRIVER.  
**ES** ATENCIÓN: NO CONECTAR DIRECTAMENTE A ~230V. REQUIERE LA APLICACIÓN DE UN DRIVER.

5



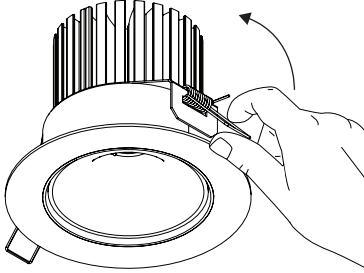
6

2.



7

1.



2.

