

**Luminaire**

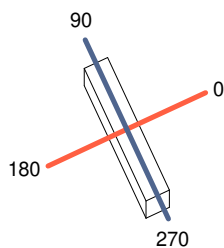
Code 906H2272  
Name ZLP LED L1650W290 DOZ 840

**Measurem.**

Code 11/8/2023  
Name ZLP LED L1650W290 DOZ 840

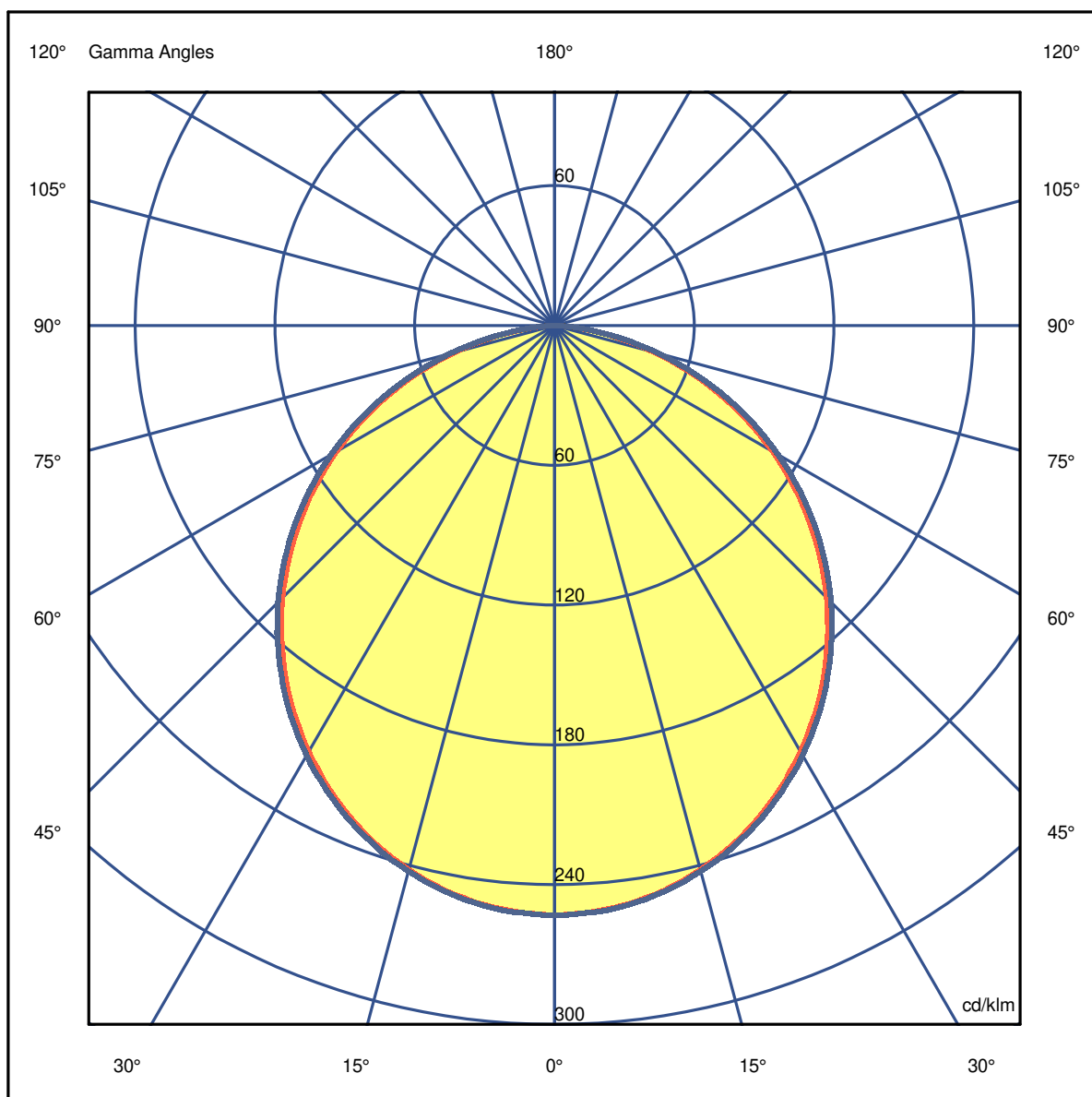
Luminaire Flux	5707 lm	Luminaire Power	46.6 W	Efficacy	122.387 lm/W	Efficiency	71.07%
Source Flux	8030 lm	Maximum value	253.40 cd/klm	Position	C=15.00 G=1.00	CG	Double Symmetrical

1650mm x 290mm



C Halfplanes

180.0 ————— 0.0  
270.0 ————— 90.0



## Luminaire

Code 906H2272  
Name ZLP LED L1650W290 DOZ 840

**Measur.**

Code 11/8/2023  
Name ZLP LED L1650W290 DOZ 840

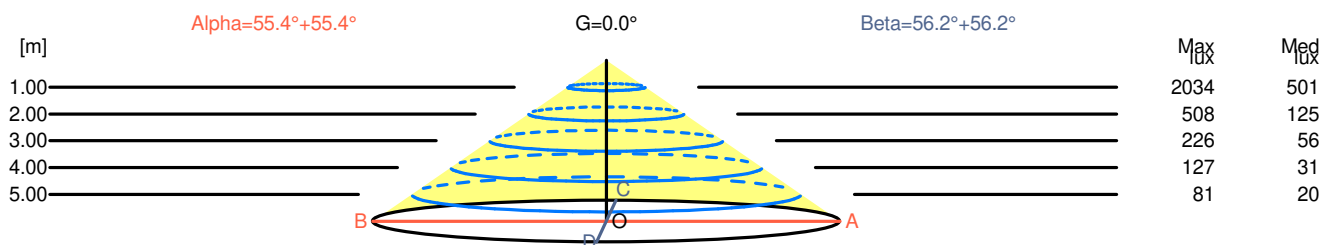
Luminaire Flux	5707 lm	Luminaire Power	46.6 W	Efficacy	122.387 lm/W	Efficiency	71.07%
Source Flux	8030 lm	Maximum value	253.40 cd/klm	Position	C=15.00 G=1.00	CG	Double Symmetrical


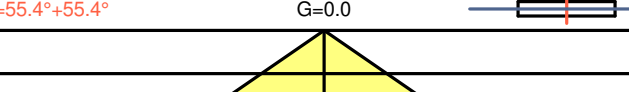
Width at 50.00 % of Max Intensity


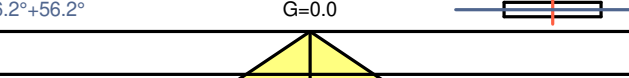
H[m]	1.00	2.00	3.00	4.00	5.00	H[m]	1.00	2.00	3.00	4.00	5.00
OA	1.45	2.90	4.36	5.81	7.26	OC	1.49	2.98	4.47	5.96	7.46
OB	1.45	2.90	4.36	5.81	7.26	OD	1.49	2.98	4.47	5.96	7.46

Luminous Intensities [ cd/klm]

	0	5	15	25	35	45	55	65	75	85
OA	2032.39	2020.35	1942.46	1793.90	1585.92	1327.36	1031.05	699.41	357.33	67.45
OB	2032.39	2020.35	1942.46	1793.90	1585.92	1327.36	1031.05	699.41	357.33	67.45
OC	2032.39	2023.56	1947.27	1803.54	1602.79	1348.24	1051.13	719.49	371.79	69.06
OD	2032.39	2023.56	1947.27	1803.54	1602.79	1348.24	1051.13	719.49	371.79	69.06



H[m]	D[m]	Max lux	Med lux	Alpha=55.4°+55.4°	G=0.0	
1.00	2.90	2034	501			
2.00	5.81	508	125			
3.00	8.71	226	56			
4.00	11.61	127	31			
5.00	14.52	81	20			

H[m]	D[m]	Max lux	Med lux	Beta=56.2°+56.2°	G=0.0	
1.00	2.98	2034	501			
2.00	5.96	508	125			
3.00	8.95	226	56			
4.00	11.93	127	31			
5.00	14.91	81	20			

**Luminaire**

Code 906H2272  
Name ZLP LED L1650W290 DOZ 840

**Measurement**

Code 11/8/2023  
Name ZLP LED L1650W290 DOZ 840

Luminaire Flux	5707 lm	Luminaire Power	46.6 W	Efficacy	122.387 lm/W	Efficiency	71.07%
Source Flux	8030 lm	Maximum value	253.40 cd/klm	Position	C=15.00 G=1.00	CG	Double Symmetrical

**UGR**  
S = 0.250

Reflectancies										
Ceiling/Cavity	0.7	0.7	0.5	0.5	0.3	0.7	0.7	0.5	0.5	0.3
Walls	0.5	0.3	0.5	0.3	0.3	0.5	0.3	0.5	0.3	0.3
Working Plane	0.2	0.2	0.2	0.2	0.2	0.2	0.2	0.2	0.2	0.2
Room Dimensions	Lateral View					Viewed Endwise				
x=2H y=2H	19.4	20.7	19.6	20.9	21.1	19.5	20.8	19.8	21.0	21.2
x=2H y=3H	20.9	22.1	21.2	22.3	22.6	21.0	22.2	21.3	22.5	22.7
x=2H y=4H	21.4	22.6	21.8	22.8	23.1	21.6	22.7	21.9	23.0	23.3
x=2H y=6H	21.8	22.9	22.2	23.2	23.5	22.0	23.0	22.3	23.3	23.6
x=2H y=8H	21.9	22.9	22.3	23.2	23.6	22.1	23.1	22.4	23.4	23.7
x=2H y=12H	21.9	22.9	22.3	23.2	23.6	22.1	23.1	22.5	23.4	23.7
x=4H y=2H	20.0	21.2	20.4	21.4	21.7	20.1	21.2	20.5	21.5	21.8
x=4H y=3H	21.7	22.7	22.1	23.0	23.4	21.8	22.8	22.2	23.1	23.5
x=4H y=4H	22.4	23.3	22.8	23.6	24.0	22.6	23.4	23.0	23.8	24.1
x=4H y=6H	22.9	23.6	23.3	24.0	24.4	23.1	23.8	23.5	24.2	24.6
x=4H y=8H	23.0	23.7	23.5	24.1	24.5	23.2	23.9	23.6	24.3	24.7
x=4H y=12H	23.1	23.7	23.6	24.1	24.6	23.3	23.9	23.7	24.3	24.7
x=8H y=4H	22.7	23.4	23.1	23.8	24.2	22.8	23.5	23.3	23.9	24.3
x=8H y=6H	23.3	23.9	23.8	24.3	24.7	23.4	24.0	23.9	24.4	24.9
x=8H y=8H	23.5	24.0	24.0	24.4	24.9	23.6	24.1	24.1	24.6	25.0
x=8H y=12H	23.6	24.0	24.1	24.5	25.0	23.8	24.2	24.2	24.6	25.1
x=12H y=4H	22.7	23.3	23.2	23.7	24.2	22.8	23.5	23.3	23.9	24.3
x=12H y=6H	23.3	23.8	23.8	24.3	24.8	23.5	24.0	24.0	24.4	24.9
x=12H y=8H	23.6	24.0	24.0	24.4	24.9	23.7	24.1	24.2	24.6	25.1

**Luminaire**

Code 906H2272

Name ZLP LED L1650W290 DOZ 840

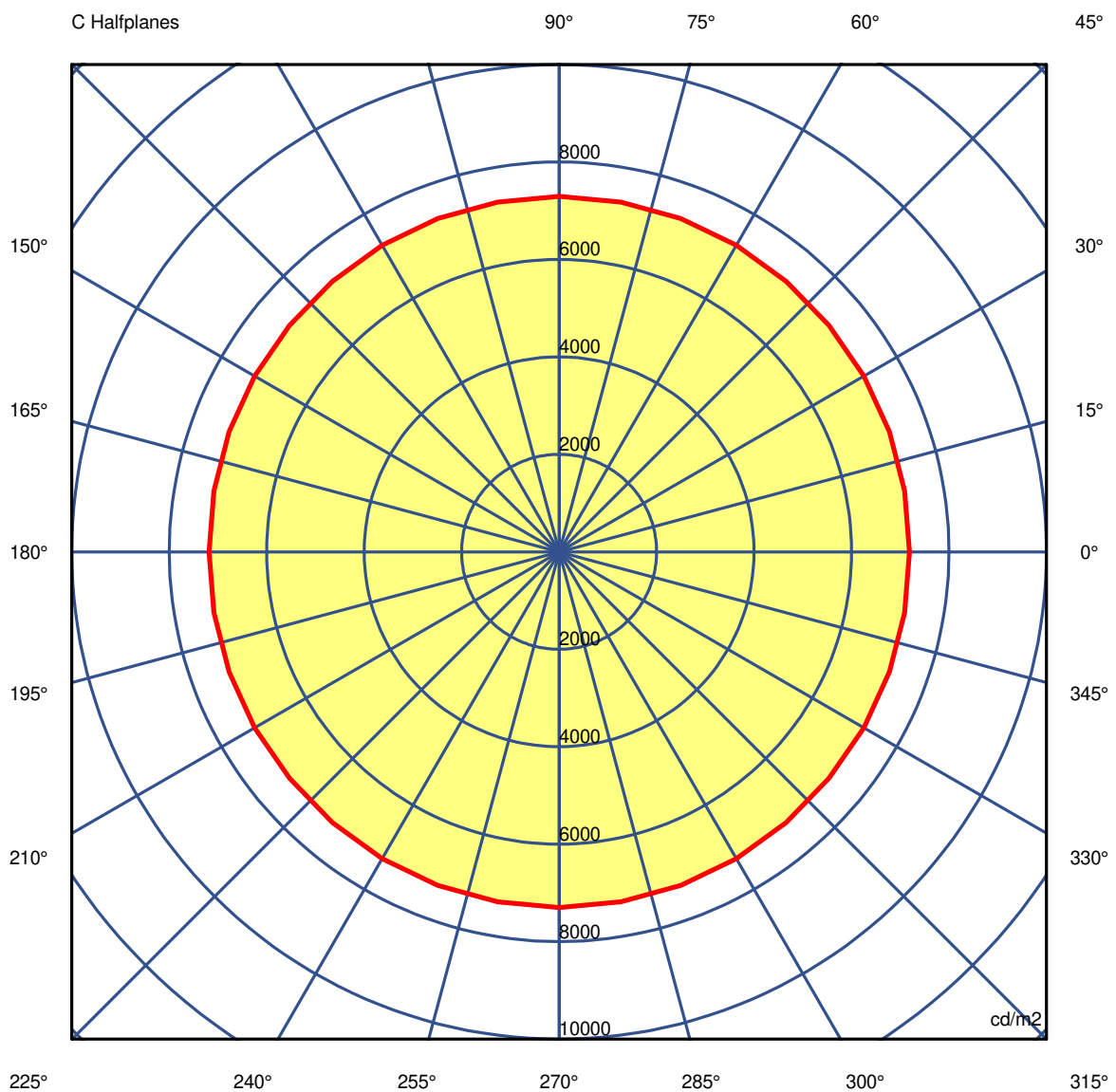
**Measurem.**

Code 11/8/2023

Name ZLP LED L1650W290 DOZ 840

Luminaire Flux	5707 lm	Luminaire Power	46.6 W	Efficacy	122.387 lm/W	Efficiency	71.07%
Source Flux	8030 lm	Maximum value	253.40 cd/klm	Position	C=15.00 G=1.00	CG Double Symmetrical	

Luminance



45.0°

**Luminaire**

Code 906H2272  
Name ZLP LED L1650W290 DOZ 840

**Measurem.**

Code 11/8/2023  
Name ZLP LED L1650W290 DOZ 840

Luminaire Flux	5707 lm	Luminaire Power		46.6 W		Efficacy		122.387 lm/W		Efficiency		71.07%	
Source Flux	8030 lm	Maximum value		253.40 cd/klm		Position		C=15.00 G=1.00		CG		Double Symmetrical	
Luminance cd/m2      Table 1/3													
	C 0.00	C 10.00	C 20.00	C 30.00	C 40.00	C 50.00	C 60.00	C 70.00	C 80.00	C 90.00	C 100.00	C 110.00	C 120.00
G 0.0	7778	7778	7778	7778	7778	7778	7778	7778	7778	7778	7778	7778	7778
G 5.0	7761	7773	7777	7774	7771	7770	7771	7773	7774	7774	7774	7773	7771
G 10.0	7739	7749	7751	7748	7747	7750	7754	7758	7755	7748	7755	7758	7754
G 15.0	7696	7709	7712	7709	7709	7715	7721	7720	7717	7715	7717	7720	7721
G 20.0	7643	7659	7661	7656	7659	7666	7672	7675	7674	7669	7674	7675	7672
G 25.0	7575	7586	7588	7588	7594	7603	7612	7620	7622	7616	7622	7620	7612
G 30.0	7494	7504	7512	7519	7525	7536	7548	7554	7555	7555	7555	7554	7548
G 35.0	7409	7421	7426	7428	7438	7456	7473	7479	7482	7488	7482	7479	7473
G 40.0	7297	7315	7326	7333	7346	7360	7373	7391	7397	7397	7397	7391	7373
G 45.0	7184	7195	7207	7219	7228	7247	7271	7284	7291	7297	7291	7284	7271
G 50.0	7042	7047	7059	7076	7093	7120	7147	7151	7155	7166	7155	7151	7147
G 55.0	6879	6883	6892	6911	6928	6951	6981	7006	7013	7013	7013	7006	6981
G 60.0	6644	6656	6669	6687	6715	6743	6767	6794	6806	6810	6806	6794	6767
G 65.0	6333	6346	6366	6392	6415	6444	6479	6507	6515	6515	6515	6507	6479
G 70.0	5912	5929	5951	5975	5997	6028	6065	6092	6108	6119	6108	6092	6065
G 75.0	5284	5297	5323	5355	5377	5409	5450	5477	5491	5497	5491	5477	5450
G 80.0	4318	4343	4363	4389	4437	4476	4495	4507	4518	4530	4518	4507	4495
G 85.0	2962	2962	2982	3032	3057	3082	3103	3084	3054	3032	3054	3084	3103
G 90.0	0	0	0	0	0	0	0	0	0	0	0	0	0

**Luminaire**

Code 906H2272  
Name ZLP LED L1650W290 DOZ 840

**Measurem.**

Code 11/8/2023  
Name ZLP LED L1650W290 DOZ 840

Luminaire Flux	5707 lm		Luminaire Power		46.6 W		Efficacy		122.387 lm/W		Efficiency		71.07%	
Source Flux	8030 lm		Maximum value		253.40 cd/klm		Position		C=15.00 G=1.00		CG		Double Symmetrical	
Luminance cd/m2														
Table 2/3														
	C 130.00	C 140.00	C 150.00	C 160.00	C 170.00	C 180.00	C 190.00	C 200.00	C 210.00	C 220.00	C 230.00	C 240.00	C 250.00	
G 0.0	7778	7778	7778	7778	7778	7778	7778	7778	7778	7778	7778	7778	7778	
G 5.0	7770	7771	7774	7777	7773	7761	7773	7777	7774	7771	7770	7771	7773	
G 10.0	7750	7747	7748	7751	7749	7739	7749	7751	7748	7747	7750	7754	7758	
G 15.0	7715	7709	7709	7712	7709	7696	7709	7712	7709	7709	7715	7721	7720	
G 20.0	7666	7659	7656	7661	7659	7643	7659	7661	7656	7659	7666	7672	7675	
G 25.0	7603	7594	7588	7588	7586	7575	7586	7588	7588	7594	7603	7612	7620	
G 30.0	7536	7525	7519	7512	7504	7494	7504	7512	7519	7525	7536	7548	7554	
G 35.0	7456	7438	7428	7426	7421	7409	7421	7426	7428	7438	7456	7473	7479	
G 40.0	7360	7346	7333	7326	7315	7297	7315	7326	7333	7346	7360	7373	7391	
G 45.0	7247	7228	7219	7207	7195	7184	7195	7207	7219	7228	7247	7271	7284	
G 50.0	7120	7093	7076	7059	7047	7042	7047	7059	7076	7093	7120	7147	7151	
G 55.0	6951	6928	6911	6892	6883	6879	6883	6892	6911	6928	6951	6981	7006	
G 60.0	6743	6715	6687	6669	6656	6644	6656	6669	6687	6715	6743	6767	6794	
G 65.0	6444	6415	6392	6366	6346	6333	6346	6366	6392	6415	6444	6479	6507	
G 70.0	6028	5997	5975	5951	5929	5912	5929	5951	5975	5997	6028	6065	6092	
G 75.0	5409	5377	5355	5323	5297	5284	5297	5323	5355	5377	5409	5450	5477	
G 80.0	4476	4437	4389	4363	4343	4318	4343	4363	4389	4437	4476	4495	4507	
G 85.0	3082	3057	3032	2982	2962	2962	2962	2982	3032	3057	3082	3103	3084	
G 90.0	0	0	0	0	0	0	0	0	0	0	0	0	0	

**Luminaire**

Code 906H2272

Name ZLP LED L1650W290 DOZ 840

**Measurem.**

Code 11/8/2023

Name ZLP LED L1650W290 DOZ 840

Luminaire Flux	5707 lm	Luminaire Power	46.6 W	Efficacy	122.387 lm/W	Efficiency	71.07%
Source Flux	8030 lm	Maximum value	253.40 cd/klm	Position	C=15.00 G=1.00	CG	Double Symmetrical

**Luminance cd/m2 Table 3/3**

	C 260.00	C 270.00	C 280.00	C 290.00	C 300.00	C 310.00	C 320.00	C 330.00	C 340.00	C 350.00
G 0.0	7778	7778	7778	7778	7778	7778	7778	7778	7778	7778
G 5.0	7774	7774	7774	7773	7771	7770	7771	7774	7777	7773
G 10.0	7755	7748	7755	7758	7754	7750	7747	7748	7751	7749
G 15.0	7717	7715	7717	7720	7721	7715	7709	7709	7712	7709
G 20.0	7674	7669	7674	7675	7672	7666	7659	7656	7661	7659
G 25.0	7622	7616	7622	7620	7612	7603	7594	7588	7588	7586
G 30.0	7555	7555	7555	7554	7548	7536	7525	7519	7512	7504
G 35.0	7482	7488	7482	7479	7473	7456	7438	7428	7426	7421
G 40.0	7397	7397	7397	7391	7373	7360	7346	7333	7326	7315
G 45.0	7291	7297	7291	7284	7271	7247	7228	7219	7207	7195
G 50.0	7155	7166	7155	7151	7147	7120	7093	7076	7059	7047
G 55.0	7013	7013	7013	7006	6981	6951	6928	6911	6892	6883
G 60.0	6806	6810	6806	6794	6767	6743	6715	6687	6669	6656
G 65.0	6515	6515	6515	6507	6479	6444	6415	6392	6366	6346
G 70.0	6108	6119	6108	6092	6065	6028	5997	5975	5951	5929
G 75.0	5491	5497	5491	5477	5450	5409	5377	5355	5323	5297
G 80.0	4518	4530	4518	4507	4495	4476	4437	4389	4363	4343
G 85.0	3054	3032	3054	3084	3103	3082	3057	3032	2982	2962
G 90.0	0	0	0	0	0	0	0	0	0	0