

**Luminaire**

Code 90709L014-98

Name CONCEPT LINEA 35 / E L1967 BFLEX 830 MID/END

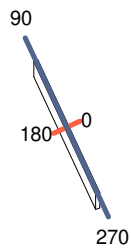
**Measurem.**

Code 31/7/2023

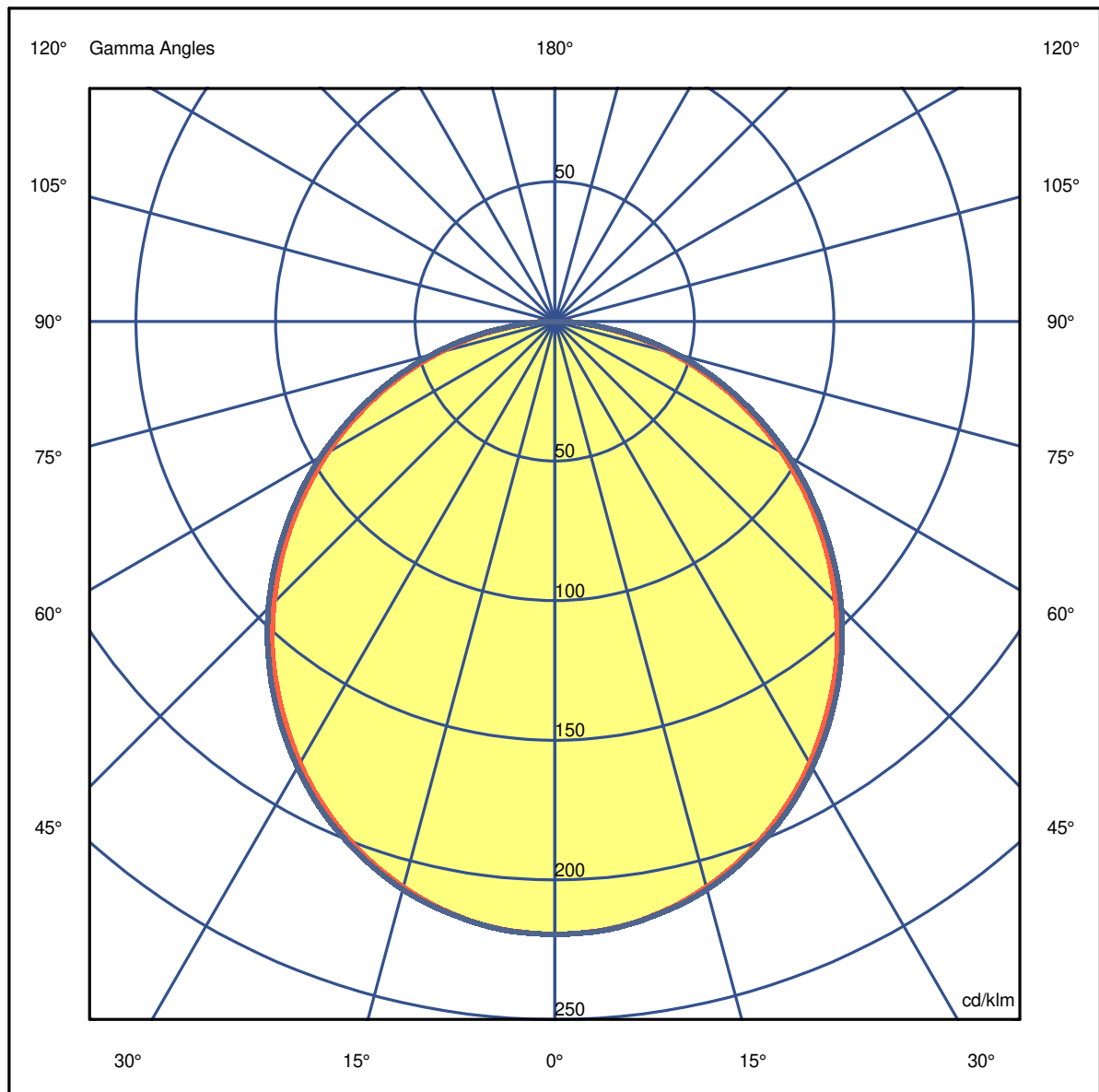
Name CONCEPT LINEA 35 / E L1967 BFLEX 830 MID/END

Luminaire Flux	5573 lm	Luminaire Power	60.6 W	Efficacy	91.914 lm/W	Efficiency	62.59%
Source Flux	8904 lm	Maximum value	219.50 cd/klm	Position	C=0.00 G=0.00	CG	Double Symmetrical

1967mm x 58mm



C Halfplanes



**Luminaire**

Code 90709L014-98

Name CONCEPT LINEA 35 / E L1967 BFLEX 830 MID/END

**Measurem.**

Code 31/7/2023

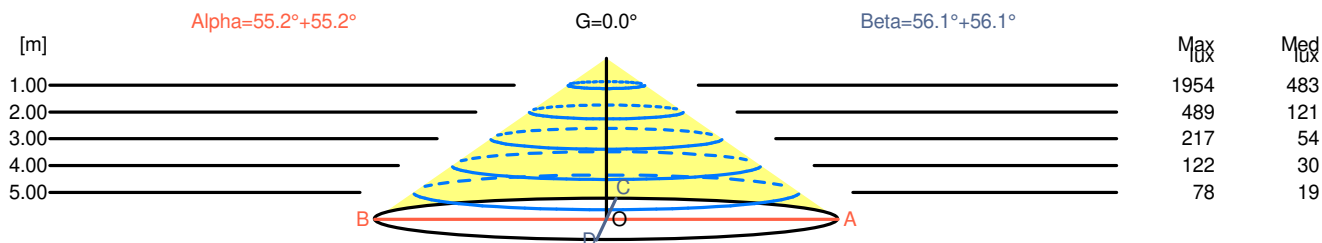
Name CONCEPT LINEA 35 / E L1967 BFLEX 830 MID/END

Luminaire Flux	5573 lm	Luminaire Power	60.6 W	Efficacy	91.914 lm/W	Efficiency	62.59%
Source Flux	8904 lm	Maximum value	219.50 cd/klm	Position	C=0.00 G=0.00	CG	Double Symmetrical

Width at 50.00 % of Max Intensity

H[m]	1.00	2.00	3.00	4.00	5.00	H[m]	1.00	2.00	3.00	4.00	5.00
OA	1.44	2.88	4.32	5.76	7.20	OC	1.49	2.98	4.47	5.96	7.45
OB	1.44	2.88	4.32	5.76	7.20	OD	1.49	2.98	4.47	5.96	7.45

	0	5	15	25	35	45	55	65	75	85
OA	1954.43	1945.52	1867.17	1722.03	1516.35	1267.04	983.89	684.72	381.98	104.18
OB	1954.43	1945.52	1867.17	1722.03	1516.35	1267.04	983.89	684.72	381.98	104.18
OC	1954.43	1946.41	1875.18	1735.39	1536.83	1292.86	1009.71	708.76	403.35	105.96
OD	1954.43	1946.41	1875.18	1735.39	1536.83	1292.86	1009.71	708.76	403.35	105.96



H[m]	D[m]	Max lux	Med lux	Alpha=55.2°+55.2°	G=0.0
1.00	2.88	1954	483		
2.00	5.76	489	121		
3.00	8.64	217	54		
4.00	11.52	122	30		
5.00	14.40	78	19		

H[m]	D[m]	Max lux	Med lux	Beta=56.1°+56.1°	G=0.0
1.00	2.98	1954	483		
2.00	5.96	489	121		
3.00	8.94	217	54		
4.00	11.91	122	30		
5.00	14.89	78	19		

**Luminaire**

Code 90709L014-98

Name CONCEPT LINEA 35 / E L1967 BFLEX 830 MID/END

**Measurem.**

Code 31/7/2023

Name CONCEPT LINEA 35 / E L1967 BFLEX 830 MID/END

Luminaire Flux	5573 lm	Luminaire Power	60.6 W	Efficacy	91.914 lm/W	Efficiency	62.59%
Source Flux	8904 lm	Maximum value	219.50 cd/klm	Position	C=0.00 G=0.00	CG	Double Symmetrical

**UGR**  
S = 0.250

Reflectancies										
Ceiling/Cavity	0.7	0.7	0.5	0.5	0.3	0.7	0.7	0.5	0.5	0.3
Walls	0.5	0.3	0.5	0.3	0.3	0.5	0.3	0.5	0.3	0.3
Working Plane	0.2	0.2	0.2	0.2	0.2	0.2	0.2	0.2	0.2	0.2
Room Dimensions	Lateral View					Viewed Endwise				
x=2H y=2H	20.1	21.4	20.4	21.6	21.9	22.6	23.9	22.8	24.1	24.4
x=2H y=3H	21.1	22.3	21.4	22.6	22.9	24.2	25.4	24.5	25.6	25.9
x=2H y=4H	21.4	22.6	21.8	22.9	23.1	24.8	26.0	25.2	26.3	26.5
x=2H y=6H	21.6	22.7	22.0	23.0	23.3	25.3	26.4	25.7	26.7	27.0
x=2H y=8H	21.7	22.7	22.0	23.0	23.3	25.5	26.5	25.8	26.8	27.1
x=2H y=12H	21.7	22.6	22.0	23.0	23.3	25.6	26.6	26.0	26.9	27.2
x=4H y=2H	20.7	21.9	21.1	22.2	22.4	22.8	23.9	23.1	24.2	24.5
x=4H y=3H	21.9	22.9	22.3	23.2	23.6	24.5	25.5	24.9	25.8	26.2
x=4H y=4H	22.4	23.2	22.8	23.6	23.9	25.3	26.1	25.7	26.5	26.8
x=4H y=6H	22.6	23.4	23.0	23.8	24.2	25.9	26.6	26.3	27.0	27.4
x=4H y=8H	22.7	23.4	23.1	23.8	24.2	26.1	26.8	26.5	27.1	27.6
x=4H y=12H	22.7	23.4	23.2	23.8	24.2	26.2	26.8	26.6	27.2	27.6
x=8H y=4H	22.6	23.3	23.1	23.7	24.1	25.3	26.0	25.8	26.4	26.8
x=8H y=6H	23.0	23.6	23.4	24.0	24.4	25.9	26.5	26.4	27.0	27.4
x=8H y=8H	23.1	23.6	23.6	24.0	24.5	26.2	26.7	26.7	27.1	27.6
x=8H y=12H	23.1	23.6	23.6	24.0	24.5	26.3	26.8	26.8	27.2	27.8
x=12H y=4H	22.6	23.3	23.1	23.7	24.1	25.3	25.9	25.7	26.4	26.8
x=12H y=6H	23.0	23.5	23.5	24.0	24.4	26.0	26.5	26.4	26.9	27.4
x=12H y=8H	23.1	23.6	23.6	24.0	24.6	26.2	26.6	26.7	27.1	27.6

**Luminaire**

Code 90709L014-98

Name CONCEPT LINEA 35 / E L1967 BFLEX 830 MID/END

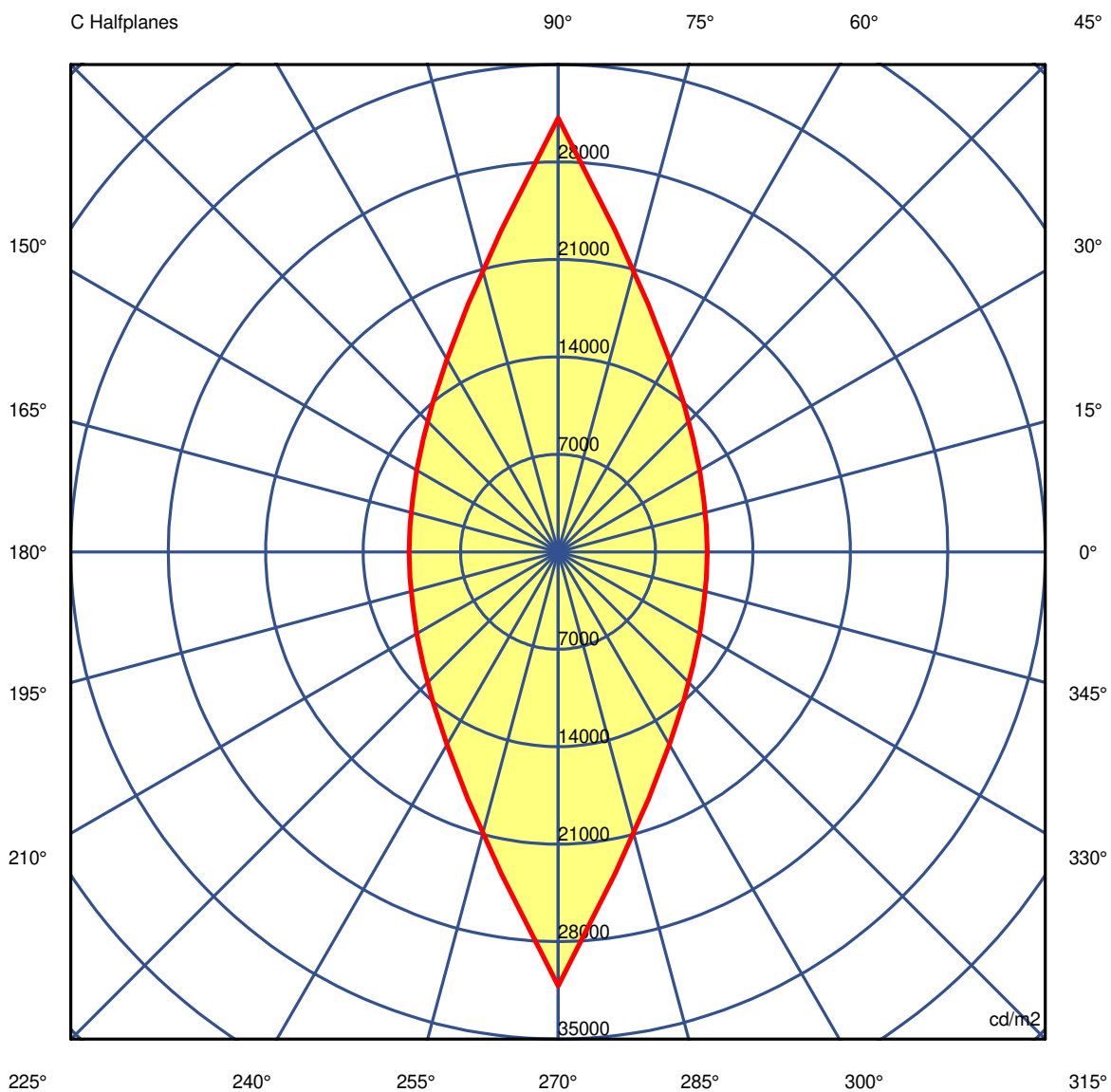
**Measurem.**

Code 31/7/2023

Name CONCEPT LINEA 35 / E L1967 BFLEX 830 MID/END

Luminaire Flux	5573 lm	Luminaire Power	60.6 W	Efficacy	91.914 lm/W	Efficiency	62.59%
Source Flux	8904 lm	Maximum value	219.50 cd/klm	Position	C=0.00 G=0.00	CG	Double Symmetrical

Luminance



**Luminaire**

Code 90709L014-98

Name CONCEPT LINEA 35 /E L1967 BFLEX 830 MID/END

**Measurem.**

Code 31/7/2023

Name CONCEPT LINEA 35 /E L1967 BFLEX 830 MID/END

Luminaire Flux	5573 lm		Luminaire Power		60.6 W		Efficacy		91.914 lm/W		Efficiency		62.59%	
Source Flux	8904 lm		Maximum value		219.50 cd/klm		Position		C=0.00 G=0.00		CG		Double Symmetrical	
Luminance cd/m2														
Table 1/3														
	C 0.00	C 10.00	C 20.00	C 30.00	C 40.00	C 50.00	C 60.00	C 70.00	C 80.00	C 90.00	C 100.00	C 110.00	C 120.00	
G 0.0	34262	34262	34262	34262	34262	34262	34262	34262	34262	34262	34262	34262	34262	
G 5.0	29288	29331	29511	29821	30234	30796	31507	32309	33197	34167	33197	32309	31507	
G 10.0	25445	25507	25787	26279	26961	27879	29053	30461	32099	33971	32099	30461	29053	
G 15.0	22332	22416	22762	23362	24195	25346	26858	28712	30990	33775	30990	28712	26858	
G 20.0	19754	19857	20215	20843	21781	23085	24812	27022	29845	33457	29845	27022	24812	
G 25.0	17527	17632	18004	18665	19636	21014	22894	25372	28673	33128	28673	25372	22894	
G 30.0	15562	15656	16030	16702	17691	19102	21067	23753	27457	32699	27457	23753	21067	
G 35.0	13797	13908	14274	14923	15909	17335	19344	22153	26188	32247	26188	22153	19344	
G 40.0	12224	12292	12633	13271	14227	15621	17629	20517	24838	31722	24838	20517	17629	
G 45.0	10717	10807	11129	11725	12646	14003	15983	18919	23471	31165	23471	18919	15983	
G 50.0	9327	9399	9706	10270	11121	12407	14336	17243	21930	30439	21930	17243	14336	
G 55.0	8002	8080	8356	8862	9656	10859	12682	15523	20301	29655	20301	15523	12682	
G 60.0	6754	6821	7065	7524	8235	9332	11027	13721	18500	28829	18500	13721	11027	
G 65.0	5525	5586	5794	6184	6819	7791	9306	11826	16507	27708	16507	11826	9306	
G 70.0	4336	4382	4557	4893	5416	6247	7581	9814	14232	26497	14232	9814	7581	
G 75.0	3153	3193	3339	3613	4010	4659	5741	7591	11517	24696	11517	7591	5741	
G 80.0	2008	2014	2115	2314	2589	3033	3791	5152	8262	21825	8262	5152	3791	
G 85.0	908	909	960	1060	1193	1415	1803	2490	4203	16080	4203	2490	1803	
G 90.0	267	193	201	259	262	312	457	578	974	12062	974	578	457	

**Luminaire**

Code 90709L014-98

Name CONCEPT LINEA 35 /E L1967 BFLEX 830 MID/END

**Measur.**

Code 31/7/2023

Name CONCEPT LINEA 35 /E L1967 BFLEX 830 MID/END

Luminaire Flux	5573 lm	Luminaire Power		60.6 W		Efficacy		91.914 lm/W		Efficiency		62.59%	
Source Flux	8904 lm	Maximum value		219.50 cd/klm		Position		C=0.00 G=0.00		CG		Double Symmetrical	
Luminance cd/m2 Table 2/3													
	C 130.00	C 140.00	C 150.00	C 160.00	C 170.00	C 180.00	C 190.00	C 200.00	C 210.00	C 220.00	C 230.00	C 240.00	C 250.00
G 0.0	34262	34262	34262	34262	34262	34262	34262	34262	34262	34262	34262	34262	34262
G 5.0	30796	30234	29821	29511	29331	29288	29331	29511	29821	30234	30796	31507	32309
G 10.0	27879	26961	26279	25787	25507	25445	25507	25787	26279	26961	27879	29053	30461
G 15.0	25346	24195	23362	22762	22416	22332	22416	22762	23362	24195	25346	26858	28712
G 20.0	23085	21781	20843	20215	19857	19754	19857	20215	20843	21781	23085	24812	27022
G 25.0	21014	19636	18665	18004	17632	17527	17632	18004	18665	19636	21014	22894	25372
G 30.0	19102	17691	16702	16030	15656	15562	15656	16030	16702	17691	19102	21067	23753
G 35.0	17335	15909	14923	14274	13908	13797	13908	14274	14923	15909	17335	19344	22153
G 40.0	15621	14227	13271	12633	12292	12224	12292	12633	13271	14227	15621	17629	20517
G 45.0	14003	12646	11725	11129	10807	10717	10807	11129	11725	12646	14003	15983	18919
G 50.0	12407	11121	10270	9706	9399	9327	9399	9706	10270	11121	12407	14336	17243
G 55.0	10859	9656	8862	8356	8080	8002	8080	8356	8862	9656	10859	12682	15523
G 60.0	9332	8235	7524	7065	6821	6754	6821	7065	7524	8235	9332	11027	13721
G 65.0	7791	6819	6184	5794	5586	5525	5586	5794	6184	6819	7791	9306	11826
G 70.0	6247	5416	4893	4557	4382	4336	4382	4557	4893	5416	6247	7581	9814
G 75.0	4659	4010	3613	3339	3193	3153	3193	3339	3613	4010	4659	5741	7591
G 80.0	3033	2589	2314	2115	2014	2008	2014	2115	2314	2589	3033	3791	5152
G 85.0	1415	1193	1060	960	909	908	909	960	1060	1193	1415	1803	2490
G 90.0	312	262	259	201	193	267	193	201	259	262	312	457	578

**Luminaire**

Code 90709L014-98

Name CONCEPT LINEA 35 / E L1967 BFLEX 830 MID/END

**Measurem.**

Code 31/7/2023

Name CONCEPT LINEA 35 / E L1967 BFLEX 830 MID/END

Luminaire Flux	5573 lm	Luminaire Power	60.6 W	Efficacy	91.914 lm/W	Efficiency	62.59%
Source Flux	8904 lm	Maximum value	219.50 cd/klm	Position	C=0.00 G=0.00	CG	Double Symmetrical

**Luminance cd/m2 Table 3/3**

	C 260.00	C 270.00	C 280.00	C 290.00	C 300.00	C 310.00	C 320.00	C 330.00	C 340.00	C 350.00
G 0.0	34262	34262	34262	34262	34262	34262	34262	34262	34262	34262
G 5.0	33197	34167	33197	32309	31507	30796	30234	29821	29511	29331
G 10.0	32099	33971	32099	30461	29053	27879	26961	26279	25787	25507
G 15.0	30990	33775	30990	28712	26858	25346	24195	23362	22762	22416
G 20.0	29845	33457	29845	27022	24812	23085	21781	20843	20215	19857
G 25.0	28673	33128	28673	25372	22894	21014	19636	18665	18004	17632
G 30.0	27457	32699	27457	23753	21067	19102	17691	16702	16030	15656
G 35.0	26188	32247	26188	22153	19344	17335	15909	14923	14274	13908
G 40.0	24838	31722	24838	20517	17629	15621	14227	13271	12633	12292
G 45.0	23471	31165	23471	18919	15983	14003	12646	11725	11129	10807
G 50.0	21930	30439	21930	17243	14336	12407	11121	10270	9706	9399
G 55.0	20301	29655	20301	15523	12682	10859	9656	8862	8356	8080
G 60.0	18500	28829	18500	13721	11027	9332	8235	7524	7065	6821
G 65.0	16507	27708	16507	11826	9306	7791	6819	6184	5794	5586
G 70.0	14232	26497	14232	9814	7581	6247	5416	4893	4557	4382
G 75.0	11517	24696	11517	7591	5741	4659	4010	3613	3339	3193
G 80.0	8262	21825	8262	5152	3791	3033	2589	2314	2115	2014
G 85.0	4203	16080	4203	2490	1803	1415	1193	1060	960	909
G 90.0	974	12062	974	578	457	312	262	259	201	193