

Luminaire

Code 90715L102

Name ROFY 60 SQ D/I L1078W286 GCONTROL+ K3 840 LO

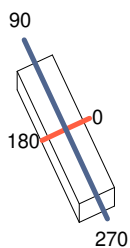
Measurem.

Code 9/8/2023

Name ROFY 60 SQ D/I L1078W286 GCONTROL+ K3 840 LO

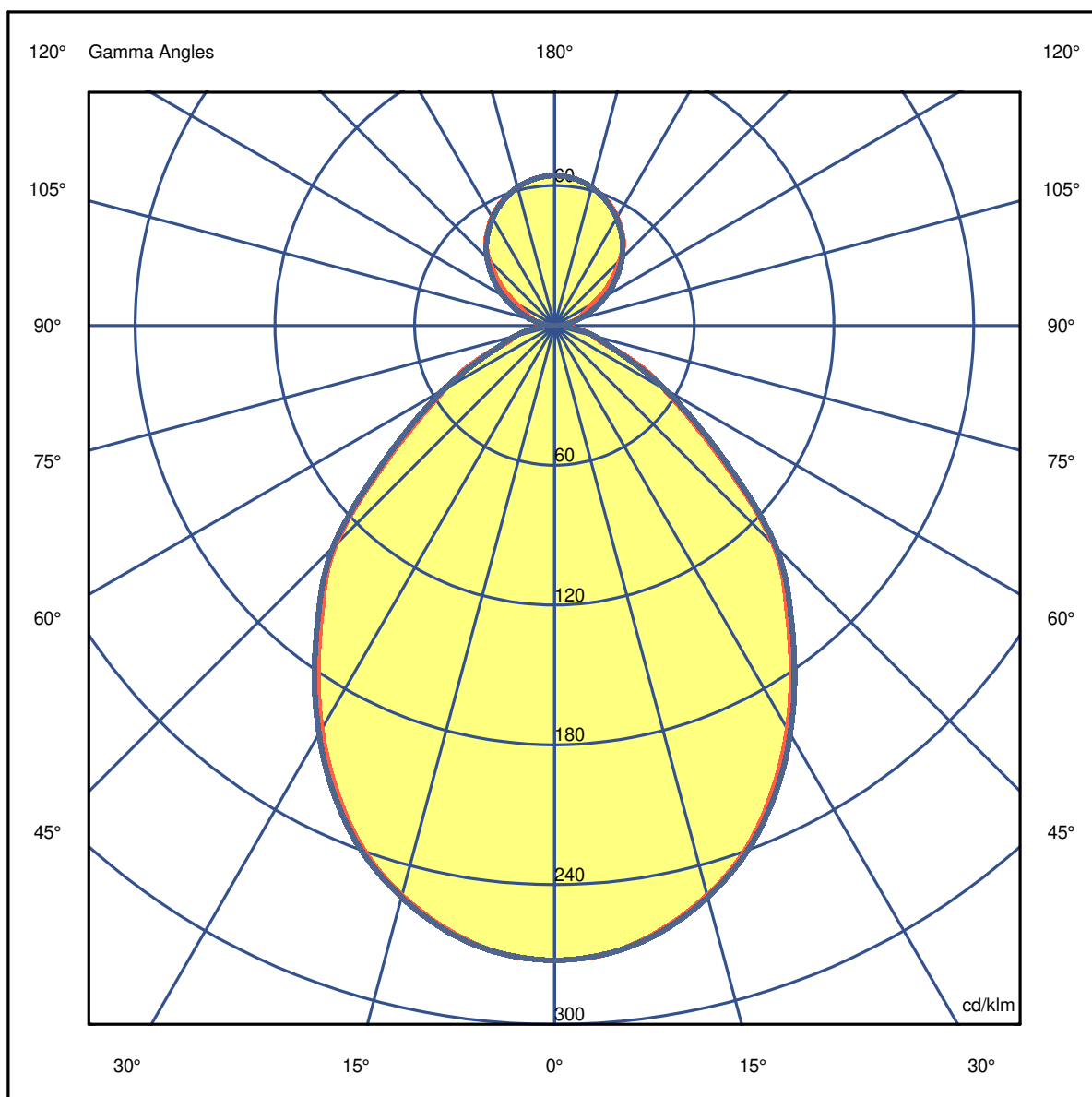
Luminaire Flux	5755 lm	Luminaire Power	46.1 W	Efficacy	124.758 lm/W	Efficiency	70.98%
Source Flux	8108 lm	Maximum value	272.60 cd/klm	Position	C=0.00 G=0.00	CG	Double Symmetrical

1078mm x 286mm



C Halfplanes

180.0 ——— 0.0
270.0 ——— 90.0



Luminaire

Code 90715L102

Name ROFY 60 SQ D/I L1078W286 GCONTROL+ K3 840 LO

Measurem.

Code 9/8/2023

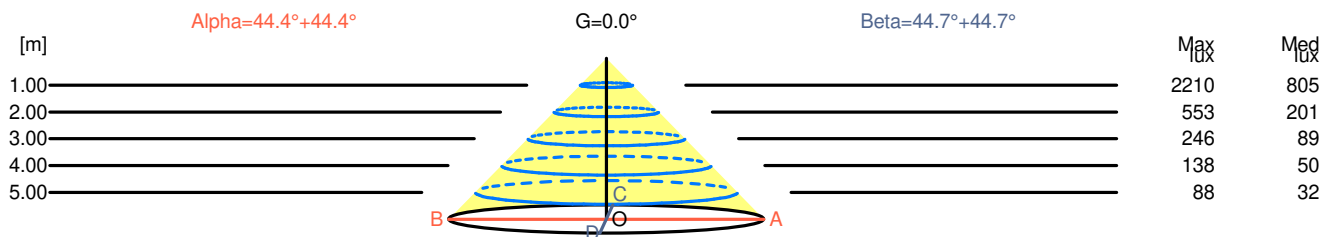
Name ROFY 60 SQ D/I L1078W286 GCONTROL+ K3 840 LO

Luminaire Flux	5755 lm	Luminaire Power	46.1 W	Efficacy	124.758 lm/W	Efficiency	70.98%
Source Flux	8108 lm	Maximum value	272.60 cd/klm	Position	C=0.00 G=0.00	CG	Double Symmetrical

Width at 50.00 % of Max Intensity

H[m]	1.00	2.00	3.00	4.00	5.00	H[m]	1.00	2.00	3.00	4.00	5.00
OA	0.98	1.96	2.94	3.92	4.90	OC	0.99	1.98	2.97	3.95	4.94
OB	0.98	1.96	2.94	3.92	4.90	OD	0.99	1.98	2.97	3.95	4.94

	0	5	15	25	35	45	55	65	75	85
OA	2210.24	2192.40	2053.76	1792.68	1436.74	1079.99	592.69	317.83	141.89	49.46
OB	2210.24	2192.40	2053.76	1792.68	1436.74	1079.99	592.69	317.83	141.89	49.46
OC	2210.24	2192.40	2059.43	1809.71	1457.01	1091.34	613.78	295.94	145.94	41.35
OD	2210.24	2192.40	2059.43	1809.71	1457.01	1091.34	613.78	295.94	145.94	41.35



H[m]	D[m]	Max lux	Med lux	Alpha=44.4°+44.4°	G=0.0	
1.00	1.96	2210	805			
2.00	3.92	553	201			
3.00	5.88	246	89			
4.00	7.83	138	50			
5.00	9.79	88	32			

H[m]	D[m]	Max lux	Med lux	Beta=44.7°+44.7°	G=0.0	
1.00	1.98	2210	805			
2.00	3.95	553	201			
3.00	5.93	246	89			
4.00	7.91	138	50			
5.00	9.89	88	32			

Luminaire

Code 90715L102

Name ROFY 60 SQ D/I L1078W286 GCONTROL+ K3 840 LO

Measurem.

Code 9/8/2023

Name ROFY 60 SQ D/I L1078W286 GCONTROL+ K3 840 LO

Luminaire Flux	5755 lm	Luminaire Power	46.1 W	Efficacy	124.758 lm/W	Efficiency	70.98%
Source Flux	8108 lm	Maximum value	272.60 cd/klm	Position	C=0.00 G=0.00	CG	Double Symmetrical

UGR
S = 0.250

Reflectancies										
Ceiling/Cavity	0.7	0.7	0.5	0.5	0.3	0.7	0.7	0.5	0.5	0.3
Walls	0.5	0.3	0.5	0.3	0.3	0.5	0.3	0.5	0.3	0.3
Working Plane	0.2	0.2	0.2	0.2	0.2	0.2	0.2	0.2	0.2	0.2
Room Dimensions	Lateral View					Viewed Endwise				
x=2H y=2H	13.9	14.8	14.5	15.4	16.1	14.5	15.4	15.1	16.0	16.7
x=2H y=3H	14.4	15.2	15.0	15.8	16.5	15.1	15.9	15.7	16.5	17.2
x=2H y=4H	14.5	15.3	15.2	15.9	16.7	15.3	16.0	15.9	16.7	17.4
x=2H y=6H	14.6	15.3	15.3	16.0	16.7	15.4	16.1	16.1	16.8	17.5
x=2H y=8H	14.6	15.3	15.3	16.0	16.7	15.5	16.1	16.1	16.8	17.6
x=2H y=12H	14.6	15.3	15.3	15.9	16.7	15.5	16.1	16.2	16.8	17.6
x=4H y=2H	13.9	14.7	14.6	15.3	16.1	14.5	15.3	15.2	15.9	16.6
x=4H y=3H	14.6	15.2	15.3	15.9	16.7	15.2	15.8	15.9	16.5	17.3
x=4H y=4H	14.8	15.4	15.5	16.0	16.9	15.5	16.0	16.2	16.7	17.5
x=4H y=6H	15.0	15.5	15.7	16.2	17.0	15.7	16.2	16.5	16.9	17.8
x=4H y=8H	15.0	15.5	15.8	16.2	17.1	15.8	16.3	16.6	17.0	17.9
x=4H y=12H	15.1	15.4	15.8	16.2	17.1	15.9	16.3	16.6	17.0	17.9
x=8H y=4H	14.8	15.2	15.6	16.0	16.9	15.5	15.9	16.2	16.6	17.5
x=8H y=6H	15.1	15.4	15.9	16.2	17.1	15.8	16.2	16.6	16.9	17.8
x=8H y=8H	15.2	15.5	16.0	16.3	17.2	16.0	16.3	16.8	17.1	18.0
x=8H y=12H	15.3	15.5	16.1	16.3	17.3	16.1	16.3	16.9	17.1	18.1
x=12H y=4H	14.8	15.2	15.6	15.9	16.8	15.4	15.8	16.2	16.6	17.5
x=12H y=6H	15.1	15.4	15.9	16.2	17.1	15.8	16.1	16.6	16.9	17.8
x=12H y=8H	15.2	15.5	16.0	16.3	17.2	16.0	16.2	16.8	17.0	18.0

Luminaire

Code 90715L102

Name ROFY 60 SQ D/I L1078W286 GCONTROL+ K3 840 LO

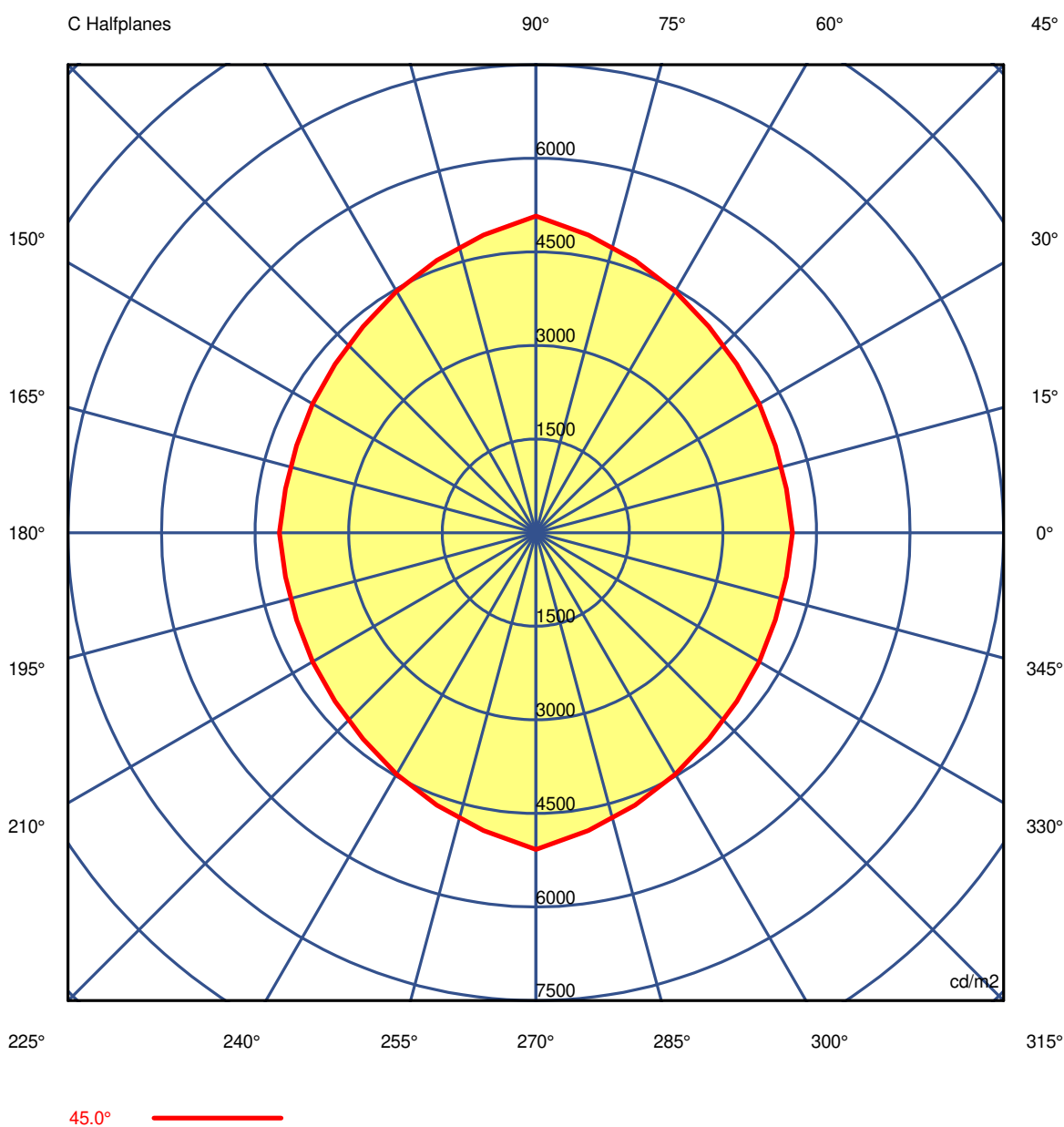
Measurem.

Code 9/8/2023

Name ROFY 60 SQ D/I L1078W286 GCONTROL+ K3 840 LO

Luminaire Flux	5755 lm	Luminaire Power	46.1 W	Efficacy	124.758 lm/W	Efficiency	70.98%
Source Flux	8108 lm	Maximum value	272.60 cd/klm	Position	C=0.00 G=0.00	CG Double Symmetrical	

Luminance



Luminaire

Code 90715L102

Name ROFY 60 SQ D/I L1078W286 GCONTROL+ K3 840 LO

Measurement

Code 9/8/2023

Name ROFY 60 SQ D/I L1078W286 GCONTROL+ K3 840 LO

Luminaire Flux	5755 lm		Luminaire Power		46.1 W		Efficacy		124.758 lm/W		Efficiency		70.98%	
Source Flux	8108 lm		Maximum value		272.60 cd/klm		Position		C=0.00 G=0.00		CG		Double Symmetrical	
Luminance cd/m2														
Table 1/3														
	C 0.00	C 10.00	C 20.00	C 30.00	C 40.00	C 50.00	C 60.00	C 70.00	C 80.00	C 90.00	C 100.00	C 110.00	C 120.00	
G 0.0	7854	7854	7854	7854	7854	7854	7854	7854	7854	7854	7854	7854	7854	
G 5.0	7607	7599	7600	7609	7618	7637	7666	7698	7731	7765	7731	7698	7666	
G 10.0	7297	7288	7292	7306	7328	7368	7423	7482	7548	7621	7548	7482	7423	
G 15.0	6959	6937	6938	6958	6992	7047	7129	7220	7315	7416	7315	7220	7129	
G 20.0	6581	6548	6540	6556	6595	6669	6774	6896	7028	7170	7028	6896	6774	
G 25.0	6117	6090	6092	6121	6174	6257	6375	6517	6672	6839	6672	6517	6375	
G 30.0	5617	5558	5571	5644	5726	5823	5943	6079	6242	6435	6242	6079	5943	
G 35.0	5093	5070	5094	5155	5233	5340	5473	5609	5778	5984	5778	5609	5473	
G 40.0	4591	4572	4588	4641	4725	4838	4974	5130	5315	5535	5315	5130	4974	
G 45.0	4113	4075	4084	4133	4204	4316	4471	4648	4847	5076	4847	4648	4471	
G 50.0	3256	3293	3344	3351	3280	3401	3707	3892	4026	4201	4026	3892	3707	
G 55.0	2521	2739	2656	2317	2078	2102	2467	3106	3479	3411	3479	3106	2467	
G 60.0	2007	1986	1834	1540	1632	1719	1802	2268	2671	2777	2671	2268	1802	
G 65.0	1586	1546	1403	1185	1332	1422	1407	1720	2028	2123	2028	1720	1407	
G 70.0	1036	1151	1179	1103	1004	1056	1266	1447	1569	1663	1569	1447	1266	
G 75.0	888	917	876	816	870	929	990	1162	1362	1541	1362	1162	990	
G 80.0	643	683	713	735	767	818	894	986	1083	1197	1083	986	894	
G 85.0	433	481	511	515	507	544	639	739	816	879	816	739	639	
G 90.0	325	305	291	282	276	275	276	280	304	394	304	280	276	

Luminaire

Code 90715L102

Name ROFY 60 SQ D/I L1078W286 GCONTROL+ K3 840 LO

Measurement.

Code 9/8/2023

Name ROFY 60 SQ D/I L1078W286 GCONTROL+ K3 840 LO

Luminaire Flux		5755 lm		Luminaire Power		46.1 W		Efficacy		124.758 lm/W		Efficiency		70.98%		
Source Flux		8108 lm		Maximum value		272.60 cd/klm		Position		C=0.00 G=0.00		CG		Double Symmetrical		
Luminance cd/m2														Table 2/3		
		C 130.00	C 140.00	C 150.00	C 160.00	C 170.00	C 180.00	C 190.00	C 200.00	C 210.00	C 220.00	C 230.00	C 240.00	C 250.00		
G 0.0	7854	7854	7854	7854	7854	7854	7854	7854	7854	7854	7854	7854	7854	7854	7854	7854
G 5.0	7637	7618	7609	7600	7599	7607	7599	7600	7609	7618	7637	7666	7698			
G 10.0	7368	7328	7306	7292	7288	7297	7288	7292	7306	7328	7368	7423	7482			
G 15.0	7047	6992	6958	6938	6937	6959	6937	6938	6958	6992	7047	7129	7220			
G 20.0	6669	6595	6556	6540	6548	6581	6548	6540	6556	6595	6669	6774	6896			
G 25.0	6257	6174	6121	6092	6090	6117	6090	6092	6121	6174	6257	6375	6517			
G 30.0	5823	5726	5644	5571	5558	5617	5558	5571	5644	5726	5823	5943	6079			
G 35.0	5340	5233	5155	5094	5070	5093	5070	5094	5155	5233	5340	5473	5609			
G 40.0	4838	4725	4641	4588	4572	4591	4572	4588	4641	4725	4838	4974	5130			
G 45.0	4316	4204	4133	4084	4075	4113	4075	4084	4133	4204	4316	4471	4648			
G 50.0	3401	3280	3351	3344	3293	3256	3293	3344	3351	3280	3401	3707	3892			
G 55.0	2102	2078	2317	2656	2739	2521	2739	2656	2317	2078	2102	2467	3106			
G 60.0	1719	1632	1540	1834	1986	2007	1986	1834	1540	1632	1719	1802	2268			
G 65.0	1422	1332	1185	1403	1546	1586	1546	1403	1185	1332	1422	1407	1720			
G 70.0	1056	1004	1103	1179	1151	1036	1151	1179	1103	1004	1056	1266	1447			
G 75.0	929	870	816	876	917	888	917	876	816	870	929	990	1162			
G 80.0	818	767	735	713	683	643	683	713	735	767	818	894	986			
G 85.0	544	507	515	511	481	433	481	511	515	507	544	639	739			
G 90.0	275	276	282	291	305	325	305	291	282	276	275	276	280			

Luminaire

Code 90715L102

Name ROFY 60 SQ D/I L1078W286 GCONTROL+ K3 840 LO

Measurem.

Code 9/8/2023

Name ROFY 60 SQ D/I L1078W286 GCONTROL+ K3 840 LO

Luminaire Flux	5755 lm	Luminaire Power	46.1 W	Efficacy	124.758 lm/W	Efficiency	70.98%
Source Flux	8108 lm	Maximum value	272.60 cd/klm	Position	C=0.00 G=0.00	CG	Double Symmetrical

Luminance cd/m2 Table 3/3

	C 260.00	C 270.00	C 280.00	C 290.00	C 300.00	C 310.00	C 320.00	C 330.00	C 340.00	C 350.00
G 0.0	7854	7854	7854	7854	7854	7854	7854	7854	7854	7854
G 5.0	7731	7765	7731	7698	7666	7637	7618	7609	7600	7599
G 10.0	7548	7621	7548	7482	7423	7368	7328	7306	7292	7288
G 15.0	7315	7416	7315	7220	7129	7047	6992	6958	6938	6937
G 20.0	7028	7170	7028	6896	6774	6669	6595	6556	6540	6548
G 25.0	6672	6839	6672	6517	6375	6257	6174	6121	6092	6090
G 30.0	6242	6435	6242	6079	5943	5823	5726	5644	5571	5558
G 35.0	5778	5984	5778	5609	5473	5340	5233	5155	5094	5070
G 40.0	5315	5535	5315	5130	4974	4838	4725	4641	4588	4572
G 45.0	4847	5076	4847	4648	4471	4316	4204	4133	4084	4075
G 50.0	4026	4201	4026	3892	3707	3401	3280	3351	3344	3293
G 55.0	3479	3411	3479	3106	2467	2102	2078	2317	2656	2739
G 60.0	2671	2777	2671	2268	1802	1719	1632	1540	1834	1986
G 65.0	2028	2123	2028	1720	1407	1422	1332	1185	1403	1546
G 70.0	1569	1663	1569	1447	1266	1056	1004	1103	1179	1151
G 75.0	1362	1541	1362	1162	990	929	870	816	876	917
G 80.0	1083	1197	1083	986	894	818	767	735	713	683
G 85.0	816	879	816	739	639	544	507	515	511	481
G 90.0	304	394	304	280	276	275	276	282	291	305