

Luminaire

Code 90715L550

Name ROFY 60 SQ D/I L0550W550 GCONTROL+ K3 840 LO

Measurem.

Code 9/8/2023

Name ROFY 60 SQ D/I L0550W550 GCONTROL+ K3 840 LO

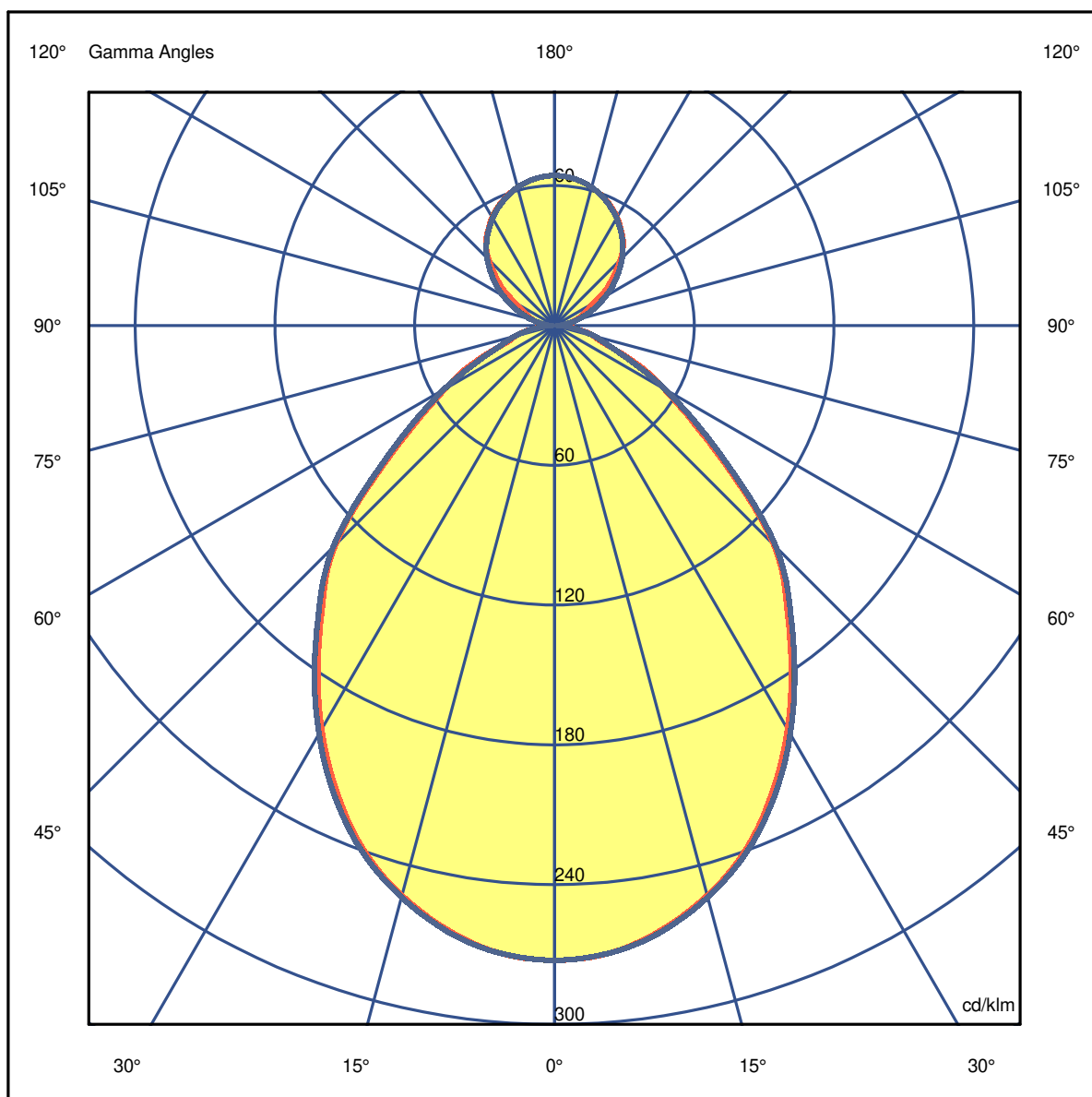
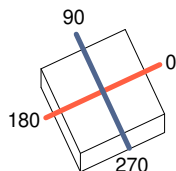
Luminaire Flux	5715 lm	Luminaire Power	46.1 W	Efficacy	123.896 lm/W	Efficiency	70.98%
Source Flux	8052 lm	Maximum value	272.60 cd/klm	Position	C=0.00 G=0.00	CG	Double Symmetrical

550mm x 550mm

C Halfplanes

180.0 ——— 0.0

270.0 ——— 90.0



Luminaire

Code 90715L550

Name ROFY 60 SQ D/I L0550W550 GCONTROL+ K3 840 LO

Measurem.

Code 9/8/2023

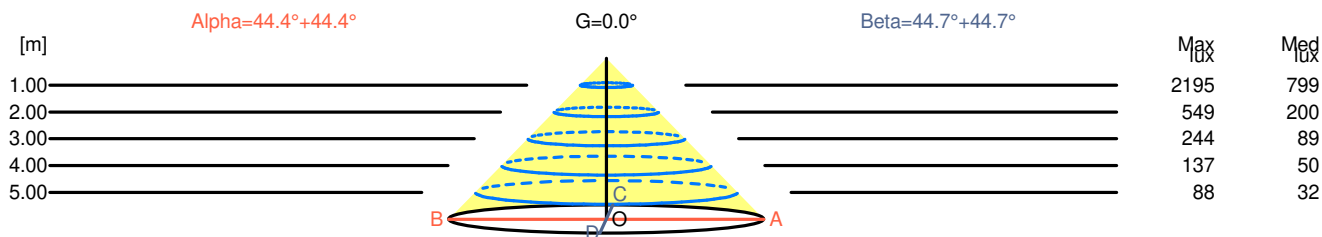
Name ROFY 60 SQ D/I L0550W550 GCONTROL+ K3 840 LO

Luminaire Flux	5715 lm	Luminaire Power	46.1 W	Efficacy	123.896 lm/W	Efficiency	70.98%
Source Flux	8052 lm	Maximum value	272.60 cd/klm	Position	C=0.00 G=0.00	CG	Double Symmetrical

Width at 50.00 % of Max Intensity

H[m]	1.00	2.00	3.00	4.00	5.00	H[m]	1.00	2.00	3.00	4.00	5.00
OA	0.98	1.96	2.94	3.92	4.90	OC	0.99	1.98	2.97	3.95	4.94
OB	0.98	1.96	2.94	3.92	4.90	OD	0.99	1.98	2.97	3.95	4.94

	0	5	15	25	35	45	55	65	75	85
OA	2194.98	2177.26	2039.57	1780.30	1426.81	1072.53	588.60	315.64	140.91	49.12
OB	2194.98	2177.26	2039.57	1780.30	1426.81	1072.53	588.60	315.64	140.91	49.12
OC	2194.98	2177.26	2045.21	1797.21	1446.94	1083.80	609.54	293.90	144.94	41.07
OD	2194.98	2177.26	2045.21	1797.21	1446.94	1083.80	609.54	293.90	144.94	41.07



H[m]	D[m]	Max lux	Med lux	Alpha=44.4°+44.4°	G=0.0	
1.00	1.96	2195	799			
2.00	3.92	549	200			
3.00	5.88	244	89			
4.00	7.83	137	50			
5.00	9.79	88	32			

H[m]	D[m]	Max lux	Med lux	Beta=44.7°+44.7°	G=0.0	
1.00	1.98	2195	799			
2.00	3.95	549	200			
3.00	5.93	244	89			
4.00	7.91	137	50			
5.00	9.89	88	32			

Luminaire

Code 90715L550

Name ROFY 60 SQ D/I L0550W550 GCONTROL+ K3 840 LO

Measurem.

Code 9/8/2023

Name ROFY 60 SQ D/I L0550W550 GCONTROL+ K3 840 LO

Luminaire Flux	5715 lm	Luminaire Power	46.1 W	Efficacy	123.896 lm/W	Efficiency	70.98%
Source Flux	8052 lm	Maximum value	272.60 cd/klm	Position	C=0.00 G=0.00	CG	Double Symmetrical

UGR
S = 0.250

Reflectancies										
Ceiling/Cavity	0.7	0.7	0.5	0.5	0.3	0.7	0.7	0.5	0.5	0.3
Walls	0.5	0.3	0.5	0.3	0.3	0.5	0.3	0.5	0.3	0.3
Working Plane	0.2	0.2	0.2	0.2	0.2	0.2	0.2	0.2	0.2	0.2
Room Dimensions										
Room Dimensions	Lateral View					Viewed Endwise				
x=2H y=2H	14.3	15.2	14.9	15.8	16.5	14.4	15.3	15.0	15.9	16.6
x=2H y=3H	14.8	15.6	15.5	16.3	17.0	14.9	15.7	15.5	16.3	17.1
x=2H y=4H	15.0	15.8	15.7	16.4	17.2	15.1	15.9	15.7	16.5	17.2
x=2H y=6H	15.2	15.8	15.8	16.5	17.3	15.2	15.9	15.9	16.5	17.3
x=2H y=8H	15.2	15.8	15.9	16.5	17.3	15.2	15.9	15.9	16.6	17.3
x=2H y=12H	15.2	15.8	15.9	16.5	17.3	15.2	15.9	15.9	16.5	17.3
x=4H y=2H	14.3	15.1	15.0	15.7	16.4	14.4	15.2	15.1	15.8	16.6
x=4H y=3H	15.0	15.6	15.7	16.3	17.1	15.1	15.7	15.8	16.4	17.2
x=4H y=4H	15.3	15.8	16.0	16.5	17.3	15.3	15.9	16.1	16.6	17.4
x=4H y=6H	15.5	16.0	16.3	16.7	17.6	15.6	16.0	16.3	16.8	17.6
x=4H y=8H	15.6	16.0	16.3	16.8	17.6	15.6	16.1	16.4	16.8	17.7
x=4H y=12H	15.6	16.0	16.4	16.8	17.7	15.7	16.1	16.4	16.8	17.7
x=8H y=4H	15.3	15.7	16.0	16.5	17.3	15.3	15.8	16.1	16.5	17.4
x=8H y=6H	15.6	16.0	16.4	16.7	17.6	15.7	16.0	16.4	16.8	17.7
x=8H y=8H	15.8	16.1	16.6	16.8	17.8	15.8	16.1	16.6	16.9	17.8
x=8H y=12H	15.9	16.1	16.7	16.9	17.9	15.9	16.1	16.7	16.9	17.9
x=12H y=4H	15.3	15.6	16.0	16.4	17.3	15.3	15.7	16.1	16.5	17.3
x=12H y=6H	15.6	15.9	16.4	16.7	17.6	15.7	16.0	16.5	16.8	17.7
x=12H y=8H	15.8	16.0	16.6	16.8	17.8	15.8	16.1	16.6	16.9	17.8

Luminaire

Code 90715L550

Name ROFY 60 SQ D/I L0550W550 GCONTROL+ K3 840 LO

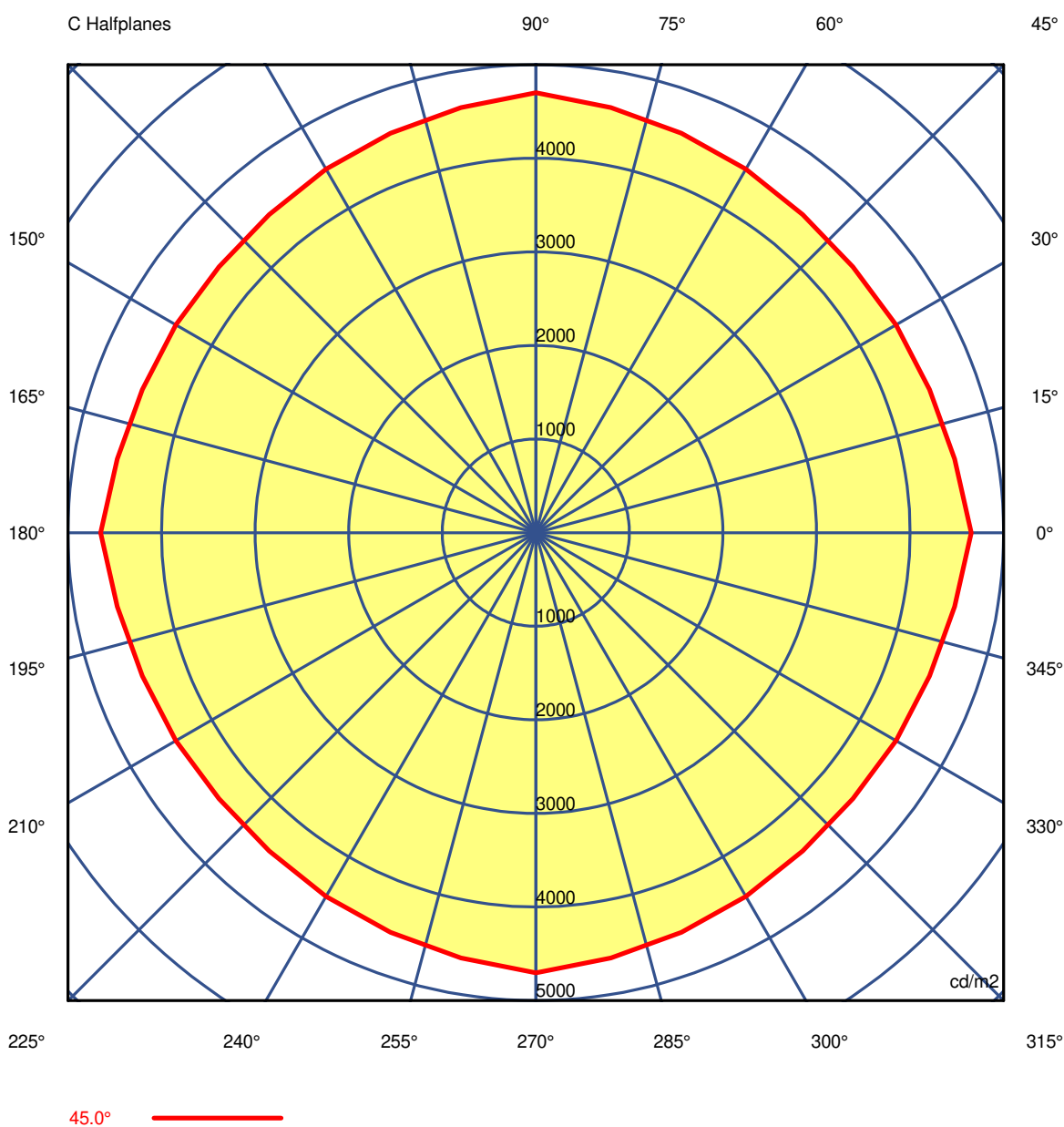
Measurem.

Code 9/8/2023

Name ROFY 60 SQ D/I L0550W550 GCONTROL+ K3 840 LO

Luminaire Flux	5715 lm	Luminaire Power	46.1 W	Efficacy	123.896 lm/W	Efficiency	70.98%
Source Flux	8052 lm	Maximum value	272.60 cd/klm	Position	C=0.00 G=0.00	CG Double Symmetrical	

Luminance



Luminaire

Code 90715L550

Name ROFY 60 SQ D/I L0550W550 GCONTROL+ K3 840 LO

Measurement

Code 9/8/2023

Name ROFY 60 SQ D/I L0550W550 GCONTROL+ K3 840 LO

Luminaire Flux	5715 lm	Luminaire Power	46.1 W	Efficacy	123.896 lm/W	Efficiency	70.98%						
Source Flux	8052 lm	Maximum value	272.60 cd/klm	Position	C=0.00 G=0.00	CG	Double Symmetrical						
Luminance cd/m2													
Table 1/3													
	C 0.00	C 10.00	C 20.00	C 30.00	C 40.00	C 50.00	C 60.00	C 70.00	C 80.00	C 90.00	C 100.00	C 110.00	C 120.00
G 0.0	7814	7814	7814	7814	7814	7814	7814	7814	7814	7814	7814	7814	7814
G 5.0	7673	7653	7642	7634	7626	7625	7634	7646	7658	7673	7658	7646	7634
G 10.0	7459	7428	7406	7390	7379	7382	7399	7418	7444	7479	7444	7418	7399
G 15.0	7207	7153	7117	7095	7080	7084	7111	7145	7183	7227	7183	7145	7111
G 20.0	6906	6832	6776	6738	6718	6727	6764	6813	6871	6938	6871	6813	6764
G 25.0	6506	6431	6376	6342	6326	6333	6371	6426	6492	6568	6492	6426	6371
G 30.0	6059	5942	5893	5897	5902	5915	5944	5984	6045	6132	6045	5984	5944
G 35.0	5575	5491	5447	5434	5428	5445	5479	5509	5567	5653	5567	5509	5479
G 40.0	5105	5021	4965	4937	4935	4953	4985	5028	5092	5181	5092	5028	4985
G 45.0	4653	4543	4475	4443	4423	4437	4486	4545	4614	4702	4614	4545	4486
G 50.0	3755	3733	3717	3642	3479	3514	3724	3795	3806	3845	3806	3795	3724
G 55.0	2972	3164	2999	2550	2225	2184	2482	3019	3262	3078	3262	3019	2482
G 60.0	2427	2346	2109	1721	1766	1798	1816	2197	2479	2463	2479	2197	1816
G 65.0	1978	1875	1650	1347	1460	1499	1421	1658	1860	1842	1860	1658	1421
G 70.0	1344	1442	1425	1282	1118	1124	1282	1388	1416	1402	1416	1388	1282
G 75.0	1212	1200	1097	975	989	1001	1005	1106	1202	1247	1202	1106	1005
G 80.0	942	947	937	913	897	897	913	927	925	908	925	927	913
G 85.0	708	728	721	676	617	612	657	683	660	592	660	683	657
G 90.0	643	536	462	406	361	323	288	251	219	197	219	251	288

Luminaire

Code 90715L550

Name ROFY 60 SQ D/I L0550W550 GCONTROL+ K3 840 LO

Measurement

Code 9/8/2023

Name ROFY 60 SQ D/I L0550W550 GCONTROL+ K3 840 LO

Luminaire Flux	5715 lm		Luminaire Power		46.1 W		Efficacy		123.896 lm/W		Efficiency		70.98%	
Source Flux	8052 lm		Maximum value		272.60 cd/klm		Position		C=0.00 G=0.00		CG		Double Symmetrical	
Luminance cd/m2														
Table 2/3														
	C 130.00	C 140.00	C 150.00	C 160.00	C 170.00	C 180.00	C 190.00	C 200.00	C 210.00	C 220.00	C 230.00	C 240.00	C 250.00	
G 0.0	7814	7814	7814	7814	7814	7814	7814	7814	7814	7814	7814	7814	7814	
G 5.0	7625	7626	7634	7642	7653	7673	7653	7642	7634	7626	7625	7634	7646	
G 10.0	7382	7379	7390	7406	7428	7459	7428	7406	7390	7379	7382	7399	7418	
G 15.0	7084	7080	7095	7117	7153	7207	7153	7117	7095	7080	7084	7111	7145	
G 20.0	6727	6718	6738	6776	6832	6906	6832	6776	6738	6718	6727	6764	6813	
G 25.0	6333	6326	6342	6376	6431	6506	6431	6376	6342	6326	6333	6371	6426	
G 30.0	5915	5902	5897	5893	5942	6059	5942	5893	5897	5902	5915	5944	5984	
G 35.0	5445	5428	5434	5447	5491	5575	5491	5447	5434	5428	5445	5479	5509	
G 40.0	4953	4935	4937	4965	5021	5105	5021	4965	4937	4935	4953	4985	5028	
G 45.0	4437	4423	4443	4475	4543	4653	4543	4475	4443	4423	4437	4486	4545	
G 50.0	3514	3479	3642	3717	3733	3755	3733	3717	3642	3479	3514	3724	3795	
G 55.0	2184	2225	2550	2999	3164	2972	3164	2999	2550	2225	2184	2482	3019	
G 60.0	1798	1766	1721	2109	2346	2427	2346	2109	1721	1766	1798	1816	2197	
G 65.0	1499	1460	1347	1650	1875	1978	1875	1650	1347	1460	1499	1421	1658	
G 70.0	1124	1118	1282	1425	1442	1344	1442	1425	1282	1118	1124	1282	1388	
G 75.0	1001	989	975	1097	1200	1212	1200	1097	975	989	1001	1005	1106	
G 80.0	897	897	913	937	947	942	947	937	913	897	897	913	927	
G 85.0	612	617	676	721	728	708	728	721	676	617	612	657	683	
G 90.0	323	361	406	462	536	643	536	462	406	361	323	288	251	

Luminaire

Code 90715L550

Name ROFY 60 SQ D/I L0550W550 GCONTROL+ K3 840 LO

Measurem.

Code 9/8/2023

Name ROFY 60 SQ D/I L0550W550 GCONTROL+ K3 840 LO

Luminaire Flux	5715 lm	Luminaire Power	46.1 W	Efficacy	123.896 lm/W	Efficiency	70.98%
Source Flux	8052 lm	Maximum value	272.60 cd/klm	Position	C=0.00 G=0.00	CG	Double Symmetrical

Luminance cd/m2 Table 3/3

	C 260.00	C 270.00	C 280.00	C 290.00	C 300.00	C 310.00	C 320.00	C 330.00	C 340.00	C 350.00
G 0.0	7814	7814	7814	7814	7814	7814	7814	7814	7814	7814
G 5.0	7658	7673	7658	7646	7634	7625	7626	7634	7642	7653
G 10.0	7444	7479	7444	7418	7399	7382	7379	7390	7406	7428
G 15.0	7183	7227	7183	7145	7111	7084	7080	7095	7117	7153
G 20.0	6871	6938	6871	6813	6764	6727	6718	6738	6776	6832
G 25.0	6492	6568	6492	6426	6371	6333	6326	6342	6376	6431
G 30.0	6045	6132	6045	5984	5944	5915	5902	5897	5893	5942
G 35.0	5567	5653	5567	5509	5479	5445	5428	5434	5447	5491
G 40.0	5092	5181	5092	5028	4985	4953	4935	4937	4965	5021
G 45.0	4614	4702	4614	4545	4486	4437	4423	4443	4475	4543
G 50.0	3806	3845	3806	3795	3724	3514	3479	3642	3717	3733
G 55.0	3262	3078	3262	3019	2482	2184	2225	2550	2999	3164
G 60.0	2479	2463	2479	2197	1816	1798	1766	1721	2109	2346
G 65.0	1860	1842	1860	1658	1421	1499	1460	1347	1650	1875
G 70.0	1416	1402	1416	1388	1282	1124	1118	1282	1425	1442
G 75.0	1202	1247	1202	1106	1005	1001	989	975	1097	1200
G 80.0	925	908	925	927	913	897	897	913	937	947
G 85.0	660	592	660	683	657	612	617	676	721	728
G 90.0	219	197	219	251	288	323	361	406	462	536