

Luminaire

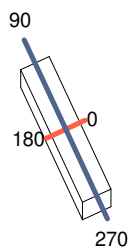
Code 90716L132
Name ROFY 60 SQ D/I L1342W286 LIGHT+ K3 830 HO

Measurem.

Code 8/8/2023
Name ROFY 60 SQ D/I L1342W286 LIGHT+ K3 830 HO

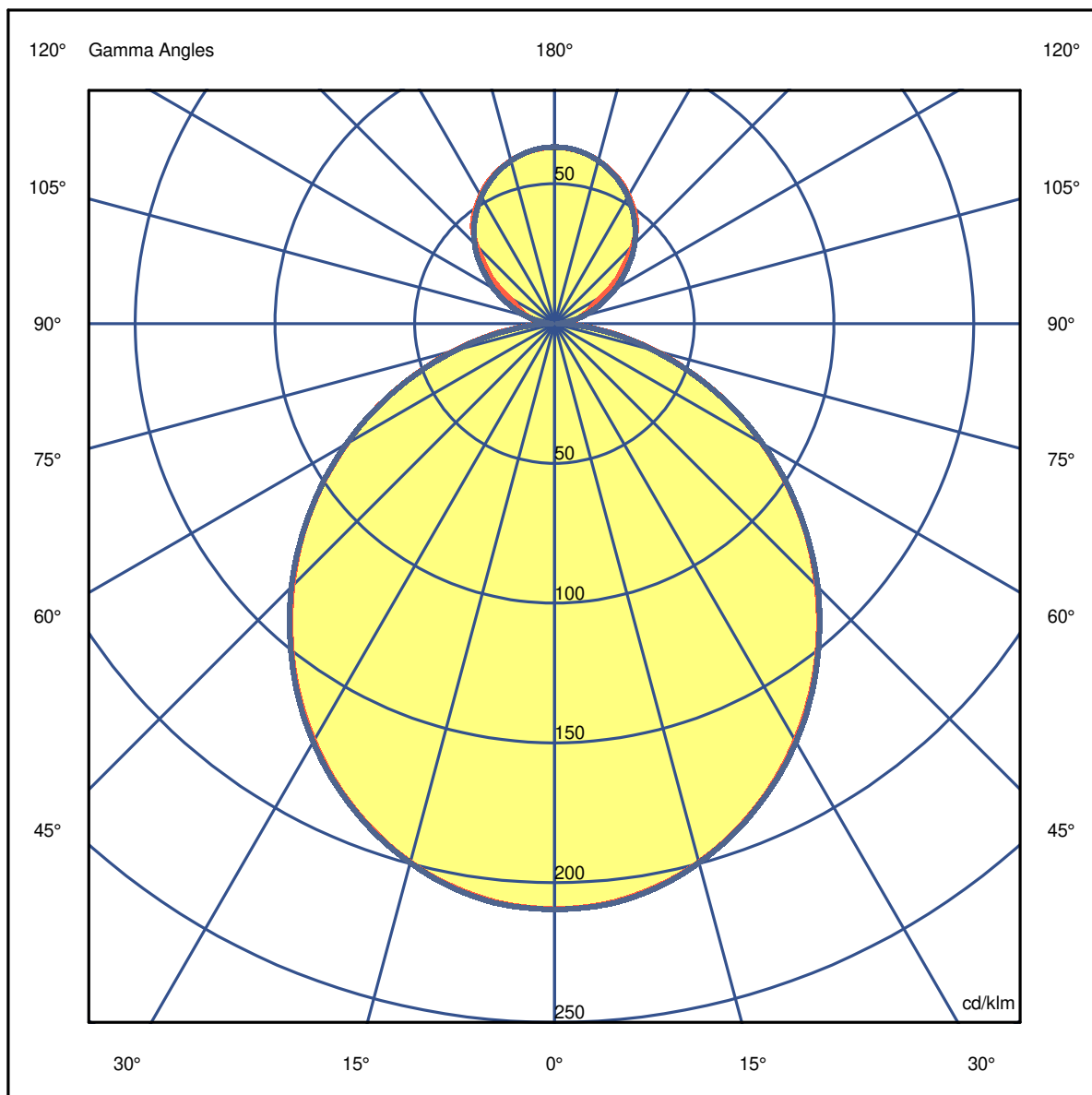
Luminaire Flux	9906 lm	Luminaire Power	75.1 W	Efficacy	131.953 lm/W	Efficiency	74.36%
Source Flux	13321 lm	Maximum value	209.50 cd/klm	Position	C=0.00 G=0.00	CG	Double Symmetrical

1342mm x 286mm



C Halfplanes

180.0 ——— 0.0
270.0 ——— 90.0



Luminaire

Code 90716L132
Name ROFY 60 SQ D/I L1342W286 LIGHT+ K3 830 HO

Measurem.

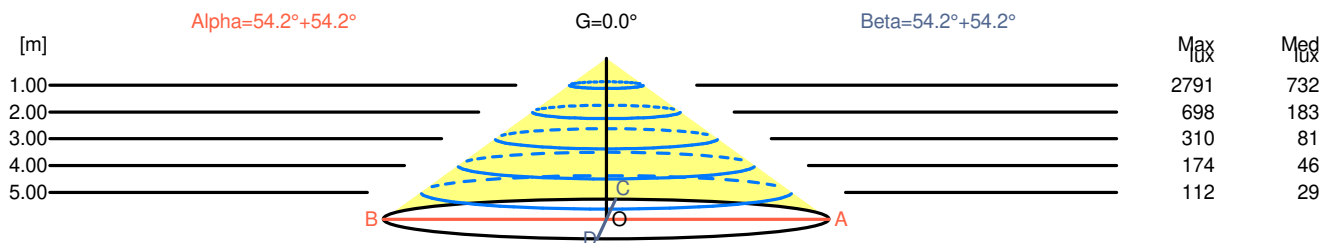
Code 8/8/2023
Name ROFY 60 SQ D/I L1342W286 LIGHT+ K3 830 HO

Luminaire Flux	9906 lm	Luminaire Power	75.1 W	Efficacy	131.953 lm/W	Efficiency	74.36%
Source Flux	13321 lm	Maximum value	209.50 cd/klm	Position	C=0.00 G=0.00	CG	Double Symmetrical

Width at 50.00 % of Max Intensity

H[m]	1.00	2.00	3.00	4.00	5.00	H[m]	1.00	2.00	3.00	4.00	5.00
OA	1.38	2.77	4.15	5.54	6.92	OC	1.39	2.78	4.16	5.55	6.94
OB	1.38	2.77	4.15	5.54	6.92	OD	1.39	2.78	4.16	5.55	6.94

	0	5	15	25	35	45	55	65	75	85
OA	2790.75	2774.76	2657.54	2436.41	2134.02	1766.36	1360.07	925.81	492.88	134.54
OB	2790.75	2774.76	2657.54	2436.41	2134.02	1766.36	1360.07	925.81	492.88	134.54
OC	2790.75	2780.09	2660.20	2441.74	2140.68	1774.36	1362.74	924.48	483.55	119.89
OD	2790.75	2780.09	2660.20	2441.74	2140.68	1774.36	1362.74	924.48	483.55	119.89



H[m]	D[m]	Max lux	Med lux	Alpha=54.2°+54.2°	G=0.0	
1.00	2.77	2791	732			
2.00	5.54	698	183			
3.00	8.31	310	81			
4.00	11.08	174	46			
5.00	13.85	112	29			

H[m]	D[m]	Max lux	Med lux	Beta=54.2°+54.2°	G=0.0	
1.00	2.78	2791	732			
2.00	5.55	698	183			
3.00	8.33	310	81			
4.00	11.10	174	46			
5.00	13.88	112	29			

Luminaire

Code 90716L132

Name ROFY 60 SQ D/I L1342W286 LIGHT+ K3 830 HO

Measurement

Code 8/8/2023

Name ROFY 60 SQ D/I L1342W286 LIGHT+ K3 830 HO

Luminaire Flux	9906 lm	Luminaire Power	75.1 W	Efficacy	131.953 lm/W	Efficiency	74.36%
Source Flux	13321 lm	Maximum value	209.50 cd/klm	Position	C=0.00 G=0.00	CG	Double Symmetrical

UGR
S = 0.250

Reflectancies										
Ceiling/Cavity	0.7	0.7	0.5	0.5	0.3	0.7	0.7	0.5	0.5	0.3
Walls	0.5	0.3	0.5	0.3	0.3	0.5	0.3	0.5	0.3	0.3
Working Plane	0.2	0.2	0.2	0.2	0.2	0.2	0.2	0.2	0.2	0.2
Room Dimensions	Lateral View					Viewed Endwise				
x=2H y=2H	16.5	17.6	17.1	18.2	18.8	17.1	18.2	17.7	18.8	19.4
x=2H y=3H	17.7	18.7	18.4	19.3	20.0	18.5	19.4	19.1	20.1	20.8
x=2H y=4H	18.1	19.0	18.8	19.6	20.4	19.0	19.9	19.7	20.5	21.3
x=2H y=6H	18.4	19.2	19.0	19.8	20.6	19.4	20.2	20.0	20.8	21.6
x=2H y=8H	18.4	19.2	19.1	19.9	20.6	19.4	20.2	20.1	20.9	21.6
x=2H y=12H	18.4	19.2	19.1	19.8	20.6	19.5	20.2	20.1	20.9	21.7
x=4H y=2H	17.1	17.9	17.7	18.6	19.3	17.5	18.4	18.2	19.0	19.8
x=4H y=3H	18.4	19.1	19.1	19.8	20.6	19.1	19.8	19.7	20.5	21.3
x=4H y=4H	18.9	19.6	19.6	20.3	21.1	19.7	20.3	20.4	21.0	21.8
x=4H y=6H	19.2	19.8	20.0	20.5	21.4	20.1	20.7	20.8	21.4	22.2
x=4H y=8H	19.3	19.8	20.1	20.6	21.4	20.2	20.7	21.0	21.5	22.3
x=4H y=12H	19.4	19.8	20.1	20.6	21.5	20.3	20.8	21.1	21.5	22.4
x=8H y=4H	19.1	19.6	19.8	20.3	21.2	19.8	20.3	20.5	21.0	21.9
x=8H y=6H	19.5	19.9	20.3	20.7	21.6	20.3	20.7	21.1	21.5	22.4
x=8H y=8H	19.6	20.0	20.4	20.8	21.7	20.5	20.8	21.3	21.6	22.5
x=8H y=12H	19.7	20.0	20.5	20.8	21.7	20.6	20.9	21.4	21.7	22.6
x=12H y=4H	19.1	19.5	19.8	20.3	21.2	19.8	20.2	20.5	21.0	21.9
x=12H y=6H	19.5	19.9	20.3	20.7	21.6	20.3	20.7	21.1	21.4	22.3
x=12H y=8H	19.7	20.0	20.5	20.8	21.7	20.5	20.8	21.3	21.6	22.5

Luminaire

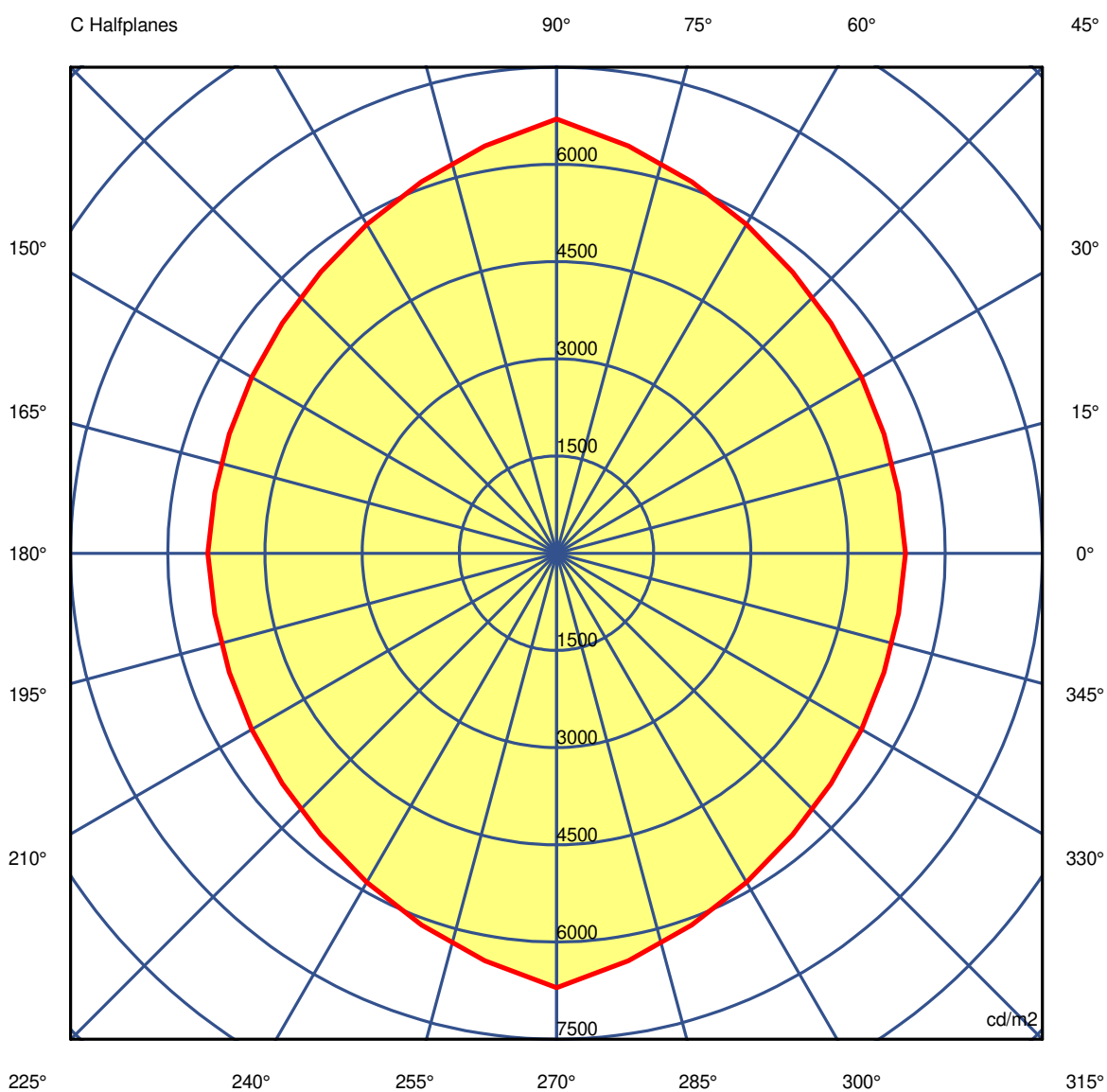
Code 90716L132
Name ROFY 60 SQ D/I L1342W286 LIGHT+ K3 830 HO

Measurem.

Code 8/8/2023
Name ROFY 60 SQ D/I L1342W286 LIGHT+ K3 830 HO

Luminaire Flux	9906 lm	Luminaire Power	75.1 W	Efficacy	131.953 lm/W	Efficiency	74.36%
Source Flux	13321 lm	Maximum value	209.50 cd/klm	Position	C=0.00 G=0.00	CG	Double Symmetrical

Luminance



45.0°

Luminaire

Code 90716L132

Name ROFY 60 SQ D/I L1342W286 LIGHT+ K3 830 HO

Measurement

Code 8/8/2023

Name ROFY 60 SQ D/I L1342W286 LIGHT+ K3 830 HO

Luminaire Flux	9906 lm		Luminaire Power		75.1 W		Efficacy		131.953 lm/W		Efficiency		74.36%	
Source Flux	13321 lm		Maximum value		209.50 cd/klm		Position		C=0.00 G=0.00		CG		Double Symmetrical	
Luminance cd/m2														
Table 1/3														
	C 0.00	C 10.00	C 20.00	C 30.00	C 40.00	C 50.00	C 60.00	C 70.00	C 80.00	C 90.00	C 100.00	C 110.00	C 120.00	
G 0.0	7936	7936	7936	7936	7936	7936	7936	7936	7936	7936	7936	7936	7936	
G 5.0	7705	7710	7714	7716	7725	7746	7778	7814	7852	7892	7852	7814	7778	
G 10.0	7461	7459	7466	7482	7508	7545	7593	7657	7730	7808	7730	7657	7593	
G 15.0	7207	7204	7214	7233	7265	7323	7404	7495	7593	7699	7593	7495	7404	
G 20.0	6934	6928	6938	6965	7017	7091	7185	7303	7435	7575	7435	7303	7185	
G 25.0	6653	6642	6654	6690	6748	6840	6962	7098	7255	7438	7255	7098	6962	
G 30.0	6359	6348	6362	6400	6469	6571	6707	6876	7072	7288	7072	6876	6707	
G 35.0	6054	6035	6048	6091	6170	6293	6453	6636	6853	7111	6853	6636	6453	
G 40.0	5724	5710	5726	5773	5860	5994	6173	6382	6627	6911	6627	6382	6173	
G 45.0	5383	5360	5378	5435	5528	5669	5862	6102	6383	6705	6383	6102	5862	
G 50.0	5023	5003	5019	5074	5176	5327	5529	5787	6097	6459	6097	5787	5529	
G 55.0	4630	4602	4618	4679	4790	4950	5161	5436	5776	6188	5776	5436	5161	
G 60.0	4184	4155	4176	4245	4350	4511	4739	5034	5404	5863	5404	5034	4739	
G 65.0	3696	3667	3683	3742	3850	4019	4255	4556	4951	5467	4951	4556	4255	
G 70.0	3114	3079	3100	3169	3276	3443	3680	3982	4387	4942	4387	3982	3680	
G 75.0	2470	2444	2454	2502	2610	2766	2977	3283	3704	4285	3704	3283	2977	
G 80.0	1761	1739	1744	1768	1830	1949	2140	2423	2841	3485	2841	2423	2140	
G 85.0	944	929	927	931	973	1045	1155	1348	1672	2255	1672	1348	1155	
G 90.0	439	413	409	417	418	424	440	455	505	707	505	455	440	

Luminaire

Code 90716L132

Name ROFY 60 SQ D/I L1342W286 LIGHT+ K3 830 HO

Measurement

Code 8/8/2023

Name ROFY 60 SQ D/I L1342W286 LIGHT+ K3 830 HO

Luminaire Flux	9906 lm	Luminaire Power		75.1 W		Efficacy		131.953 lm/W		Efficiency		74.36%	
Source Flux	13321 lm	Maximum value		209.50 cd/klm		Position		C=0.00 G=0.00		CG		Double Symmetrical	
Luminance cd/m2 Table 2/3													
	C 130.00	C 140.00	C 150.00	C 160.00	C 170.00	C 180.00	C 190.00	C 200.00	C 210.00	C 220.00	C 230.00	C 240.00	C 250.00
G 0.0	7936	7936	7936	7936	7936	7936	7936	7936	7936	7936	7936	7936	7936
G 5.0	7746	7725	7716	7714	7710	7705	7710	7714	7716	7725	7746	7778	7814
G 10.0	7545	7508	7482	7466	7459	7461	7459	7466	7482	7508	7545	7593	7657
G 15.0	7323	7265	7233	7214	7204	7207	7204	7214	7233	7265	7323	7404	7495
G 20.0	7091	7017	6965	6938	6928	6934	6928	6938	6965	7017	7091	7185	7303
G 25.0	6840	6748	6690	6654	6642	6653	6642	6654	6690	6748	6840	6962	7098
G 30.0	6571	6469	6400	6362	6348	6359	6348	6362	6400	6469	6571	6707	6876
G 35.0	6293	6170	6091	6048	6035	6054	6035	6048	6091	6170	6293	6453	6636
G 40.0	5994	5860	5773	5726	5710	5724	5710	5726	5773	5860	5994	6173	6382
G 45.0	5669	5528	5435	5378	5360	5383	5360	5378	5435	5528	5669	5862	6102
G 50.0	5327	5176	5074	5019	5003	5023	5003	5019	5074	5176	5327	5529	5787
G 55.0	4950	4790	4679	4618	4602	4630	4602	4618	4679	4790	4950	5161	5436
G 60.0	4511	4350	4245	4176	4155	4184	4155	4176	4245	4350	4511	4739	5034
G 65.0	4019	3850	3742	3683	3667	3696	3667	3683	3742	3850	4019	4255	4556
G 70.0	3443	3276	3169	3100	3079	3114	3079	3100	3169	3276	3443	3680	3982
G 75.0	2766	2610	2502	2454	2444	2470	2444	2454	2502	2610	2766	2977	3283
G 80.0	1949	1830	1768	1744	1739	1761	1739	1744	1768	1830	1949	2140	2423
G 85.0	1045	973	931	927	929	944	929	927	931	973	1045	1155	1348
G 90.0	424	418	417	409	413	439	413	409	417	418	424	440	455

Luminaire

Code 90716L132

Name ROFY 60 SQ D/I L1342W286 LIGHT+ K3 830 HO

Measurem.

Code 8/8/2023

Name ROFY 60 SQ D/I L1342W286 LIGHT+ K3 830 HO

Luminaire Flux	9906 lm	Luminaire Power	75.1 W	Efficacy	131.953 lm/W	Efficiency	74.36%
Source Flux	13321 lm	Maximum value	209.50 cd/klm	Position	C=0.00 G=0.00	CG	Double Symmetrical

Luminance cd/m2 Table 3/3

	C 260.00	C 270.00	C 280.00	C 290.00	C 300.00	C 310.00	C 320.00	C 330.00	C 340.00	C 350.00
G 0.0	7936	7936	7936	7936	7936	7936	7936	7936	7936	7936
G 5.0	7852	7892	7852	7814	7778	7746	7725	7716	7714	7710
G 10.0	7730	7808	7730	7657	7593	7545	7508	7482	7466	7459
G 15.0	7593	7699	7593	7495	7404	7323	7265	7233	7214	7204
G 20.0	7435	7575	7435	7303	7185	7091	7017	6965	6938	6928
G 25.0	7255	7438	7255	7098	6962	6840	6748	6690	6654	6642
G 30.0	7072	7288	7072	6876	6707	6571	6469	6400	6362	6348
G 35.0	6853	7111	6853	6636	6453	6293	6170	6091	6048	6035
G 40.0	6627	6911	6627	6382	6173	5994	5860	5773	5726	5710
G 45.0	6383	6705	6383	6102	5862	5669	5528	5435	5378	5360
G 50.0	6097	6459	6097	5787	5529	5327	5176	5074	5019	5003
G 55.0	5776	6188	5776	5436	5161	4950	4790	4679	4618	4602
G 60.0	5404	5863	5404	5034	4739	4511	4350	4245	4176	4155
G 65.0	4951	5467	4951	4556	4255	4019	3850	3742	3683	3667
G 70.0	4387	4942	4387	3982	3680	3443	3276	3169	3100	3079
G 75.0	3704	4285	3704	3283	2977	2766	2610	2502	2454	2444
G 80.0	2841	3485	2841	2423	2140	1949	1830	1768	1744	1739
G 85.0	1672	2255	1672	1348	1155	1045	973	931	927	929
G 90.0	505	707	505	455	440	424	418	417	409	413