

Luminaire

Code 90716L550

Name ROFY 60 SQ D/I L0550W550 LIGHT+ K3 830 HO

Measurem.

Code 8/8/2023

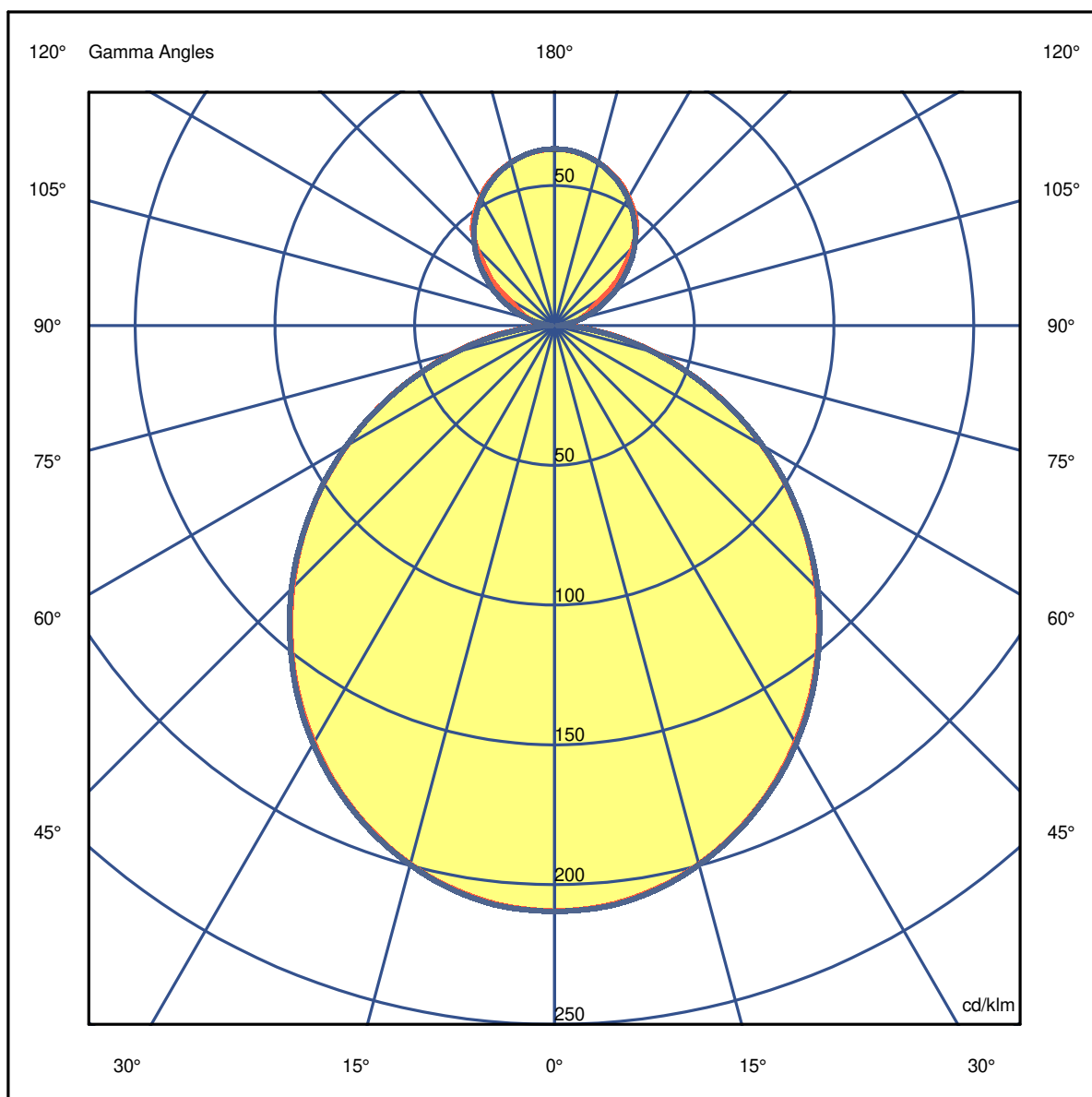
Name ROFY 60 SQ D/I L0550W550 LIGHT+ K3 830 HO

Luminaire Flux	7757 lm	Luminaire Power	60.1 W	Efficacy	129.075 lm/W	Efficiency	74.36%
Source Flux	10432 lm	Maximum value	209.50 cd/klm	Position	C=0.00 G=0.00	CG	Double Symmetrical

550mm x 550mm

C Halfplanes

180.0 ————— 0.0
270.0 ————— 90.0



Luminaire

Code 90716L550
Name ROFY 60 SQ D/I L0550W550 LIGHT+ K3 830 HO

Measurem.

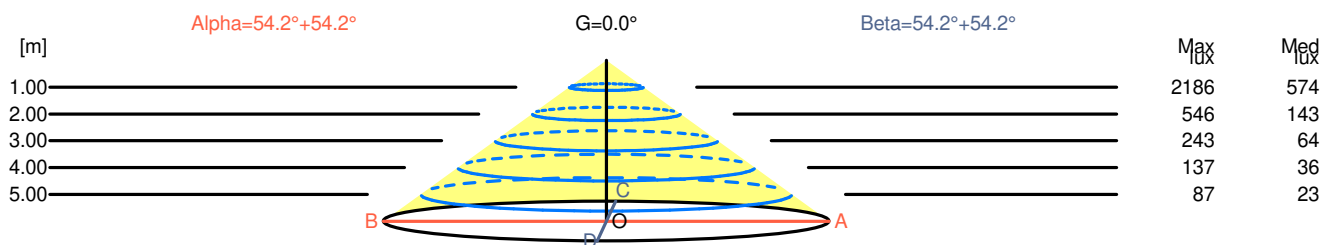
Code 8/8/2023
Name ROFY 60 SQ D/I L0550W550 LIGHT+ K3 830 HO

Luminaire Flux	7757 lm	Luminaire Power	60.1 W	Efficacy	129.075 lm/W	Efficiency	74.36%
Source Flux	10432 lm	Maximum value	209.50 cd/klm	Position	C=0.00 G=0.00	CG	Double Symmetrical

Width at 50.00 % of Max Intensity

H[m]	1.00	2.00	3.00	4.00	5.00	H[m]	1.00	2.00	3.00	4.00	5.00
OA	1.38	2.77	4.15	5.54	6.92	OC	1.39	2.78	4.16	5.55	6.94
OB	1.38	2.77	4.15	5.54	6.92	OD	1.39	2.78	4.16	5.55	6.94

	0	5	15	25	35	45	55	65	75	85
OA	2185.50	2172.99	2081.18	1908.01	1671.21	1383.28	1065.11	725.02	385.98	105.36
OB	2185.50	2172.99	2081.18	1908.01	1671.21	1383.28	1065.11	725.02	385.98	105.36
OC	2185.50	2177.16	2083.27	1912.19	1676.42	1389.54	1067.19	723.98	378.68	93.89
OD	2185.50	2177.16	2083.27	1912.19	1676.42	1389.54	1067.19	723.98	378.68	93.89



H[m]	D[m]	Max lux	Med lux	Alpha=54.2°+54.2°	G=0.0
1.00	2.77	2186	574		
2.00	5.54	546	143		
3.00	8.31	243	64		
4.00	11.08	137	36		
5.00	13.85	87	23		

H[m]	D[m]	Max lux	Med lux	Beta=54.2°+54.2°	G=0.0
1.00	2.78	2186	574		
2.00	5.55	546	143		
3.00	8.33	243	64		
4.00	11.10	137	36		
5.00	13.88	87	23		

Luminaire

Code 90716L550
Name ROFY 60 SQ D/I L0550W550 LIGHT+ K3 830 HO

Measurem.

Code 8/8/2023
Name ROFY 60 SQ D/I L0550W550 LIGHT+ K3 830 HO

Luminaire Flux	7757 lm	Luminaire Power	60.1 W	Efficacy	129.075 lm/W	Efficiency	74.36%
Source Flux	10432 lm	Maximum value	209.50 cd/klm	Position	C=0.00 G=0.00	CG	Double Symmetrical

UGR
S = 0.250

Reflectancies										
Ceiling/Cavity	0.7	0.7	0.5	0.5	0.3	0.7	0.7	0.5	0.5	0.3
Walls	0.5	0.3	0.5	0.3	0.3	0.5	0.3	0.5	0.3	0.3
Working Plane	0.2	0.2	0.2	0.2	0.2	0.2	0.2	0.2	0.2	0.2
Room Dimensions										
Lateral View						Viewed Endwise				
x=2H y=2H	16.9	17.9	17.5	18.5	19.2	16.9	17.9	17.5	18.5	19.2
x=2H y=3H	18.2	19.1	18.8	19.7	20.5	18.2	19.1	18.8	19.7	20.5
x=2H y=4H	18.7	19.5	19.3	20.2	20.9	18.6	19.5	19.3	20.1	20.9
x=2H y=6H	19.0	19.8	19.6	20.4	21.2	18.9	19.7	19.6	20.4	21.1
x=2H y=8H	19.0	19.8	19.7	20.5	21.2	19.0	19.7	19.7	20.4	21.2
x=2H y=12H	19.0	19.8	19.7	20.4	21.2	19.0	19.7	19.7	20.4	21.2
x=4H y=2H	17.4	18.3	18.0	18.9	19.6	17.4	18.3	18.0	18.9	19.6
x=4H y=3H	18.8	19.6	19.5	20.2	21.0	18.8	19.6	19.5	20.2	21.0
x=4H y=4H	19.4	20.0	20.1	20.7	21.6	19.4	20.0	20.1	20.7	21.5
x=4H y=6H	19.8	20.4	20.5	21.1	21.9	19.8	20.3	20.5	21.0	21.9
x=4H y=8H	19.9	20.4	20.6	21.1	22.0	19.9	20.4	20.6	21.1	21.9
x=4H y=12H	20.0	20.4	20.7	21.2	22.0	19.9	20.4	20.6	21.1	22.0
x=8H y=4H	19.5	20.1	20.3	20.8	21.6	19.5	20.0	20.3	20.8	21.6
x=8H y=6H	20.0	20.5	20.8	21.2	22.1	20.0	20.4	20.8	21.2	22.1
x=8H y=8H	20.2	20.6	21.0	21.3	22.2	20.1	20.5	20.9	21.3	22.2
x=8H y=12H	20.3	20.6	21.1	21.4	22.3	20.2	20.5	21.0	21.3	22.2
x=12H y=4H	19.5	20.0	20.3	20.7	21.6	19.5	20.0	20.3	20.7	21.6
x=12H y=6H	20.0	20.4	20.8	21.2	22.1	20.0	20.4	20.8	21.1	22.0
x=12H y=8H	20.2	20.5	21.0	21.3	22.3	20.1	20.5	20.9	21.3	22.2

Luminaire

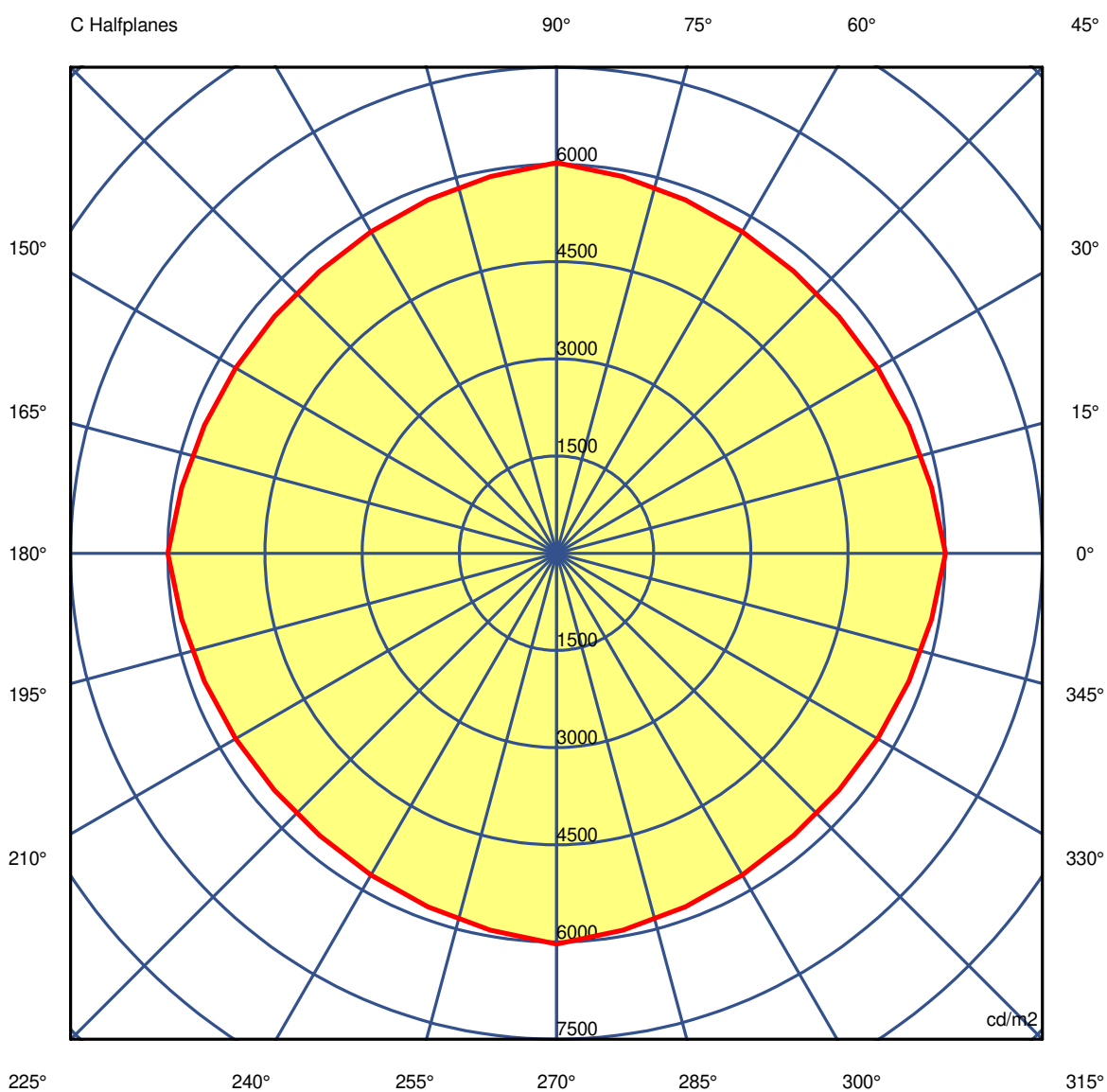
Code 90716L550
Name ROFY 60 SQ D/I L0550W550 LIGHT+ K3 830 HO

Measurem.

Code 8/8/2023
Name ROFY 60 SQ D/I L0550W550 LIGHT+ K3 830 HO

Luminaire Flux	7757 lm	Luminaire Power	60.1 W	Efficacy	129.075 lm/W	Efficiency	74.36%
Source Flux	10432 lm	Maximum value	209.50 cd/klm	Position	C=0.00 G=0.00	CG	Double Symmetrical

Luminance



45.0°

Luminaire

Code 90716L550

Name ROFY 60 SQ D/I L0550W550 LIGHT+ K3 830 HO

Measurement

Code 8/8/2023

Name ROFY 60 SQ D/I L0550W550 LIGHT+ K3 830 HO

Luminaire Flux	7757 lm		Luminaire Power		60.1 W		Efficacy		129.075 lm/W		Efficiency		74.36%	
Source Flux	10432 lm		Maximum value		209.50 cd/klm		Position		C=0.00 G=0.00		CG		Double Symmetrical	
Luminance cd/m2 Table 1/3														
	C 0.00	C 10.00	C 20.00	C 30.00	C 40.00	C 50.00	C 60.00	C 70.00	C 80.00	C 90.00	C 100.00	C 110.00	C 120.00	
G 0.0	7780	7780	7780	7780	7780	7780	7780	7780	7780	7780	7780	7780	7780	
G 5.0	7658	7650	7638	7623	7612	7612	7623	7637	7654	7673	7654	7637	7623	
G 10.0	7514	7487	7465	7447	7436	7433	7440	7461	7492	7529	7492	7461	7440	
G 15.0	7354	7315	7282	7252	7231	7231	7252	7281	7317	7362	7317	7281	7252	
G 20.0	7170	7116	7071	7035	7019	7019	7035	7073	7122	7181	7122	7073	7035	
G 25.0	6973	6903	6848	6807	6784	6787	6815	6852	6908	6988	6908	6852	6815	
G 30.0	6759	6678	6613	6563	6537	6536	6563	6617	6691	6782	6691	6617	6563	
G 35.0	6530	6430	6352	6297	6269	6276	6313	6363	6440	6550	6440	6363	6313	
G 40.0	6273	6167	6082	6020	5989	5996	6036	6096	6181	6294	6181	6096	6036	
G 45.0	6002	5876	5783	5721	5686	5687	5730	5805	5904	6029	5904	5805	5730	
G 50.0	5709	5575	5471	5397	5362	5363	5402	5478	5586	5724	5586	5478	5402	
G 55.0	5379	5224	5110	5035	5002	5003	5040	5119	5235	5389	5235	5119	5040	
G 60.0	4987	4821	4704	4631	4584	4580	4625	4710	4833	4999	4833	4710	4625	
G 65.0	4544	4367	4237	4149	4103	4104	4149	4229	4355	4538	4355	4229	4149	
G 70.0	3980	3788	3662	3586	3539	3540	3586	3658	3777	3957	3777	3658	3586	
G 75.0	3321	3135	2998	2905	2871	2869	2897	2975	3095	3258	3095	2975	2897	
G 80.0	2542	2364	2232	2127	2063	2047	2079	2153	2270	2442	2270	2153	2079	
G 85.0	1519	1378	1270	1180	1137	1118	1119	1160	1238	1354	1238	1160	1119	
G 90.0	857	709	628	576	519	468	424	368	317	278	317	368	424	

Luminaire

Code 90716L550

Name ROFY 60 SQ D/I L0550W550 LIGHT+ K3 830 HO

Measurement

Code 8/8/2023

Name ROFY 60 SQ D/I L0550W550 LIGHT+ K3 830 HO

Luminaire Flux		7757 lm		Luminaire Power		60.1 W		Efficacy		129.075 lm/W		Efficiency		74.36%	
Source Flux		10432 lm		Maximum value		209.50 cd/klm		Position		C=0.00 G=0.00		CG		Double Symmetrical	
Luminance cd/m2														Table 2/3	
		C 130.00	C 140.00	C 150.00	C 160.00	C 170.00	C 180.00	C 190.00	C 200.00	C 210.00	C 220.00	C 230.00	C 240.00	C 250.00	
G 0.0	7780	7780	7780	7780	7780	7780	7780	7780	7780	7780	7780	7780	7780	7780	7780
G 5.0	7612	7612	7623	7638	7650	7658	7650	7638	7623	7612	7612	7623	7637	7637	7637
G 10.0	7433	7436	7447	7465	7487	7514	7487	7465	7447	7436	7433	7440	7461	7461	7461
G 15.0	7231	7231	7252	7282	7315	7354	7315	7282	7252	7231	7231	7252	7281	7281	7281
G 20.0	7019	7019	7035	7071	7116	7170	7116	7071	7035	7019	7019	7035	7073	7073	7073
G 25.0	6787	6784	6807	6848	6903	6973	6903	6848	6807	6784	6787	6815	6852	6852	6852
G 30.0	6536	6537	6563	6613	6678	6759	6678	6613	6563	6537	6536	6563	6617	6617	6617
G 35.0	6276	6269	6297	6352	6430	6530	6430	6352	6297	6269	6276	6313	6363	6363	6363
G 40.0	5996	5989	6020	6082	6167	6273	6167	6082	6020	5989	5996	6036	6096	6096	6096
G 45.0	5687	5686	5721	5783	5876	6002	5876	5783	5721	5686	5687	5730	5805	5805	5805
G 50.0	5363	5362	5397	5471	5575	5709	5575	5471	5397	5362	5363	5402	5478	5478	5478
G 55.0	5003	5002	5035	5110	5224	5379	5224	5110	5035	5002	5003	5040	5119	5119	5119
G 60.0	4580	4584	4631	4704	4821	4987	4821	4704	4631	4584	4580	4625	4710	4710	4710
G 65.0	4104	4103	4149	4237	4367	4544	4367	4237	4149	4103	4104	4149	4229	4229	4229
G 70.0	3540	3539	3586	3662	3788	3980	3788	3662	3586	3539	3540	3586	3658	3658	3658
G 75.0	2869	2871	2905	2998	3135	3321	3135	2998	2905	2871	2869	2897	2975	2975	2975
G 80.0	2047	2063	2127	2232	2364	2542	2364	2232	2127	2063	2047	2079	2153	2153	2153
G 85.0	1118	1137	1180	1270	1378	1519	1378	1270	1180	1137	1118	1119	1160	1160	1160
G 90.0	468	519	576	628	709	857	709	628	576	519	468	424	368	368	368

Luminaire

Code 90716L550

Name ROFY 60 SQ D/I L0550W550 LIGHT+ K3 830 HO

Measurem.

Code 8/8/2023

Name ROFY 60 SQ D/I L0550W550 LIGHT+ K3 830 HO

Luminaire Flux	7757 lm	Luminaire Power	60.1 W	Efficacy	129.075 lm/W	Efficiency	74.36%
Source Flux	10432 lm	Maximum value	209.50 cd/klm	Position	C=0.00 G=0.00	CG	Double Symmetrical

Luminance cd/m2 Table 3/3

	C 260.00	C 270.00	C 280.00	C 290.00	C 300.00	C 310.00	C 320.00	C 330.00	C 340.00	C 350.00
G 0.0	7780	7780	7780	7780	7780	7780	7780	7780	7780	7780
G 5.0	7654	7673	7654	7637	7623	7612	7612	7623	7638	7650
G 10.0	7492	7529	7492	7461	7440	7433	7436	7447	7465	7487
G 15.0	7317	7362	7317	7281	7252	7231	7231	7252	7282	7315
G 20.0	7122	7181	7122	7073	7035	7019	7019	7035	7071	7116
G 25.0	6908	6988	6908	6852	6815	6787	6784	6807	6848	6903
G 30.0	6691	6782	6691	6617	6563	6536	6537	6563	6613	6678
G 35.0	6440	6550	6440	6363	6313	6276	6269	6297	6352	6430
G 40.0	6181	6294	6181	6096	6036	5996	5989	6020	6082	6167
G 45.0	5904	6029	5904	5805	5730	5687	5686	5721	5783	5876
G 50.0	5586	5724	5586	5478	5402	5363	5362	5397	5471	5575
G 55.0	5235	5389	5235	5119	5040	5003	5002	5035	5110	5224
G 60.0	4833	4999	4833	4710	4625	4580	4584	4631	4704	4821
G 65.0	4355	4538	4355	4229	4149	4104	4103	4149	4237	4367
G 70.0	3777	3957	3777	3658	3586	3540	3539	3586	3662	3788
G 75.0	3095	3258	3095	2975	2897	2869	2871	2905	2998	3135
G 80.0	2270	2442	2270	2153	2079	2047	2063	2127	2232	2364
G 85.0	1238	1354	1238	1160	1119	1118	1137	1180	1270	1378
G 90.0	317	278	317	368	424	468	519	576	628	709