

Luminaire

Code 90720L102
Name ROFY 60 SQ L1078W286 LIGHT+ K3 840 HO

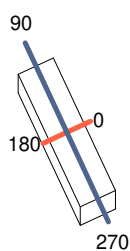
Measur.

Code 9/8/2023
Name ROFY 60 SQ L1078W286 LIGHT+ K3 840 HO

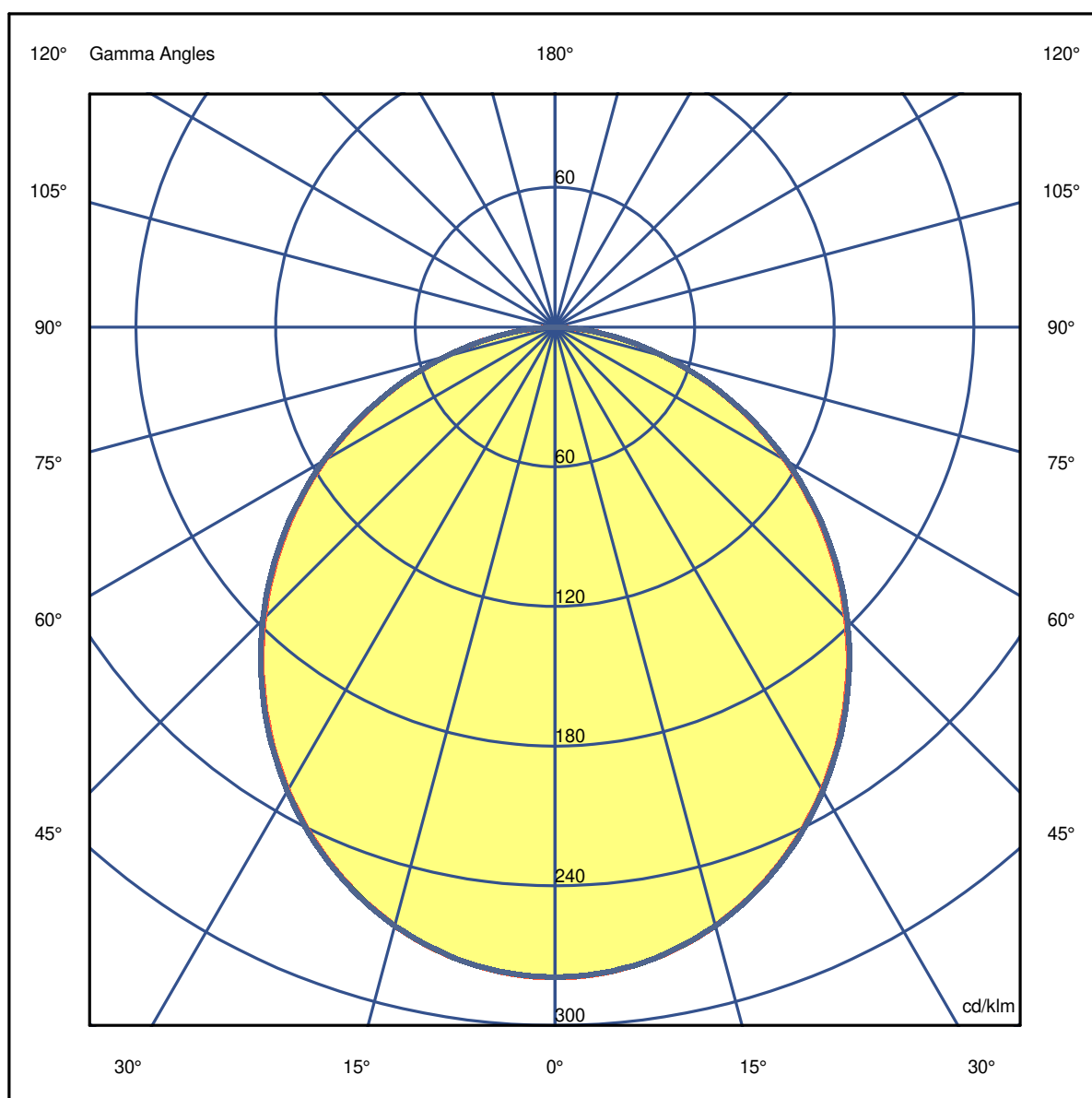
Luminaire Flux	6352 lm	Luminaire Power	45.2 W	Efficacy	140.442 lm/W	Efficiency	76.28%
Source Flux	8328 lm	Maximum value	279.30 cd/klm	Position	C=0.00 G=1.00	CG	Double Symmetrical

1078mm x 286mm

C Halfplanes



A diagram showing two horizontal parallel lines. The top line is red and has an angle of 180.0 at its left end and 0.0 at its right end. The bottom line is blue and has an angle of 270.0 at its left end and 90.0 at its right end.



Luminaire

Code 90720L102

Name ROFY 60 SQ L1078W286 LIGHT+ K3 840 HO

Measurem.

Code 9/8/2023

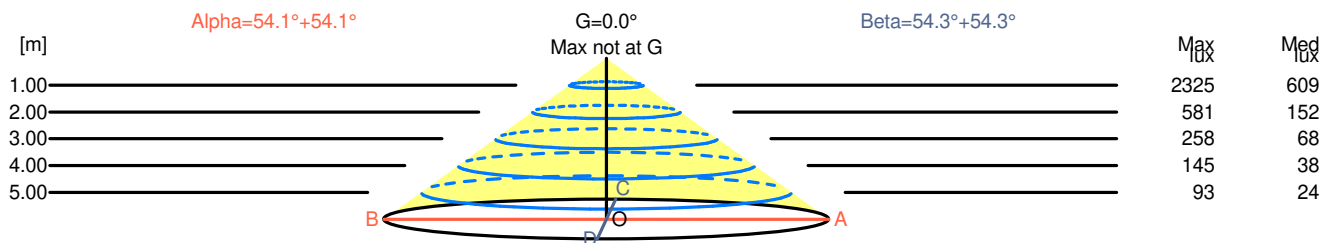
Name ROFY 60 SQ L1078W286 LIGHT+ K3 840 HO

Luminaire Flux	6352 lm	Luminaire Power	45.2 W	Efficacy	140.442 lm/W	Efficiency	76.28%
Source Flux	8328 lm	Maximum value	279.30 cd/klm	Position	C=0.00 G=1.00	CG	Double Symmetrical

Width at 50.00 % of Max Intensity

H[m]	1.00	2.00	3.00	4.00	5.00	H[m]	1.00	2.00	3.00	4.00	5.00
OA	1.38	2.77	4.15	5.53	6.91	OC	1.39	2.79	4.18	5.57	6.96
OB	1.38	2.77	4.15	5.53	6.91	OD	1.39	2.79	4.18	5.57	6.96

	0	5	15	25	35	45	55	65	75	85
OA	2325.18	2314.35	2216.91	2030.37	1777.20	1472.39	1130.94	768.67	406.41	96.60
OB	2325.18	2314.35	2216.91	2030.37	1777.20	1472.39	1130.94	768.67	406.41	96.60
OC	2325.18	2313.52	2216.91	2034.53	1783.02	1479.05	1137.60	772.01	406.41	100.77
OD	2325.18	2313.52	2216.91	2034.53	1783.02	1479.05	1137.60	772.01	406.41	100.77



H[m]	D[m]	Max lux	Med lux	Alpha=54.1°+54.1°	G=0.0 Max not at G	
1.00	2.77	2325	609			
2.00	5.53	581	152			
3.00	8.30	258	68			
4.00	11.06	145	38			
5.00	13.83	93	24			

H[m]	D[m]	Max lux	Med lux	Beta=54.3°+54.3°	G=0.0 Max not at G	
1.00	2.79	2325	609			
2.00	5.57	581	152			
3.00	8.36	258	68			
4.00	11.14	145	38			
5.00	13.93	93	24			

Luminaire

Code 90720L102
Name ROFY 60 SQ L1078W286 LIGHT+ K3 840 HO

Measurem.

Code 9/8/2023
Name ROFY 60 SQ L1078W286 LIGHT+ K3 840 HO

Luminaire Flux	6352 lm	Luminaire Power	45.2 W	Efficacy	140.442 lm/W	Efficiency	76.28%
Source Flux	8328 lm	Maximum value	279.30 cd/klm	Position	C=0.00 G=1.00	CG	Double Symmetrical

UGR
S = 0.250

Reflectancies										
Ceiling/Cavity	0.7	0.7	0.5	0.5	0.3	0.7	0.7	0.5	0.5	0.3
Walls	0.5	0.3	0.5	0.3	0.3	0.5	0.3	0.5	0.3	0.3
Working Plane	0.2	0.2	0.2	0.2	0.2	0.2	0.2	0.2	0.2	0.2
Room Dimensions	Lateral View					Viewed Endwise				
x=2H y=2H	18.0	19.3	18.3	19.6	19.8	18.6	19.9	18.9	20.2	20.4
x=2H y=3H	19.3	20.5	19.6	20.8	21.0	20.1	21.2	20.4	21.5	21.8
x=2H y=4H	19.7	20.9	20.1	21.1	21.4	20.6	21.7	20.9	22.0	22.3
x=2H y=6H	20.0	21.0	20.3	21.3	21.6	20.9	22.0	21.3	22.3	22.6
x=2H y=8H	20.0	21.0	20.4	21.3	21.7	21.0	22.0	21.4	22.3	22.7
x=2H y=12H	20.0	21.0	20.4	21.3	21.7	21.1	22.0	21.4	22.4	22.7
x=4H y=2H	18.7	19.8	19.0	20.1	20.4	19.1	20.3	19.5	20.5	20.8
x=4H y=3H	20.1	21.0	20.4	21.4	21.7	20.7	21.7	21.1	22.0	22.3
x=4H y=4H	20.6	21.5	21.0	21.8	22.2	21.4	22.2	21.8	22.5	22.9
x=4H y=6H	21.0	21.7	21.4	22.1	22.5	21.8	22.6	22.2	22.9	23.3
x=4H y=8H	21.1	21.7	21.5	22.1	22.6	22.0	22.6	22.4	23.0	23.5
x=4H y=12H	21.1	21.7	21.5	22.1	22.6	22.0	22.6	22.5	23.1	23.5
x=8H y=4H	20.9	21.5	21.3	21.9	22.4	21.5	22.2	22.0	22.6	23.0
x=8H y=6H	21.3	21.8	21.8	22.3	22.7	22.1	22.6	22.5	23.1	23.5
x=8H y=8H	21.4	21.9	21.9	22.4	22.9	22.3	22.7	22.7	23.2	23.7
x=8H y=12H	21.5	21.9	22.0	22.4	22.9	22.4	22.8	22.9	23.3	23.8
x=12H y=4H	20.9	21.5	21.3	21.9	22.3	21.5	22.1	22.0	22.5	23.0
x=12H y=6H	21.3	21.8	21.8	22.3	22.8	22.1	22.6	22.6	23.0	23.5
x=12H y=8H	21.5	21.9	22.0	22.4	22.9	22.3	22.7	22.8	23.2	23.7

Luminaire

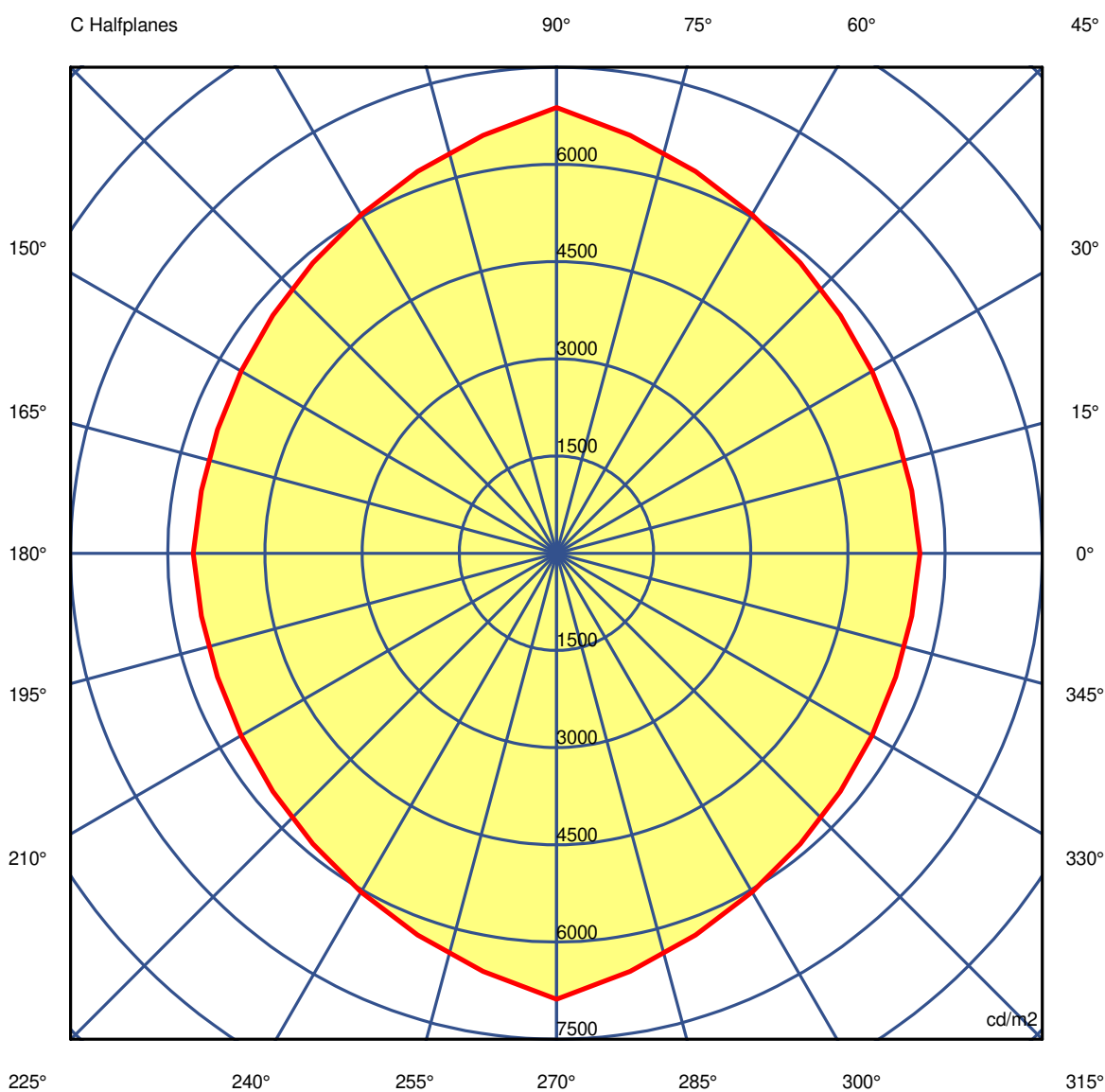
Code 90720L102
Name ROFY 60 SQ L1078W286 LIGHT+ K3 840 HO

Measurem.

Code 9/8/2023
Name ROFY 60 SQ L1078W286 LIGHT+ K3 840 HO

Luminaire Flux	6352 lm	Luminaire Power	45.2 W	Efficacy	140.442 lm/W	Efficiency	76.28%
Source Flux	8328 lm	Maximum value	279.30 cd/klm	Position	C=0.00 G=1.00	CG Double Symmetrical	

Luminance



45.0°

Luminaire

Code 90720L102

Name ROFY 60 SQ L1078W286 LIGHT+ K3 840 HO

Measurem.

Code 9/8/2023

Name ROFY 60 SQ L1078W286 LIGHT+ K3 840 HO

Luminaire Flux	6352 lm	Luminaire Power	45.2 W	Efficacy	140.442 lm/W	Efficiency	76.28%						
Source Flux	8328 lm	Maximum value	279.30 cd/klm	Position	C=0.00 G=1.00	CG	Double Symmetrical						
Luminance cd/m2													
Table 1/3													
	C 0.00	C 10.00	C 20.00	C 30.00	C 40.00	C 50.00	C 60.00	C 70.00	C 80.00	C 90.00	C 100.00	C 110.00	C 120.00
G 0.0	8262	8262	8262	8262	8262	8262	8262	8262	8262	8262	8262	8262	8262
G 5.0	8031	8017	8017	8027	8037	8055	8084	8117	8154	8194	8154	8117	8084
G 10.0	7777	7758	7759	7778	7803	7838	7887	7953	8025	8098	8025	7953	7887
G 15.0	7512	7491	7491	7511	7547	7602	7677	7769	7871	7983	7871	7769	7677
G 20.0	7225	7203	7205	7231	7282	7354	7446	7566	7701	7845	7701	7566	7446
G 25.0	6928	6903	6907	6941	6995	7081	7200	7343	7506	7689	7506	7343	7200
G 30.0	6626	6594	6598	6635	6700	6799	6934	7102	7297	7517	7297	7102	6934
G 35.0	6300	6264	6269	6312	6389	6504	6658	6847	7068	7322	7068	6847	6658
G 40.0	5964	5929	5932	5975	6061	6188	6356	6569	6821	7108	6821	6569	6356
G 45.0	5607	5566	5571	5622	5715	5852	6036	6270	6551	6880	6551	6270	6036
G 50.0	5224	5184	5190	5243	5339	5488	5691	5942	6249	6621	6249	5942	5691
G 55.0	4811	4768	4774	4830	4932	5085	5297	5576	5916	6322	5916	5576	5297
G 60.0	4351	4310	4316	4371	4478	4641	4863	5147	5511	5970	5511	5147	4863
G 65.0	3835	3787	3792	3848	3954	4116	4342	4642	5033	5537	5033	4642	4342
G 70.0	3230	3181	3192	3256	3357	3516	3742	4038	4441	4997	4441	4038	3742
G 75.0	2545	2500	2509	2567	2660	2808	3025	3314	3717	4292	3717	3314	3025
G 80.0	1751	1725	1728	1761	1835	1963	2155	2421	2812	3407	2812	2421	2155
G 85.0	847	822	824	852	898	975	1097	1307	1618	2142	1618	1307	1097
G 90.0	111	108	108	112	120	130	142	176	242	405	242	176	142

Luminaire

Code 90720L102

Name ROFY 60 SQ L1078W286 LIGHT+ K3 840 HO

Measurem.

Code 9/8/2023

Name ROFY 60 SQ L1078W286 LIGHT+ K3 840 HO

Luminaire Flux	6352 lm		Luminaire Power		45.2 W		Efficacy		140.442 lm/W		Efficiency		76.28%	
Source Flux	8328 lm		Maximum value		279.30 cd/klm		Position		C=0.00 G=1.00		CG		Double Symmetrical	
Luminance cd/m2														
Table 2/3														
	C 130.00	C 140.00	C 150.00	C 160.00	C 170.00	C 180.00	C 190.00	C 200.00	C 210.00	C 220.00	C 230.00	C 240.00	C 250.00	
G 0.0	8262	8262	8262	8262	8262	8262	8262	8262	8262	8262	8262	8262	8262	8262
G 5.0	8055	8037	8027	8017	8017	8031	8017	8017	8027	8037	8055	8084	8117	8126
G 10.0	7838	7803	7778	7759	7758	7777	7758	7759	7778	7803	7838	7887	7953	7953
G 15.0	7602	7547	7511	7491	7491	7512	7491	7491	7511	7547	7602	7677	7769	7769
G 20.0	7354	7282	7231	7205	7203	7225	7203	7205	7231	7282	7354	7446	7566	7566
G 25.0	7081	6995	6941	6907	6903	6928	6903	6907	6941	6995	7081	7200	7343	7343
G 30.0	6799	6700	6635	6598	6594	6626	6594	6598	6635	6700	6799	6934	7102	7102
G 35.0	6504	6389	6312	6269	6264	6300	6264	6269	6312	6389	6504	6658	6847	6847
G 40.0	6188	6061	5975	5932	5929	5964	5929	5932	5975	6061	6188	6356	6569	6569
G 45.0	5852	5715	5622	5571	5566	5607	5566	5571	5622	5715	5852	6036	6270	6270
G 50.0	5488	5339	5243	5190	5184	5224	5184	5190	5243	5339	5488	5691	5942	5942
G 55.0	5085	4932	4830	4774	4768	4811	4768	4774	4830	4932	5085	5297	5576	5576
G 60.0	4641	4478	4371	4316	4310	4351	4310	4316	4371	4478	4641	4863	5147	5147
G 65.0	4116	3954	3848	3792	3787	3835	3787	3792	3848	3954	4116	4342	4642	4642
G 70.0	3516	3357	3256	3192	3181	3230	3181	3192	3256	3357	3516	3742	4038	4038
G 75.0	2808	2660	2567	2509	2500	2545	2500	2509	2567	2660	2808	3025	3314	3314
G 80.0	1963	1835	1761	1728	1725	1751	1725	1728	1761	1835	1963	2155	2421	2421
G 85.0	975	898	852	824	822	847	822	824	852	898	975	1097	1307	1307
G 90.0	130	120	112	108	108	111	108	108	112	120	130	142	176	176

Luminaire

Code 90720L102

Name ROFY 60 SQ L1078W286 LIGHT+ K3 840 HO

Measurem.

Code 9/8/2023

Name ROFY 60 SQ L1078W286 LIGHT+ K3 840 HO

Luminaire Flux	6352 lm	Luminaire Power	45.2 W	Efficacy	140.442 lm/W	Efficiency	76.28%
Source Flux	8328 lm	Maximum value	279.30 cd/klm	Position	C=0.00 G=1.00	CG	Double Symmetrical

Luminance cd/m2 Table 3/3

	C 260.00	C 270.00	C 280.00	C 290.00	C 300.00	C 310.00	C 320.00	C 330.00	C 340.00	C 350.00
G 0.0	8262	8262	8262	8262	8262	8262	8262	8262	8262	8262
G 5.0	8154	8194	8154	8117	8084	8055	8037	8027	8017	8017
G 10.0	8025	8098	8025	7953	7887	7838	7803	7778	7759	7758
G 15.0	7871	7983	7871	7769	7677	7602	7547	7511	7491	7491
G 20.0	7701	7845	7701	7566	7446	7354	7282	7231	7205	7203
G 25.0	7506	7689	7506	7343	7200	7081	6995	6941	6907	6903
G 30.0	7297	7517	7297	7102	6934	6799	6700	6635	6598	6594
G 35.0	7068	7322	7068	6847	6658	6504	6389	6312	6269	6264
G 40.0	6821	7108	6821	6569	6356	6188	6061	5975	5932	5929
G 45.0	6551	6880	6551	6270	6036	5852	5715	5622	5571	5566
G 50.0	6249	6621	6249	5942	5691	5488	5339	5243	5190	5184
G 55.0	5916	6322	5916	5576	5297	5085	4932	4830	4774	4768
G 60.0	5511	5970	5511	5147	4863	4641	4478	4371	4316	4310
G 65.0	5033	5537	5033	4642	4342	4116	3954	3848	3792	3787
G 70.0	4441	4997	4441	4038	3742	3516	3357	3256	3192	3181
G 75.0	3717	4292	3717	3314	3025	2808	2660	2567	2509	2500
G 80.0	2812	3407	2812	2421	2155	1963	1835	1761	1728	1725
G 85.0	1618	2142	1618	1307	1097	975	898	852	824	822
G 90.0	242	405	242	176	142	130	120	112	108	108