

**Luminaire**

Code 90720L550

Name ROFY 60 SQ L0550W550 LIGHT+ K3 830 HO

**Measurem.**

Code 9/8/2023

Name ROFY 60 SQ L0550W550 LIGHT+ K3 830 HO

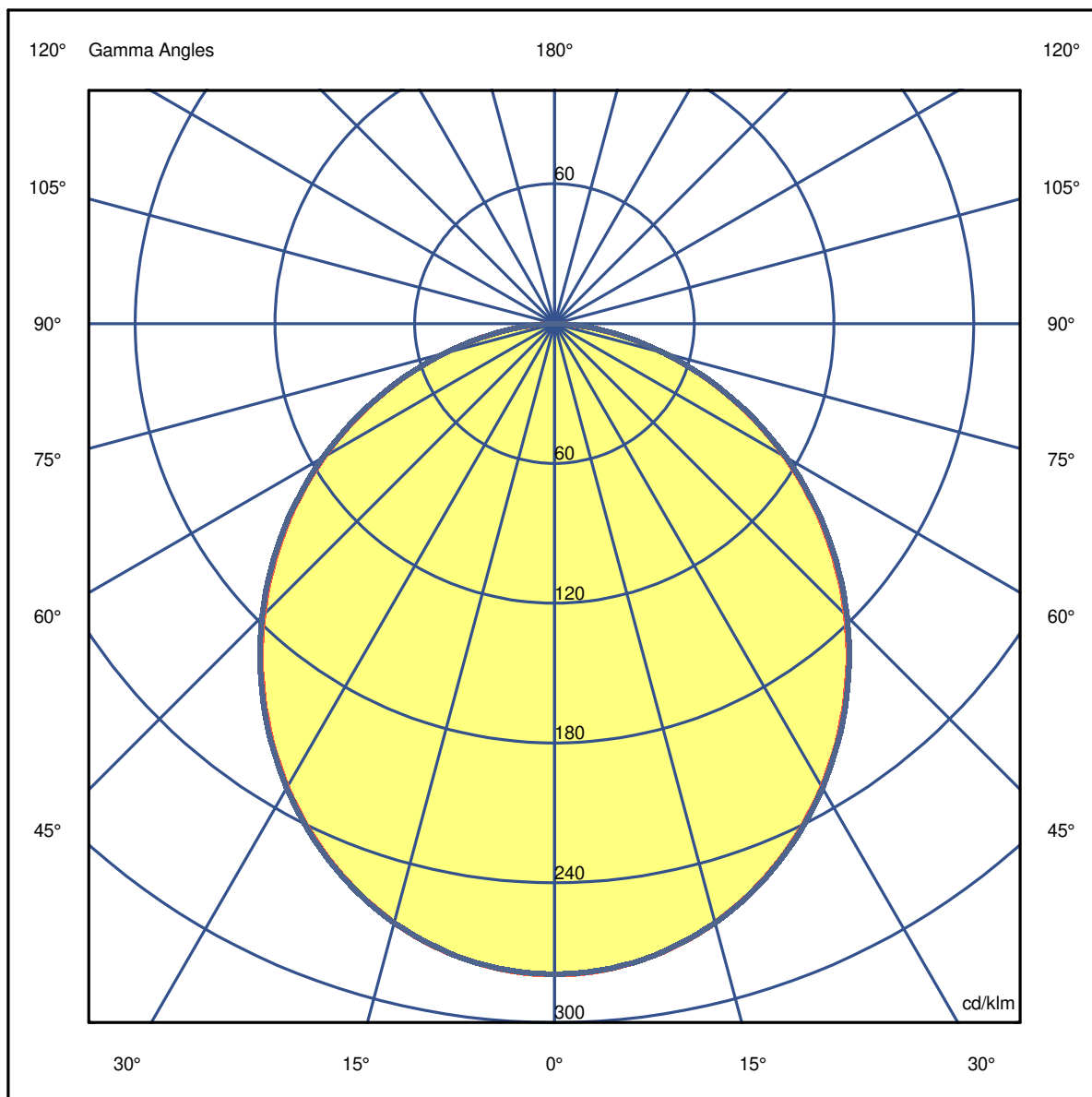
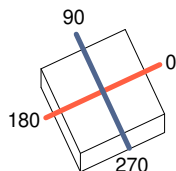
Luminaire Flux	6068 lm	Luminaire Power	45.2 W	Efficacy	134.168 lm/W	Efficiency	76.28%
Source Flux	7956 lm	Maximum value	279.30 cd/klm	Position	C=0.00 G=1.00	CG	Double Symmetrical

550mm x 550mm

C Halfplanes

180.0 ————— 0.0

270.0 ————— 90.0



**Luminaire**

Code 90720L550

Name ROFY 60 SQ L0550W550 LIGHT+ K3 830 HO

**Measurem.**

Code 9/8/2023

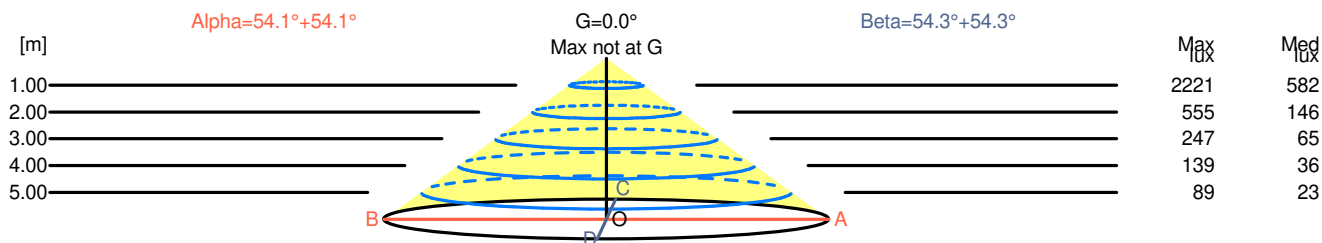
Name ROFY 60 SQ L0550W550 LIGHT+ K3 830 HO

Luminaire Flux	6068 lm	Luminaire Power	45.2 W	Efficacy	134.168 lm/W	Efficiency	76.28%
Source Flux	7956 lm	Maximum value	279.30 cd/klm	Position	C=0.00 G=1.00	CG	Double Symmetrical

Width at 50.00 % of Max Intensity

H[m]	1.00	2.00	3.00	4.00	5.00	H[m]	1.00	2.00	3.00	4.00	5.00
OA	1.38	2.77	4.15	5.53	6.91	OC	1.39	2.79	4.18	5.57	6.96
OB	1.38	2.77	4.15	5.53	6.91	OD	1.39	2.79	4.18	5.57	6.96

	0	5	15	25	35	45	55	65	75	85
OA	2221.32	2210.97	2117.89	1939.67	1697.81	1406.62	1080.42	734.34	388.25	92.29
OB	2221.32	2210.97	2117.89	1939.67	1697.81	1406.62	1080.42	734.34	388.25	92.29
OC	2221.32	2210.18	2117.89	1943.65	1703.38	1412.99	1086.79	737.52	388.25	96.27
OD	2221.32	2210.18	2117.89	1943.65	1703.38	1412.99	1086.79	737.52	388.25	96.27



H[m]	D[m]	Max lux	Med lux	Alpha=54.1°+54.1°	G=0.0 Max not at G
1.00	2.77	2221	582		
2.00	5.53	555	146		
3.00	8.30	247	65		
4.00	11.06	139	36		
5.00	13.83	89	23		

H[m]	D[m]	Max lux	Med lux	Beta=54.3°+54.3°	G=0.0 Max not at G
1.00	2.79	2221	582		
2.00	5.57	555	146		
3.00	8.36	247	65		
4.00	11.14	139	36		
5.00	13.93	89	23		

**Luminaire**

Code 90720L550

Name ROFY 60 SQ L0550W550 LIGHT+ K3 830 HO

**Measurem.**

Code 9/8/2023

Name ROFY 60 SQ L0550W550 LIGHT+ K3 830 HO

Luminaire Flux	6068 lm	Luminaire Power	45.2 W	Efficacy	134.168 lm/W	Efficiency	76.28%
Source Flux	7956 lm	Maximum value	279.30 cd/klm	Position	C=0.00 G=1.00	CG	Double Symmetrical

**UGR**  
S = 0.250

Reflectancies										
Ceiling/Cavity	0.7	0.7	0.5	0.5	0.3	0.7	0.7	0.5	0.5	0.3
Walls	0.5	0.3	0.5	0.3	0.3	0.5	0.3	0.5	0.3	0.3
Working Plane	0.2	0.2	0.2	0.2	0.2	0.2	0.2	0.2	0.2	0.2
Room Dimensions	Lateral View					Viewed Endwise				
x=2H y=2H	18.3	19.6	18.6	19.9	20.1	18.4	19.7	18.6	19.9	20.1
x=2H y=3H	19.7	20.9	20.0	21.1	21.4	19.7	20.9	20.0	21.2	21.4
x=2H y=4H	20.2	21.3	20.5	21.6	21.9	20.2	21.3	20.5	21.6	21.9
x=2H y=6H	20.5	21.5	20.8	21.8	22.1	20.5	21.6	20.9	21.9	22.2
x=2H y=8H	20.6	21.6	20.9	21.9	22.2	20.6	21.6	21.0	21.9	22.2
x=2H y=12H	20.6	21.5	21.0	21.9	22.2	20.6	21.6	21.0	21.9	22.2
x=4H y=2H	18.9	20.0	19.2	20.3	20.6	18.9	20.1	19.3	20.4	20.6
x=4H y=3H	20.4	21.4	20.8	21.7	22.1	20.5	21.4	20.8	21.7	22.1
x=4H y=4H	21.0	21.9	21.4	22.2	22.6	21.1	21.9	21.5	22.3	22.6
x=4H y=6H	21.4	22.2	21.9	22.6	23.0	21.5	22.2	21.9	22.6	23.0
x=4H y=8H	21.6	22.2	22.0	22.6	23.1	21.6	22.3	22.0	22.7	23.1
x=4H y=12H	21.6	22.2	22.1	22.6	23.1	21.7	22.3	22.1	22.7	23.1
x=8H y=4H	21.3	21.9	21.7	22.3	22.7	21.3	22.0	21.7	22.4	22.8
x=8H y=6H	21.7	22.3	22.2	22.7	23.2	21.8	22.3	22.2	22.8	23.2
x=8H y=8H	21.9	22.4	22.4	22.9	23.3	21.9	22.4	22.4	22.9	23.4
x=8H y=12H	22.0	22.4	22.5	22.9	23.4	22.0	22.5	22.5	22.9	23.4
x=12H y=4H	21.3	21.9	21.7	22.3	22.7	21.3	21.9	21.7	22.3	22.7
x=12H y=6H	21.8	22.3	22.3	22.7	23.2	21.8	22.3	22.3	22.7	23.2
x=12H y=8H	22.0	22.4	22.5	22.9	23.4	22.0	22.4	22.5	22.9	23.4

**Luminaire**

Code 90720L550

Name ROFY 60 SQ L0550W550 LIGHT+ K3 830 HO

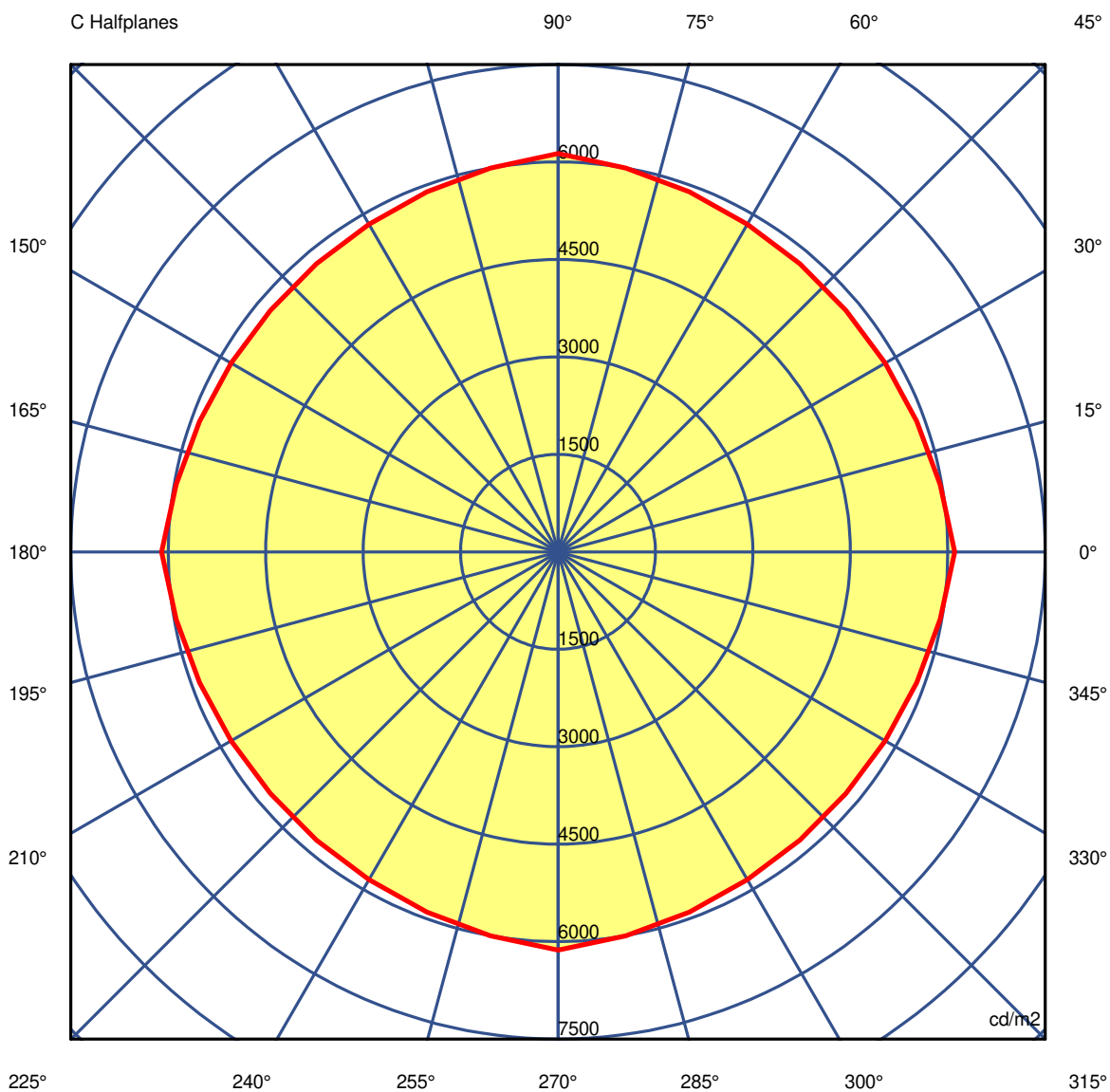
**Measurem.**

Code 9/8/2023

Name ROFY 60 SQ L0550W550 LIGHT+ K3 830 HO

Luminaire Flux	6068 lm	Luminaire Power	45.2 W	Efficacy	134.168 lm/W	Efficiency	76.28%
Source Flux	7956 lm	Maximum value	279.30 cd/klm	Position	C=0.00 G=1.00	CG Double Symmetrical	

Luminance



45.0°

**Luminaire**

Code 90720L550

Name ROFY 60 SQ L0550W550 LIGHT+ K3 830 HO

**Measurement**

Code 9/8/2023

Name ROFY 60 SQ L0550W550 LIGHT+ K3 830 HO

Luminaire Flux	6068 lm		Luminaire Power		45.2 W		Efficacy		134.168 lm/W		Efficiency		76.28%	
Source Flux	7956 lm		Maximum value		279.30 cd/klm		Position		C=0.00 G=1.00		CG		Double Symmetrical	
Luminance cd/m2														
Table 1/3														
	C 0.00	C 10.00	C 20.00	C 30.00	C 40.00	C 50.00	C 60.00	C 70.00	C 80.00	C 90.00	C 100.00	C 110.00	C 120.00	
G 0.0	7908	7908	7908	7908	7908	7908	7908	7908	7908	7908	7908	7908	7908	
G 5.0	7792	7768	7754	7747	7739	7737	7744	7755	7770	7789	7770	7755	7744	
G 10.0	7647	7606	7581	7568	7558	7554	7562	7585	7614	7644	7614	7585	7562	
G 15.0	7484	7431	7393	7367	7353	7352	7367	7397	7435	7484	7435	7397	7367	
G 20.0	7293	7230	7182	7149	7135	7135	7152	7191	7242	7302	7242	7191	7152	
G 25.0	7089	7012	6955	6919	6894	6894	6921	6966	7026	7103	7026	6966	6921	
G 30.0	6876	6782	6713	6669	6643	6643	6672	6725	6798	6891	6798	6725	6672	
G 35.0	6634	6526	6449	6400	6375	6379	6412	6470	6551	6655	6551	6470	6412	
G 40.0	6381	6263	6174	6115	6090	6094	6128	6194	6286	6400	6286	6194	6128	
G 45.0	6103	5969	5872	5812	5784	5788	5826	5898	5999	6131	5999	5898	5826	
G 50.0	5797	5653	5548	5482	5448	5455	5500	5574	5683	5830	5683	5574	5500	
G 55.0	5456	5300	5186	5115	5080	5082	5127	5214	5336	5488	5336	5214	5127	
G 60.0	5063	4897	4776	4698	4663	4669	4714	4796	4921	5094	4921	4796	4714	
G 65.0	4603	4419	4289	4209	4170	4173	4218	4306	4439	4623	4439	4306	4218	
G 70.0	4030	3836	3711	3639	3597	3599	3645	3723	3855	4053	3855	3723	3645	
G 75.0	3341	3146	3021	2950	2909	2911	2956	3033	3157	3341	3157	3033	2956	
G 80.0	2469	2302	2183	2102	2064	2071	2117	2192	2311	2486	2311	2192	2117	
G 85.0	1331	1198	1118	1076	1052	1055	1085	1163	1259	1388	1259	1163	1085	
G 90.0	212	183	165	155	150	147	142	152	168	194	168	152	142	

**Luminaire**

Code 90720L550

Name ROFY 60 SQ L0550W550 LIGHT+ K3 830 HO

**Measurement**

Code 9/8/2023

Name ROFY 60 SQ L0550W550 LIGHT+ K3 830 HO

Luminaire Flux	6068 lm		Luminaire Power		45.2 W		Efficacy		134.168 lm/W		Efficiency		76.28%	
Source Flux	7956 lm		Maximum value		279.30 cd/klm		Position		C=0.00 G=1.00		CG		Double Symmetrical	
Luminance cd/m2														
Table 2/3														
	C 130.00	C 140.00	C 150.00	C 160.00	C 170.00	C 180.00	C 190.00	C 200.00	C 210.00	C 220.00	C 230.00	C 240.00	C 250.00	
G 0.0	7908	7908	7908	7908	7908	7908	7908	7908	7908	7908	7908	7908	7908	
G 5.0	7737	7739	7747	7754	7768	7792	7768	7754	7747	7739	7737	7744	7755	
G 10.0	7554	7558	7568	7581	7606	7647	7606	7581	7568	7558	7554	7562	7585	
G 15.0	7352	7353	7367	7393	7431	7484	7431	7393	7367	7353	7352	7367	7397	
G 20.0	7135	7135	7149	7182	7230	7293	7230	7182	7149	7135	7135	7152	7191	
G 25.0	6894	6894	6919	6955	7012	7089	7012	6955	6919	6894	6894	6921	6966	
G 30.0	6643	6643	6669	6713	6782	6876	6782	6713	6669	6643	6643	6672	6725	
G 35.0	6379	6375	6400	6449	6526	6634	6526	6449	6400	6375	6379	6412	6470	
G 40.0	6094	6090	6115	6174	6263	6381	6263	6174	6115	6090	6094	6128	6194	
G 45.0	5788	5784	5812	5872	5969	6103	5969	5872	5812	5784	5788	5826	5898	
G 50.0	5455	5448	5482	5548	5653	5797	5653	5548	5482	5448	5455	5500	5574	
G 55.0	5082	5080	5115	5186	5300	5456	5300	5186	5115	5080	5082	5127	5214	
G 60.0	4669	4663	4698	4776	4897	5063	4897	4776	4698	4663	4669	4714	4796	
G 65.0	4173	4170	4209	4289	4419	4603	4419	4289	4209	4170	4173	4218	4306	
G 70.0	3599	3597	3639	3711	3836	4030	3836	3711	3639	3597	3599	3645	3723	
G 75.0	2911	2909	2950	3021	3146	3341	3146	3021	2950	2909	2911	2956	3033	
G 80.0	2071	2064	2102	2183	2302	2469	2302	2183	2102	2064	2071	2117	2192	
G 85.0	1055	1052	1076	1118	1198	1331	1198	1118	1076	1052	1055	1085	1163	
G 90.0	147	150	155	165	183	212	183	165	155	150	147	142	152	

**Luminaire**

Code 90720L550

Name ROFY 60 SQ L0550W550 LIGHT+ K3 830 HO

**Measurem.**

Code 9/8/2023

Name ROFY 60 SQ L0550W550 LIGHT+ K3 830 HO

Luminaire Flux	6068 lm	Luminaire Power	45.2 W	Efficacy	134.168 lm/W	Efficiency	76.28%
Source Flux	7956 lm	Maximum value	279.30 cd/klm	Position	C=0.00 G=1.00	CG	Double Symmetrical

**Luminance cd/m2 Table 3/3**

	C 260.00	C 270.00	C 280.00	C 290.00	C 300.00	C 310.00	C 320.00	C 330.00	C 340.00	C 350.00
G 0.0	7908	7908	7908	7908	7908	7908	7908	7908	7908	7908
G 5.0	7770	7789	7770	7755	7744	7737	7739	7747	7754	7768
G 10.0	7614	7644	7614	7585	7562	7554	7558	7568	7581	7606
G 15.0	7435	7484	7435	7397	7367	7352	7353	7367	7393	7431
G 20.0	7242	7302	7242	7191	7152	7135	7135	7149	7182	7230
G 25.0	7026	7103	7026	6966	6921	6894	6894	6919	6955	7012
G 30.0	6798	6891	6798	6725	6672	6643	6643	6669	6713	6782
G 35.0	6551	6655	6551	6470	6412	6379	6375	6400	6449	6526
G 40.0	6286	6400	6286	6194	6128	6094	6090	6115	6174	6263
G 45.0	5999	6131	5999	5898	5826	5788	5784	5812	5872	5969
G 50.0	5683	5830	5683	5574	5500	5455	5448	5482	5548	5653
G 55.0	5336	5488	5336	5214	5127	5082	5080	5115	5186	5300
G 60.0	4921	5094	4921	4796	4714	4669	4663	4698	4776	4897
G 65.0	4439	4623	4439	4306	4218	4173	4170	4209	4289	4419
G 70.0	3855	4053	3855	3723	3645	3599	3597	3639	3711	3836
G 75.0	3157	3341	3157	3033	2956	2911	2909	2950	3021	3146
G 80.0	2311	2486	2311	2192	2117	2071	2064	2102	2183	2302
G 85.0	1259	1388	1259	1163	1085	1055	1052	1076	1118	1198
G 90.0	168	194	168	152	142	147	150	155	165	183