

Luminaire

Code 90726L215

Name CORA /E L15W30 2 BOPTICS K3 830 LO

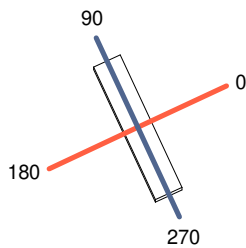
Measurem.

Code 28/7/2023

Name CORA /E L15W30 2 BOPTICS K3 830 LO

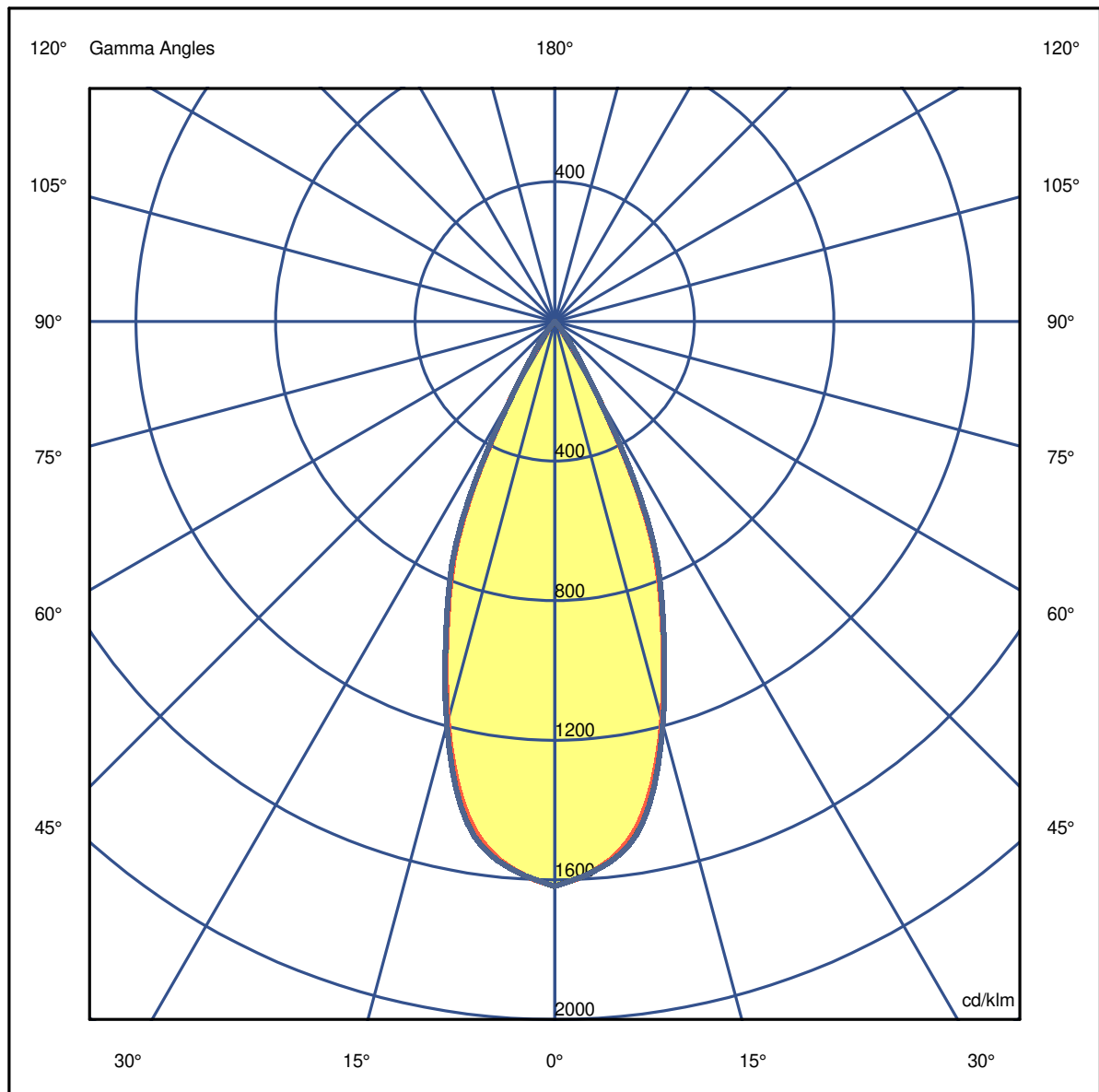
Luminaire Flux	4508 lm	Luminaire Power	33.3 W	Efficacy	135.408 lm/W	Efficiency	81.13%
Source Flux	5556 lm	Maximum value	1617.80 cd/klm	Position	C=0.00 G=0.00	CG	Double Symmetrical

1497mm x 297mm



C Halfplanes

180.0 ——— 0.0
270.0 ——— 90.0



Luminaire

Code 90726L215
Name CORA /E L15W30 2 BOPTICS K3 830 LO

Measurem.

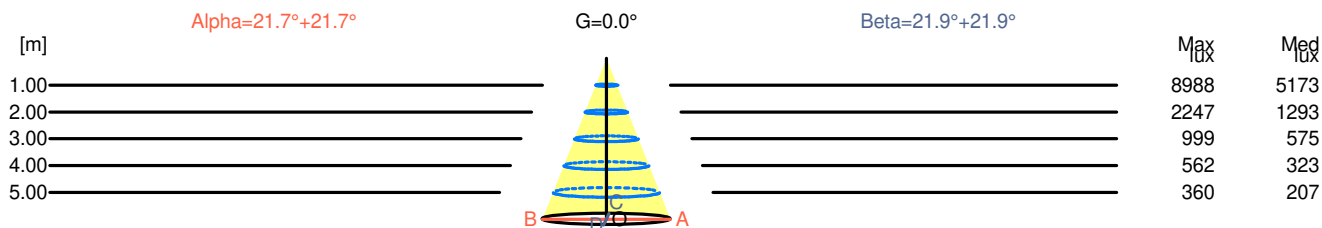
Code 28/7/2023
Name CORA /E L15W30 2 BOPTICS K3 830 LO

Luminaire Flux	4508 lm	Luminaire Power	33.3 W	Efficacy	135.408 lm/W	Efficiency	81.13%
Source Flux	5556 lm	Maximum value	1617.80 cd/klm	Position	C=0.00 G=0.00	CG	Double Symmetrical

Width at 50.00 % of Max Intensity

H[m]	1.00	2.00	3.00	4.00	5.00	H[m]	1.00	2.00	3.00	4.00	5.00
OA	0.40	0.80	1.19	1.59	1.99	OC	0.40	0.81	1.21	1.61	2.01
OB	0.40	0.80	1.19	1.59	1.99	OD	0.40	0.81	1.21	1.61	2.01

	0	5	15	25	35	45	55	65	75	85
OA	8988.50	8696.25	6582.75	3424.72	415.59	7.78	2.22	0.00	0.00	0.00
OB	8988.50	8696.25	6582.75	3424.72	415.59	7.78	2.22	0.00	0.00	0.00
OC	8988.50	8710.70	6644.98	3499.72	466.70	10.00	2.22	0.00	0.00	0.00
OD	8988.50	8710.70	6644.98	3499.72	466.70	10.00	2.22	0.00	0.00	0.00



H[m]	D[m]	Max lux	Med lux	Alpha=21.7°+21.7°	G=0.0	
1.00	0.80	8988	5173			
2.00	1.59	2247	1293			
3.00	2.39	999	575			
4.00	3.19	562	323			
5.00	3.98	360	207			

H[m]	D[m]	Max lux	Med lux	Beta=21.9°+21.9°	G=0.0	
1.00	0.81	8988	5173			
2.00	1.61	2247	1293			
3.00	2.42	999	575			
4.00	3.22	562	323			
5.00	4.03	360	207			

Luminaire

Code 90726L215
Name CORA /E L15W30 2 BOPTICS K3 830 LO

Measurem.

Code 28/7/2023
Name CORA /E L15W30 2 BOPTICS K3 830 LO

Luminaire Flux	4508 lm	Luminaire Power	33.3 W	Efficacy	135.408 lm/W	Efficiency	81.13%
Source Flux	5556 lm	Maximum value	1617.80 cd/klm	Position	C=0.00 G=0.00	CG	Double Symmetrical

UGR
S = 0.250

Reflectancies										
Ceiling/Cavity	0.7	0.7	0.5	0.5	0.3	0.7	0.7	0.5	0.5	0.3
Walls	0.5	0.3	0.5	0.3	0.3	0.5	0.3	0.5	0.3	0.3
Working Plane	0.2	0.2	0.2	0.2	0.2	0.2	0.2	0.2	0.2	0.2
Room Dimensions	Lateral View					Viewed Endwise				
x=2H y=2H	1.3	1.9	1.5	2.1	2.3	1.6	2.2	1.8	2.4	2.6
x=2H y=3H	1.2	1.7	1.4	2.0	2.2	1.5	2.0	1.7	2.3	2.5
x=2H y=4H	1.1	1.6	1.4	1.9	2.2	1.4	1.9	1.7	2.2	2.4
x=2H y=6H	1.0	1.5	1.3	1.8	2.1	1.3	1.8	1.6	2.1	2.4
x=2H y=8H	1.0	1.5	1.3	1.8	2.1	1.3	1.8	1.6	2.0	2.3
x=2H y=12H	0.9	1.4	1.3	1.7	2.0	1.2	1.7	1.6	2.0	2.3
x=4H y=2H	1.1	1.6	1.4	1.9	2.2	1.4	1.9	1.7	2.2	2.4
x=4H y=3H	0.9	1.4	1.3	1.7	2.0	1.2	1.7	1.6	2.0	2.3
x=4H y=4H	0.9	1.3	1.3	1.6	1.9	1.2	1.5	1.5	1.9	2.2
x=4H y=6H	0.8	1.1	1.2	1.5	1.9	1.1	1.4	1.5	1.8	2.2
x=4H y=8H	0.8	1.0	1.2	1.4	1.8	1.0	1.3	1.5	1.7	2.1
x=4H y=12H	0.7	1.0	1.2	1.4	1.8	1.0	1.2	1.4	1.6	2.1
x=8H y=4H	0.8	1.0	1.2	1.4	1.8	1.0	1.3	1.5	1.7	2.1
x=8H y=6H	0.7	0.9	1.1	1.3	1.7	1.0	1.2	1.4	1.6	2.0
x=8H y=8H	0.6	0.8	1.1	1.2	1.7	0.9	1.1	1.4	1.5	2.0
x=8H y=12H	0.6	0.7	1.0	1.2	1.7	0.8	1.0	1.3	1.4	1.9
x=12H y=4H	0.7	1.0	1.2	1.4	1.8	1.0	1.2	1.4	1.6	2.1
x=12H y=6H	0.6	0.8	1.1	1.2	1.7	0.9	1.1	1.4	1.5	2.0
x=12H y=8H	0.6	0.7	1.0	1.2	1.7	0.8	1.0	1.3	1.4	1.9

Luminaire

Code 90726L215

Name CORA /E L15W30 2 BOPTICS K3 830 LO

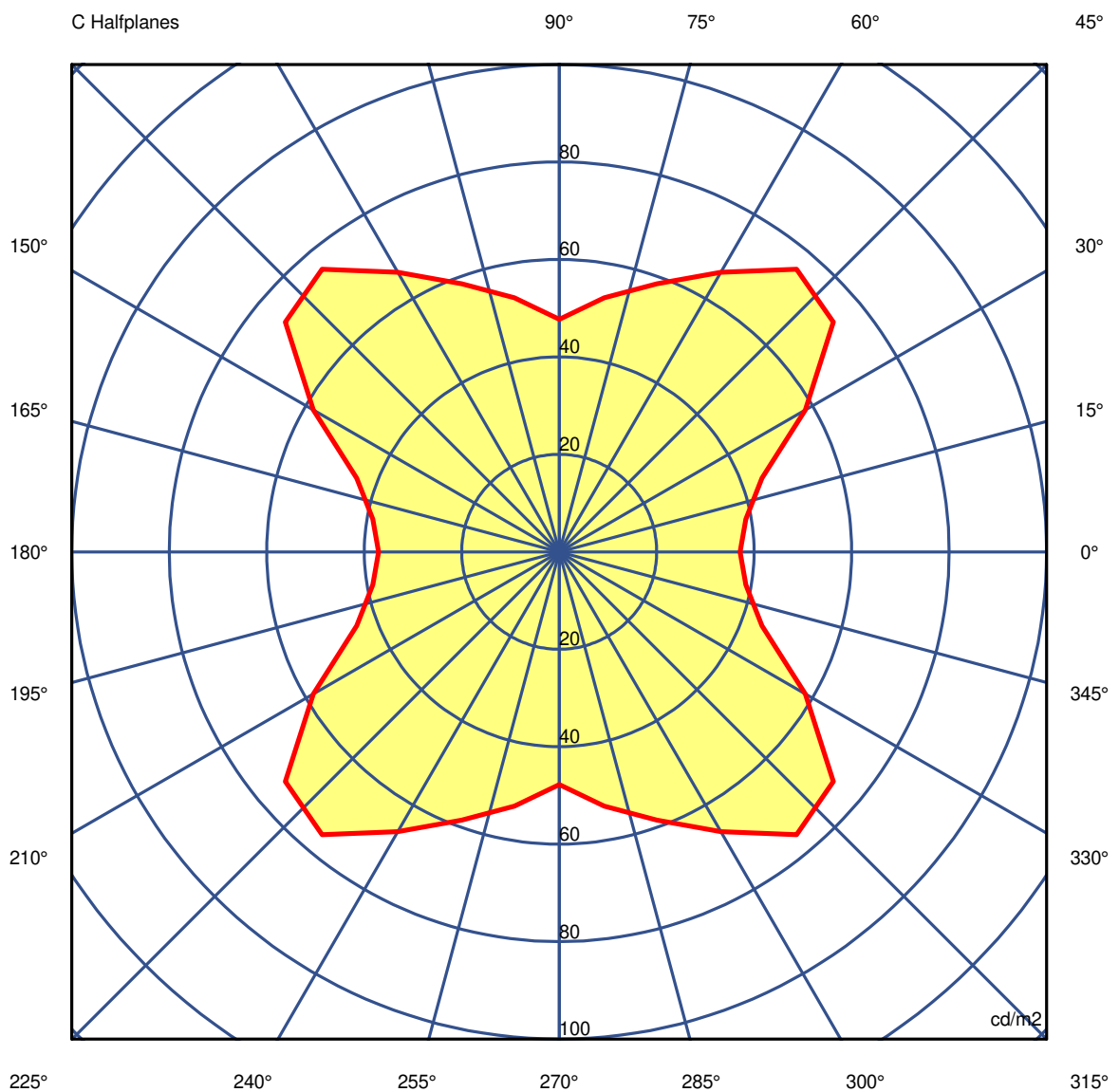
Measurem.

Code 28/7/2023

Name CORA /E L15W30 2 BOPTICS K3 830 LO

Luminaire Flux	4508 lm	Luminaire Power	33.3 W	Efficacy	135.408 lm/W	Efficiency	81.13%
Source Flux	5556 lm	Maximum value	1617.80 cd/klm	Position	C=0.00 G=0.00	CG	Double Symmetrical

Luminance



45.0°

Luminaire

Code 90726L215

Name CORA /E L15W30 2 BOPTICS K3 830 LO

Measurement

Code 28/7/2023

Name CORA /E L15W30 2 BOPTICS K3 830 LO

Luminaire Flux	4508 lm	Luminaire Power		33.3 W		Efficacy		135.408 lm/W		Efficiency		81.13%	
Source Flux	5556 lm	Maximum value		1617.80 cd/klm		Position		C=0.00 G=0.00		CG		Double Symmetrical	
Luminance cd/m2 Table 1/3													
	C 0.00	C 10.00	C 20.00	C 30.00	C 40.00	C 50.00	C 60.00	C 70.00	C 80.00	C 90.00	C 100.00	C 110.00	C 120.00
G 0.0	30323	30323	30323	30323	30323	30323	30323	30323	30323	30323	30323	30323	30323
G 5.0	29449	29449	29455	29464	29458	29462	29479	29488	29493	29498	29493	29488	29479
G 10.0	27378	27391	27416	27447	27466	27507	27576	27640	27681	27702	27681	27640	27576
G 15.0	22991	22926	22908	22930	22958	23016	23105	23181	23205	23208	23205	23181	23105
G 20.0	17906	17908	17918	17936	17963	18004	18053	18095	18105	18085	18105	18095	18053
G 25.0	12748	12770	12793	12824	12868	12892	12928	13030	13075	13027	13075	13030	12928
G 30.0	5181	5200	5265	5365	5345	5362	5404	5301	5242	5238	5242	5301	5404
G 35.0	1712	1727	1742	1766	1808	1851	1885	1915	1927	1922	1927	1915	1885
G 40.0	176	215	270	330	366	379	379	368	343	308	343	368	379
G 45.0	37	39	44	58	73	76	66	59	53	48	53	59	66
G 50.0	20	20	21	23	32	36	32	28	26	26	26	28	32
G 55.0	13	13	13	13	13	13	13	13	13	13	13	13	13
G 60.0	0	0	3	11	15	15	15	13	8	0	8	13	15
G 65.0	0	0	0	0	0	0	0	0	0	0	0	0	0
G 70.0	0	0	0	0	0	0	0	0	0	0	0	0	0
G 75.0	0	0	0	0	0	0	0	0	0	0	0	0	0
G 80.0	0	0	0	0	0	0	0	0	0	0	0	0	0
G 85.0	0	0	0	0	0	0	0	0	0	0	0	0	0
G 90.0	0	0	0	0	0	0	0	0	0	0	0	0	0

Luminaire

Code 90726L215

Name CORA /E L15W30 2 BOPTICS K3 830 LO

Measurem.

Code 28/7/2023

Name CORA /E L15W30 2 BOPTICS K3 830 LO

Luminaire Flux	4508 lm	Luminaire Power		33.3 W		Efficacy		135.408 lm/W		Efficiency		81.13%	
Source Flux	5556 lm	Maximum value		1617.80 cd/klm		Position		C=0.00 G=0.00		CG		Double Symmetrical	
Luminance cd/m2 Table 2/3													
	C 130.00	C 140.00	C 150.00	C 160.00	C 170.00	C 180.00	C 190.00	C 200.00	C 210.00	C 220.00	C 230.00	C 240.00	C 250.00
G 0.0	30323	30323	30323	30323	30323	30323	30323	30323	30323	30323	30323	30323	30323
G 5.0	29462	29458	29464	29455	29449	29449	29449	29455	29464	29458	29462	29479	29488
G 10.0	27507	27466	27447	27416	27391	27378	27391	27416	27447	27466	27507	27576	27640
G 15.0	23016	22958	22930	22908	22926	22991	22926	22908	22930	22958	23016	23105	23181
G 20.0	18004	17963	17936	17918	17908	17906	17908	17918	17936	17963	18004	18053	18095
G 25.0	12892	12868	12824	12793	12770	12748	12770	12793	12824	12868	12892	12928	13030
G 30.0	5362	5345	5365	5265	5200	5181	5200	5265	5365	5345	5362	5404	5301
G 35.0	1851	1808	1766	1742	1727	1712	1727	1742	1766	1808	1851	1885	1915
G 40.0	379	366	330	270	215	176	215	270	330	366	379	379	368
G 45.0	76	73	58	44	39	37	39	44	58	73	76	66	59
G 50.0	36	32	23	21	20	20	20	21	23	32	36	32	28
G 55.0	13	13	13	13	13	13	13	13	13	13	13	13	13
G 60.0	15	15	11	3	0	0	0	3	11	15	15	15	13
G 65.0	0	0	0	0	0	0	0	0	0	0	0	0	0
G 70.0	0	0	0	0	0	0	0	0	0	0	0	0	0
G 75.0	0	0	0	0	0	0	0	0	0	0	0	0	0
G 80.0	0	0	0	0	0	0	0	0	0	0	0	0	0
G 85.0	0	0	0	0	0	0	0	0	0	0	0	0	0
G 90.0	0	0	0	0	0	0	0	0	0	0	0	0	0

Luminaire

Code 90726L215

Name CORA /E L15W30 2 BOPTICS K3 830 LO

Measurem.

Code 28/7/2023

Name CORA /E L15W30 2 BOPTICS K3 830 LO

Luminaire Flux	4508 lm	Luminaire Power	33.3 W	Efficacy	135.408 lm/W	Efficiency	81.13%
Source Flux	5556 lm	Maximum value	1617.80 cd/klm	Position	C=0.00 G=0.00	CG	Double Symmetrical

Luminance cd/m2 Table 3/3

	C 260.00	C 270.00	C 280.00	C 290.00	C 300.00	C 310.00	C 320.00	C 330.00	C 340.00	C 350.00
G 0.0	30323	30323	30323	30323	30323	30323	30323	30323	30323	30323
G 5.0	29493	29498	29493	29488	29479	29462	29458	29464	29455	29449
G 10.0	27681	27702	27681	27640	27576	27507	27466	27447	27416	27391
G 15.0	23205	23208	23205	23181	23105	23016	22958	22930	22908	22926
G 20.0	18105	18085	18105	18095	18053	18004	17963	17936	17918	17908
G 25.0	13075	13027	13075	13030	12928	12892	12868	12824	12793	12770
G 30.0	5242	5238	5242	5301	5404	5362	5345	5365	5265	5200
G 35.0	1927	1922	1927	1915	1885	1851	1808	1766	1742	1727
G 40.0	343	308	343	368	379	379	366	330	270	215
G 45.0	53	48	53	59	66	76	73	58	44	39
G 50.0	26	26	26	28	32	36	32	23	21	20
G 55.0	13	13	13	13	13	13	13	13	13	13
G 60.0	8	0	8	13	15	15	15	11	3	0
G 65.0	0	0	0	0	0	0	0	0	0	0
G 70.0	0	0	0	0	0	0	0	0	0	0
G 75.0	0	0	0	0	0	0	0	0	0	0
G 80.0	0	0	0	0	0	0	0	0	0	0
G 85.0	0	0	0	0	0	0	0	0	0	0
G 90.0	0	0	0	0	0	0	0	0	0	0