

**Luminaire**

Code 90729Q460  
Name CORA /E L60W60 4 BOPTICS K3 830 HO

**Measurem.**

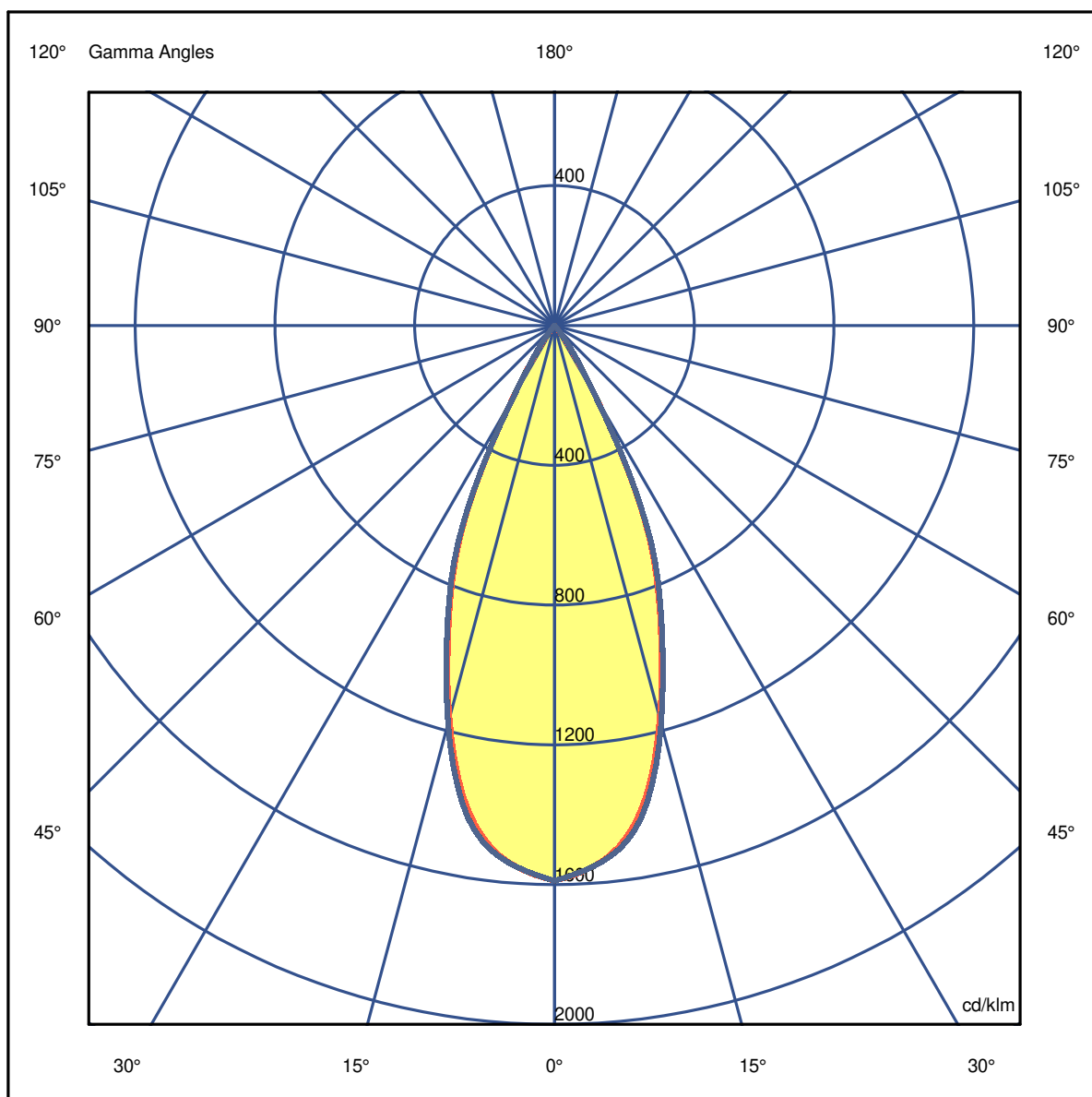
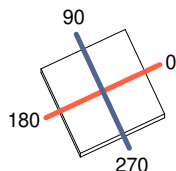
Code 28/7/2023  
Name CORA /E L60W60 4 BOPTICS K3 830 HO

Luminaire Flux	4355 lm	Luminaire Power	33.7 W	Efficacy	129.117 lm/W	Efficiency	79.76%
Source Flux	5460 lm	Maximum value	1588.50 cd/klm	Position	C=0.00 G=0.00	CG	Double Symmetrical

597mm x 597mm

C Halfplanes

180.0 ————— 0.0  
270.0 ————— 90.0



**Luminaire**

Code 90729Q460  
Name CORA /E L60W60 4 BOPTICS K3 830 HO

**Measurem.**

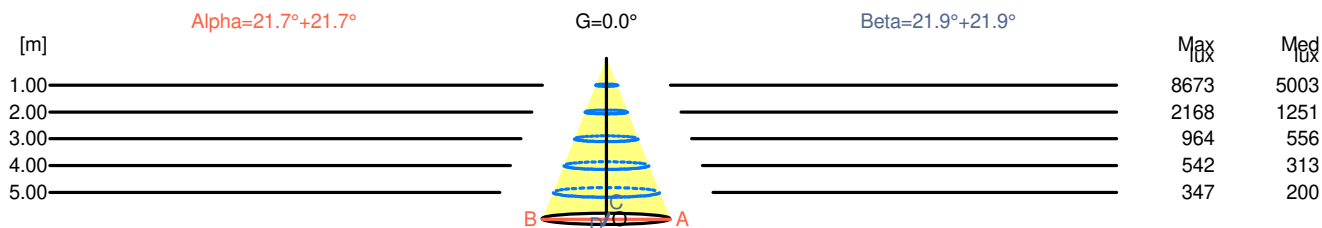
Code 28/7/2023  
Name CORA /E L60W60 4 BOPTICS K3 830 HO

Luminaire Flux	4355 lm	Luminaire Power	33.7 W	Efficacy	129.117 lm/W	Efficiency	79.76%
Source Flux	5460 lm	Maximum value	1588.50 cd/klm	Position	C=0.00 G=0.00	CG	Double Symmetrical

Width at 50.00 % of Max Intensity

H[m]	1.00	2.00	3.00	4.00	5.00	H[m]	1.00	2.00	3.00	4.00	5.00
OA	0.40	0.80	1.19	1.59	1.99	OC	0.40	0.81	1.21	1.61	2.01
OB	0.40	0.80	1.19	1.59	1.99	OD	0.40	0.81	1.21	1.61	2.01

	0	5	15	25	35	45	55	65	75	85
OA	8673.21	8406.76	6346.70	3284.74	404.59	6.55	0.00	0.00	0.00	0.00
OB	8673.21	8406.76	6346.70	3284.74	404.59	6.55	0.00	0.00	0.00	0.00
OC	8673.21	8413.86	6432.43	3345.89	444.99	10.37	0.00	0.00	0.00	0.00
OD	8673.21	8413.86	6432.43	3345.89	444.99	10.37	0.00	0.00	0.00	0.00



H[m]	D[m]	Max lux	Med lux	Alpha=21.7°+21.7°	G=0.0
1.00	0.80	8673	5003		
2.00	1.59	2168	1251		
3.00	2.39	964	556		
4.00	3.18	542	313		
5.00	3.98	347	200		

H[m]	D[m]	Max lux	Med lux	Beta=21.9°+21.9°	G=0.0
1.00	0.81	8673	5003		
2.00	1.61	2168	1251		
3.00	2.42	964	556		
4.00	3.22	542	313		
5.00	4.03	347	200		

**Luminaire**

Code 90729Q460  
Name CORA /E L60W60 4 BOPTICS K3 830 HO

**Measurem.**

Code 28/7/2023  
Name CORA /E L60W60 4 BOPTICS K3 830 HO

Luminaire Flux	4355 lm	Luminaire Power	33.7 W	Efficacy	129.117 lm/W	Efficiency	79.76%
Source Flux	5460 lm	Maximum value	1588.50 cd/klm	Position	C=0.00 G=0.00	CG	Double Symmetrical

**UGR**  
S = 0.250

Reflectancies										
Ceiling/Cavity	0.7	0.7	0.5	0.5	0.3	0.7	0.7	0.5	0.5	0.3
Walls	0.5	0.3	0.5	0.3	0.3	0.5	0.3	0.5	0.3	0.3
Working Plane	0.2	0.2	0.2	0.2	0.2	0.2	0.2	0.2	0.2	0.2
Room Dimensions										
Lateral View					Viewed Endwise					
x=2H y=2H	2.1	2.7	2.3	2.9	3.1	2.2	2.9	2.5	3.1	3.3
x=2H y=3H	2.0	2.5	2.2	2.8	3.0	2.1	2.7	2.4	2.9	3.1
x=2H y=4H	1.9	2.5	2.2	2.7	3.0	2.0	2.6	2.3	2.8	3.1
x=2H y=6H	1.8	2.3	2.2	2.6	2.9	2.0	2.5	2.3	2.8	3.0
x=2H y=8H	1.8	2.3	2.1	2.6	2.8	1.9	2.4	2.3	2.7	3.0
x=2H y=12H	1.8	2.2	2.1	2.5	2.8	1.9	2.3	2.2	2.6	2.9
x=4H y=2H	1.9	2.5	2.2	2.7	3.0	2.0	2.6	2.3	2.8	3.1
x=4H y=3H	1.8	2.2	2.1	2.5	2.8	1.9	2.3	2.2	2.6	2.9
x=4H y=4H	1.7	2.1	2.1	2.4	2.8	1.8	2.2	2.2	2.5	2.9
x=4H y=6H	1.6	1.9	2.0	2.3	2.7	1.8	2.1	2.2	2.4	2.8
x=4H y=8H	1.6	1.8	2.0	2.2	2.6	1.7	2.0	2.1	2.4	2.8
x=4H y=12H	1.5	1.8	2.0	2.2	2.6	1.7	1.9	2.1	2.3	2.7
x=8H y=4H	1.6	1.8	2.0	2.2	2.6	1.7	2.0	2.1	2.4	2.8
x=8H y=6H	1.5	1.7	1.9	2.1	2.6	1.6	1.8	2.1	2.3	2.7
x=8H y=8H	1.4	1.6	1.9	2.0	2.5	1.6	1.7	2.0	2.2	2.7
x=8H y=12H	1.4	1.5	1.9	2.0	2.5	1.5	1.7	2.0	2.1	2.6
x=12H y=4H	1.5	1.8	2.0	2.2	2.6	1.7	1.9	2.1	2.3	2.7
x=12H y=6H	1.4	1.6	1.9	2.0	2.5	1.6	1.7	2.0	2.2	2.7
x=12H y=8H	1.4	1.5	1.9	2.0	2.5	1.5	1.7	2.0	2.1	2.6

**Luminaire**

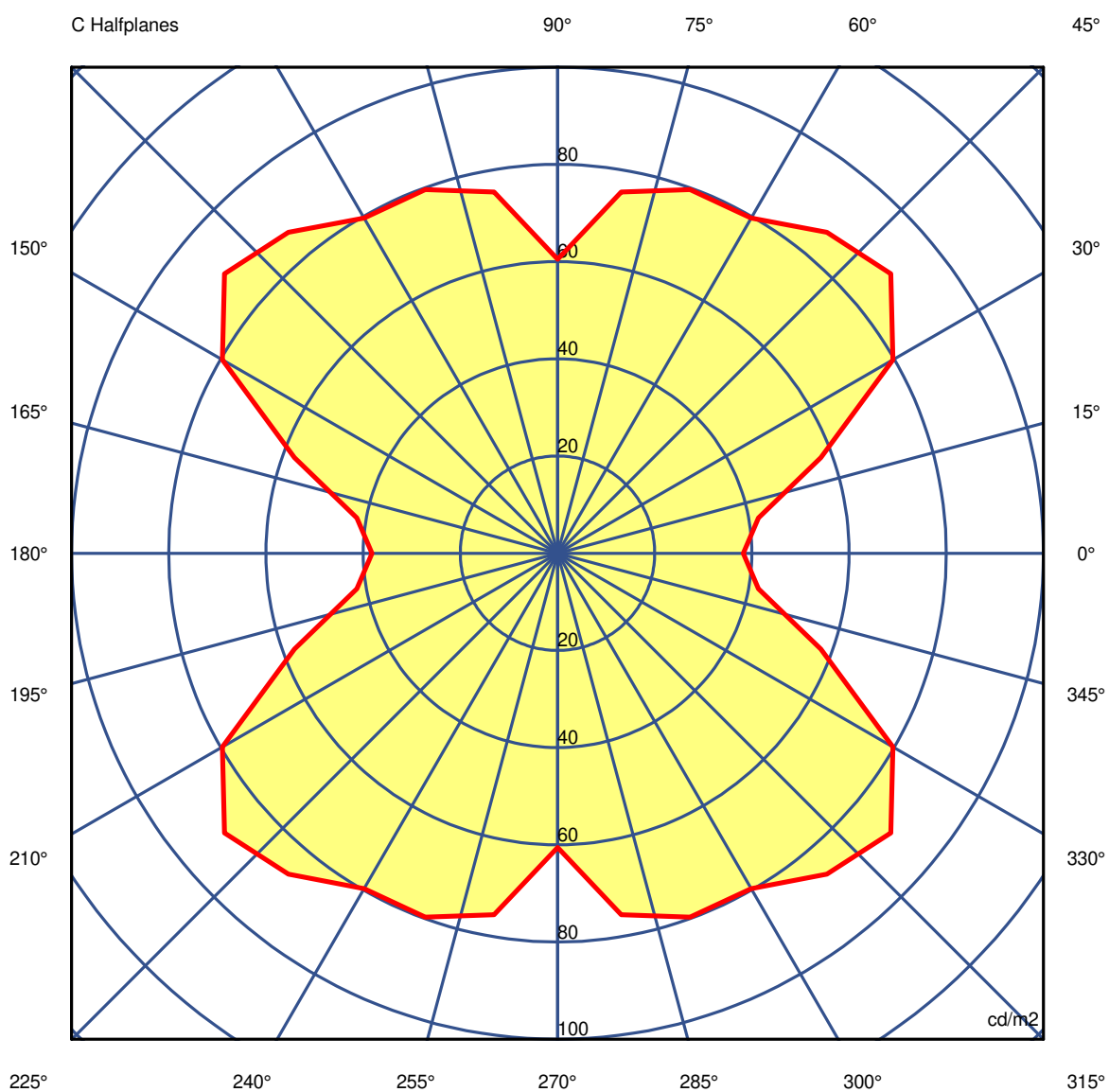
Code 90729Q460  
Name CORA /E L60W60 4 BOPTICS K3 830 HO

**Measurem.**

Code 28/7/2023  
Name CORA /E L60W60 4 BOPTICS K3 830 HO

Luminaire Flux	4355 lm	Luminaire Power	33.7 W	Efficacy	129.117 lm/W	Efficiency	79.76%
Source Flux	5460 lm	Maximum value	1588.50 cd/klm	Position	C=0.00 G=0.00	CG Double Symmetrical	

Luminance



45.0°

**Luminaire**

Code 90729Q460

Name CORA /E L60W60 4 BOPTICS K3 830 HO

**Measurem.**

Code 28/7/2023

Name CORA /E L60W60 4 BOPTICS K3 830 HO

Luminaire Flux	4355 lm	Luminaire Power		33.7 W		Efficacy		129.117 lm/W		Efficiency		79.76%	
Source Flux	5460 lm	Maximum value		1588.50 cd/klm		Position		C=0.00 G=0.00		CG		Double Symmetrical	
Luminance cd/m2 Table 1/3													
	C 0.00	C 10.00	C 20.00	C 30.00	C 40.00	C 50.00	C 60.00	C 70.00	C 80.00	C 90.00	C 100.00	C 110.00	C 120.00
G 0.0	35789	35789	35789	35789	35789	35789	35789	35789	35789	35789	35789	35789	35789
G 5.0	34822	34797	34803	34822	34811	34816	34844	34849	34851	34851	34851	34849	34844
G 10.0	32328	32345	32374	32413	32452	32513	32591	32655	32688	32699	32688	32655	32591
G 15.0	27112	27160	27176	27185	27235	27274	27320	27437	27503	27479	27503	27437	27320
G 20.0	21132	21147	21152	21154	21176	21247	21346	21411	21432	21425	21432	21411	21346
G 25.0	14955	14935	14939	14985	15069	15138	15184	15236	15256	15234	15256	15236	15184
G 30.0	6251	6279	6337	6387	6368	6372	6387	6306	6231	6212	6231	6306	6387
G 35.0	2038	2064	2097	2140	2183	2212	2225	2237	2242	2242	2242	2237	2225
G 40.0	274	295	353	426	458	463	453	420	381	344	381	420	453
G 45.0	38	42	58	80	90	86	80	80	76	61	76	80	80
G 50.0	42	42	42	42	42	42	42	42	42	42	42	42	42
G 55.0	0	0	0	0	32	53	47	32	16	0	16	32	47
G 60.0	0	0	0	0	0	0	0	0	0	0	0	0	0
G 65.0	0	0	0	0	0	0	0	0	0	0	0	0	0
G 70.0	0	0	0	0	0	0	0	0	0	0	0	0	0
G 75.0	0	0	0	0	0	0	0	0	0	0	0	0	0
G 80.0	0	0	0	0	0	0	0	0	0	0	0	0	0
G 85.0	0	0	0	0	0	0	0	0	0	0	0	0	0
G 90.0	0	0	0	0	0	0	0	0	0	0	0	0	0

**Luminaire**

Code 90729Q460

Name CORA /E L60W60 4 BOPTICS K3 830 HO

**Measurement**

Code 28/7/2023

Name CORA /E L60W60 4 BOPTICS K3 830 HO

Luminaire Flux	4355 lm		Luminaire Power		33.7 W		Efficacy		129.117 lm/W		Efficiency		79.76%	
Source Flux	5460 lm		Maximum value		1588.50 cd/klm		Position		C=0.00 G=0.00		CG		Double Symmetrical	
Luminance cd/m2 Table 2/3														
	C 130.00	C 140.00	C 150.00	C 160.00	C 170.00	C 180.00	C 190.00	C 200.00	C 210.00	C 220.00	C 230.00	C 240.00	C 250.00	
G 0.0	35789	35789	35789	35789	35789	35789	35789	35789	35789	35789	35789	35789	35789	
G 5.0	34816	34811	34822	34803	34797	34822	34797	34803	34822	34811	34816	34844	34849	
G 10.0	32513	32452	32413	32374	32345	32328	32345	32374	32413	32452	32513	32591	32655	
G 15.0	27274	27235	27185	27176	27160	27112	27160	27176	27185	27235	27274	27320	27437	
G 20.0	21247	21176	21154	21152	21147	21132	21147	21152	21154	21176	21247	21346	21411	
G 25.0	15138	15069	14985	14939	14935	14955	14935	14939	14985	15069	15138	15184	15236	
G 30.0	6372	6368	6387	6337	6279	6251	6279	6337	6387	6368	6372	6387	6306	
G 35.0	2212	2183	2140	2097	2064	2038	2064	2097	2140	2183	2212	2225	2237	
G 40.0	463	458	426	353	295	274	295	353	426	458	463	453	420	
G 45.0	86	90	80	58	42	38	42	58	80	90	86	80	80	
G 50.0	42	42	42	42	42	42	42	42	42	42	42	42	42	
G 55.0	53	32	0	0	0	0	0	0	0	32	53	47	32	
G 60.0	0	0	0	0	0	0	0	0	0	0	0	0	0	
G 65.0	0	0	0	0	0	0	0	0	0	0	0	0	0	
G 70.0	0	0	0	0	0	0	0	0	0	0	0	0	0	
G 75.0	0	0	0	0	0	0	0	0	0	0	0	0	0	
G 80.0	0	0	0	0	0	0	0	0	0	0	0	0	0	
G 85.0	0	0	0	0	0	0	0	0	0	0	0	0	0	
G 90.0	0	0	0	0	0	0	0	0	0	0	0	0	0	

**Luminaire**

Code 90729Q460

Name CORA /E L60W60 4 BOPTICS K3 830 HO

**Measurem.**

Code 28/7/2023

Name CORA /E L60W60 4 BOPTICS K3 830 HO

Luminaire Flux	4355 lm	Luminaire Power	33.7 W	Efficacy	129.117 lm/W	Efficiency	79.76%
Source Flux	5460 lm	Maximum value	1588.50 cd/klm	Position	C=0.00 G=0.00	CG	Double Symmetrical

**Luminance cd/m2 Table 3/3**

	C 260.00	C 270.00	C 280.00	C 290.00	C 300.00	C 310.00	C 320.00	C 330.00	C 340.00	C 350.00
G 0.0	35789	35789	35789	35789	35789	35789	35789	35789	35789	35789
G 5.0	34851	34851	34851	34849	34844	34816	34811	34822	34803	34797
G 10.0	32688	32699	32688	32655	32591	32513	32452	32413	32374	32345
G 15.0	27503	27479	27503	27437	27320	27274	27235	27185	27176	27160
G 20.0	21432	21425	21432	21411	21346	21247	21176	21154	21152	21147
G 25.0	15256	15234	15256	15236	15184	15138	15069	14985	14939	14935
G 30.0	6231	6212	6231	6306	6387	6372	6368	6387	6337	6279
G 35.0	2242	2242	2242	2237	2225	2212	2183	2140	2097	2064
G 40.0	381	344	381	420	453	463	458	426	353	295
G 45.0	76	61	76	80	80	86	90	80	58	42
G 50.0	42	42	42	42	42	42	42	42	42	42
G 55.0	16	0	16	32	47	53	32	0	0	0
G 60.0	0	0	0	0	0	0	0	0	0	0
G 65.0	0	0	0	0	0	0	0	0	0	0
G 70.0	0	0	0	0	0	0	0	0	0	0
G 75.0	0	0	0	0	0	0	0	0	0	0
G 80.0	0	0	0	0	0	0	0	0	0	0
G 85.0	0	0	0	0	0	0	0	0	0	0
G 90.0	0	0	0	0	0	0	0	0	0	0