

Luminaire

Code 90825L036
Name AURA L0600 LIGHT+ 830
Line Eulumat

Measurem.

Code 7/7/2023
Name AURA L0600 LIGHT+ 830
Date 07-07-2023

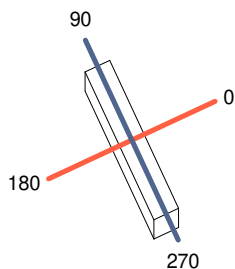
Source

Code LED 830 - 01
Number 1
Position

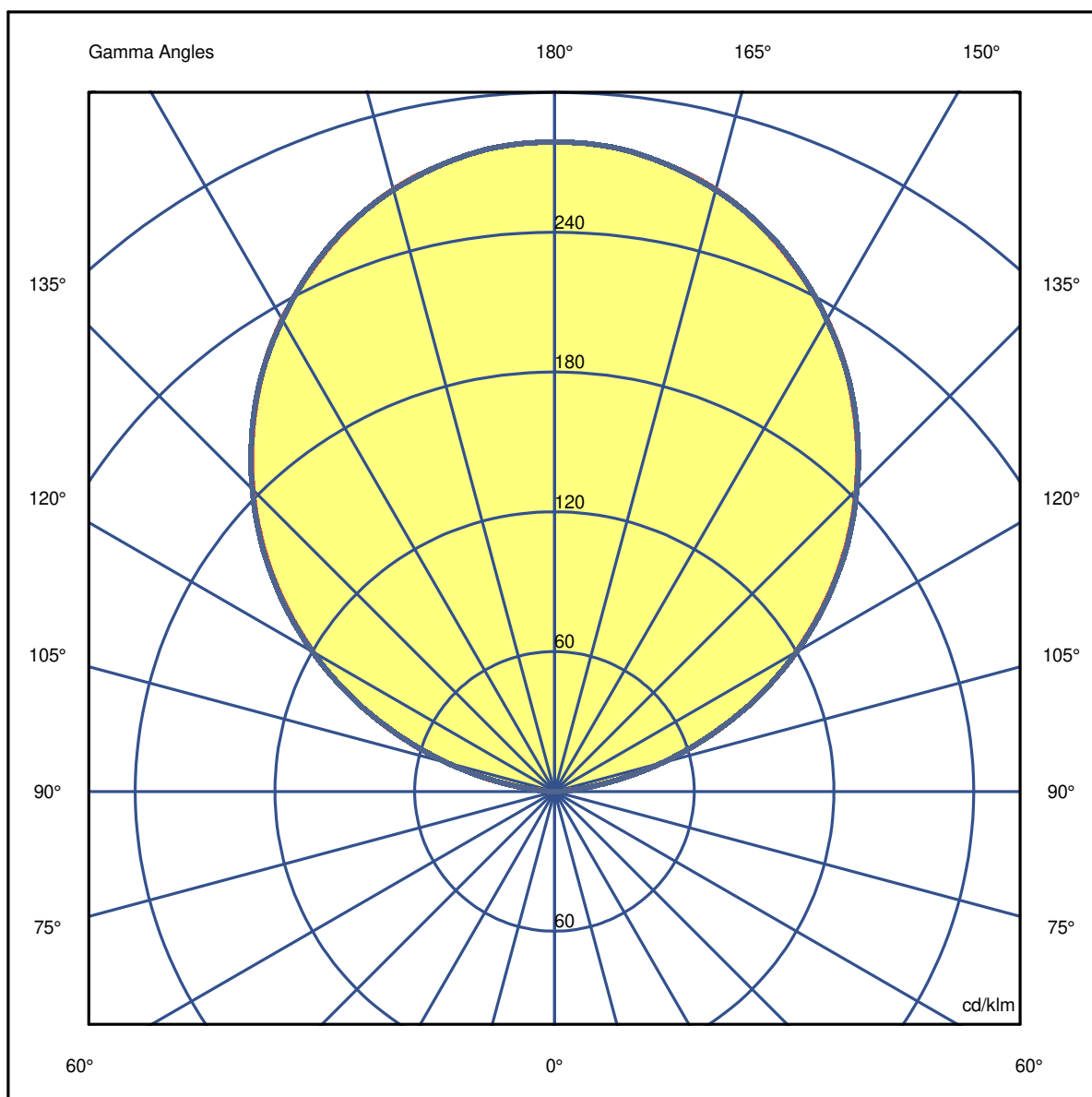
Luminaire Flux	3861 lm	Luminaire Power	30.7 W	Efficacy	125.653 lm/W	Efficiency	77.91%
Source Flux	4956 lm	Maximum value	278.80 cd/klm	Position	C=0.00 G=180.00	CG	Double Symmetrical

600mm x 100mm

C Halfplanes



180.0 ————— 0.0
270.0 ————— 90.0

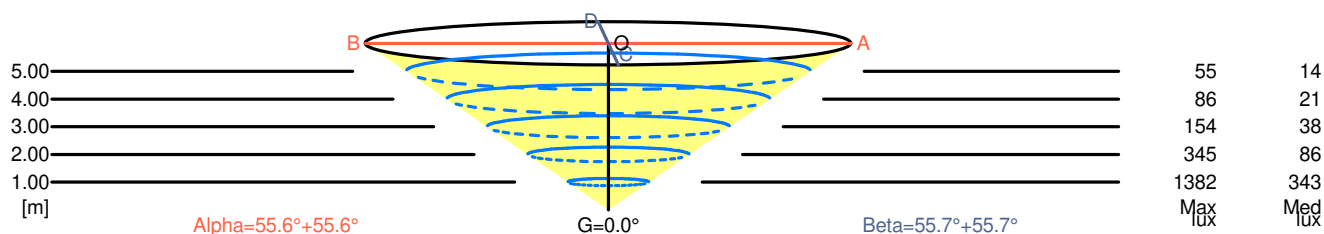


Luminaire		Measurem.		Source			
Code	90825L036	Code	7/7/2023	Code	LED 830 - 01		
Name	AURA L0600 LIGHT+ 830	Name	AURA L0600 LIGHT+ 830	Number	1		
Line	Eulumdat	Date	07-07-2023	Position			
Luminaire Flux	3861 lm	Luminaire Power	30.7 W	Efficacy	125.653 lm/W	Efficiency	77.91%
Source Flux	4956 lm	Maximum value	278.80 cd/klm	Position	C=0.00 G=180.00	CG	Double Symmetrical

Width at 50.00 % of Max Intensity

H[m]	1.00	2.00	3.00	4.00	5.00	H[m]	1.00	2.00	3.00	4.00	5.00
OA	1.46	2.92	4.38	5.85	7.31	OC	1.47	2.93	4.40	5.87	7.34
OB	1.46	2.92	4.38	5.85	7.31	OD	1.47	2.93	4.40	5.87	7.34

	Luminous Intensities [cd/klm]									
	0	5	15	25	35	45	55	65	75	85
OA	1381.73	1376.28	1325.73	1224.13	1084.87	908.43	704.25	478.25	237.89	33.21
OB	1381.73	1376.28	1325.73	1224.13	1084.87	908.43	704.25	478.25	237.89	33.21
OC	1381.73	1376.28	1324.74	1225.62	1085.36	909.92	706.73	478.25	237.89	38.16
OD	1381.73	1376.28	1324.74	1225.62	1085.36	909.92	706.73	478.25	237.89	38.16



5.00	14.61	55	14			
4.00	11.69	86	21			
3.00	8.77	154	38			
2.00	5.85	345	86			
1.00	2.92	1382	343			
H[m]	D[m]	Max lux	Med lux	Alpha=55.6°+55.6°	G=0.0	

5.00	14.67	55	14			
4.00	11.74	86	21			
3.00	8.80	154	38			
2.00	5.87	345	86			
1.00	2.93	1382	343			
H[m]	D[m]	Max lux	Med lux	Beta=55.7°+55.7°	G=0.0	

Luminaire			Measurem.			Source	
Code	90825L036		Code	7/7/2023		Code	LED 830 - 01
Name	AURA L0600 LIGHT+ 830		Name	AURA L0600 LIGHT+ 830		Number	1
Line	Eulumat		Date	07-07-2023		Position	
Luminaire Flux	3861 lm	Luminaire Power	30.7 W	Efficacy	125.653 lm/W	Efficiency	77.91%
Source Flux	4956 lm	Maximum value	278.80 cd/klm	Position	C=0.00 G=180.00	CG	Double Symmetrical

UGR
S = 0.250

Reflectancies										
Ceiling/Cavity	0.7	0.7	0.5	0.5	0.3	0.7	0.7	0.5	0.5	0.3
Walls	0.5	0.3	0.5	0.3	0.3	0.5	0.3	0.5	0.3	0.3
Working Plane	0.2	0.2	0.2	0.2	0.2	0.2	0.2	0.2	0.2	0.2
Room Dimensions										
Lateral View						Viewed Endwise				
x=2H y=2H	< 0	< 0	< 0	< 0	< 0	< 0	< 0	< 0	< 0	< 0
x=2H y=3H	< 0	< 0	< 0	< 0	< 0	< 0	< 0	< 0	< 0	< 0
x=2H y=4H	< 0	< 0	< 0	< 0	< 0	< 0	< 0	< 0	< 0	< 0
x=2H y=6H	< 0	< 0	< 0	< 0	< 0	< 0	< 0	< 0	< 0	< 0
x=2H y=8H	< 0	< 0	< 0	< 0	< 0	< 0	< 0	< 0	< 0	< 0
x=2H y=12H	< 0	< 0	< 0	< 0	< 0	< 0	< 0	< 0	< 0	< 0
x=4H y=2H	< 0	< 0	< 0	< 0	< 0	< 0	< 0	< 0	< 0	< 0
x=4H y=3H	< 0	< 0	< 0	< 0	< 0	< 0	< 0	< 0	< 0	< 0
x=4H y=4H	< 0	< 0	< 0	< 0	< 0	< 0	< 0	< 0	< 0	< 0
x=4H y=6H	< 0	< 0	< 0	< 0	< 0	< 0	< 0	< 0	< 0	< 0
x=4H y=8H	< 0	< 0	< 0	< 0	< 0	< 0	< 0	< 0	< 0	< 0
x=4H y=12H	< 0	< 0	< 0	< 0	< 0	< 0	< 0	< 0	< 0	< 0
x=8H y=4H	< 0	< 0	< 0	< 0	< 0	< 0	< 0	< 0	< 0	< 0
x=8H y=6H	< 0	< 0	< 0	< 0	< 0	< 0	< 0	< 0	< 0	< 0
x=8H y=8H	< 0	< 0	< 0	< 0	< 0	< 0	< 0	< 0	< 0	< 0
x=8H y=12H	< 0	< 0	< 0	< 0	< 0	< 0	< 0	< 0	< 0	< 0
x=12H y=4H	< 0	< 0	< 0	< 0	< 0	< 0	< 0	< 0	< 0	< 0
x=12H y=6H	< 0	< 0	< 0	< 0	< 0	< 0	< 0	< 0	< 0	< 0
x=12H y=8H	< 0	< 0	< 0	< 0	< 0	< 0	< 0	< 0	< 0	< 0

Luminaire

Code 90825L036
Name AURA L0600 LIGHT+ 830
Line Eulumdat

Measurem.

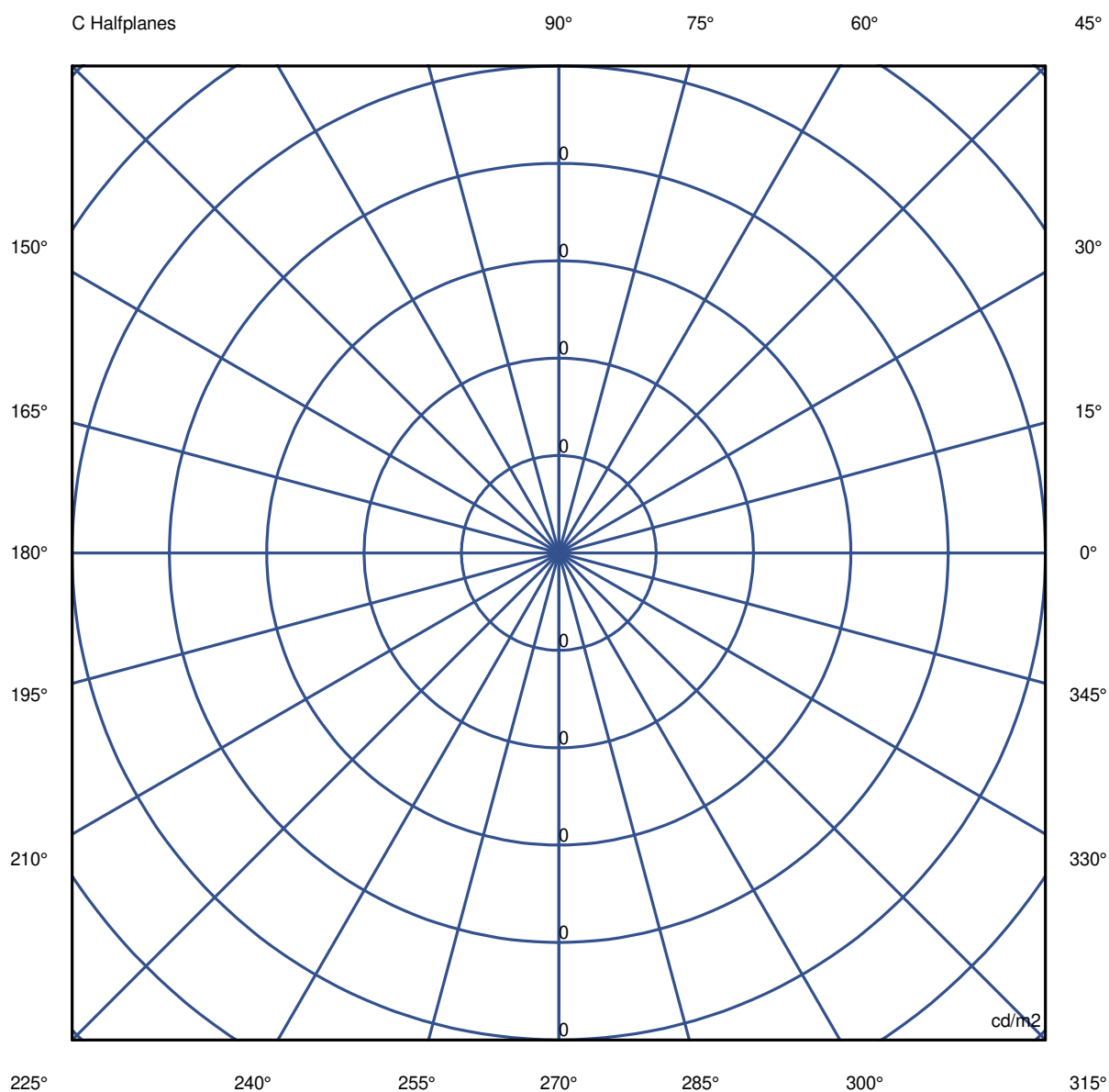
Code 7/7/2023
Name AURA L0600 LIGHT+ 830
Date 07-07-2023

Source

Code LED 830 - 01
Number 1
Position

Luminaire Flux	3861 lm	Luminaire Power	30.7 W	Efficacy	125.653 lm/W	Efficiency	77.91%
Source Flux	4956 lm	Maximum value	278.80 cd/klm	Position	C=0.00 G=180.00	CG	Double Symmetrical

Luminance



45.0°

Luminaire				Measurem.				Source							
Code	90825L036			Code	7/7/2023			Code	LED 830 - 01						
Name	AURA L0600 LIGHT+ 830			Name	AURA L0600 LIGHT+ 830			Number	1						
Line	Eulumdat			Date	07-07-2023			Position							
Luminaire Flux		3861 lm		Luminaire Power		30.7 W		Efficacy		125.653 lm/W		Efficiency		77.91%	
Source Flux		4956 lm		Maximum value		278.80 cd/klm		Position		C=0.00 G=180.00		CG		Double Symmetrical	
Luminance cd/m2														Table 1/3	
	C 0.00	C 10.00	C 20.00	C 30.00	C 40.00	C 50.00	C 60.00	C 70.00	C 80.00	C 90.00	C 100.00	C 110.00	C 120.00		
G 0.0	0	0	0	0	0	0	0	0	0	0	0	0	0	0	0
G 5.0	0	0	0	0	0	0	0	0	0	0	0	0	0	0	0
G 10.0	0	0	0	0	0	0	0	0	0	0	0	0	0	0	0
G 15.0	0	0	0	0	0	0	0	0	0	0	0	0	0	0	0
G 20.0	0	0	0	0	0	0	0	0	0	0	0	0	0	0	0
G 25.0	0	0	0	0	0	0	0	0	0	0	0	0	0	0	0
G 30.0	0	0	0	0	0	0	0	0	0	0	0	0	0	0	0
G 35.0	0	0	0	0	0	0	0	0	0	0	0	0	0	0	0
G 40.0	0	0	0	0	0	0	0	0	0	0	0	0	0	0	0
G 45.0	0	0	0	0	0	0	0	0	0	0	0	0	0	0	0
G 50.0	0	0	0	0	0	0	0	0	0	0	0	0	0	0	0
G 55.0	0	0	0	0	0	0	0	0	0	0	0	0	0	0	0
G 60.0	0	0	0	0	0	0	0	0	0	0	0	0	0	0	0
G 65.0	0	0	0	0	0	0	0	0	0	0	0	0	0	0	0
G 70.0	0	0	0	0	0	0	0	0	0	0	0	0	0	0	0
G 75.0	0	0	0	0	0	0	0	0	0	0	0	0	0	0	0
G 80.0	0	0	0	0	0	0	0	0	0	0	0	0	0	0	0
G 85.0	0	0	0	0	0	0	0	0	0	0	0	0	0	0	0
G 90.0	0	0	0	0	0	0	0	0	0	0	0	0	0	0	0

Luminaire				Measurem.				Source							
Code	90825L036			Code	7/7/2023			Code	LED 830 - 01						
Name	AURA L0600 LIGHT+ 830			Name	AURA L0600 LIGHT+ 830			Number	1						
Line	Eulumdat			Date	07-07-2023			Position							
Luminaire Flux		3861 lm		Luminaire Power		30.7 W		Efficacy		125.653 lm/W		Efficiency		77.91%	
Source Flux		4956 lm		Maximum value		278.80 cd/klm		Position		C=0.00 G=180.00		CG		Double Symmetrical	
Luminance cd/m2 Table 2/3															
	C 130.00	C 140.00	C 150.00	C 160.00	C 170.00	C 180.00	C 190.00	C 200.00	C 210.00	C 220.00	C 230.00	C 240.00	C 250.00		
G 0.0	0	0	0	0	0	0	0	0	0	0	0	0	0	0	0
G 5.0	0	0	0	0	0	0	0	0	0	0	0	0	0	0	0
G 10.0	0	0	0	0	0	0	0	0	0	0	0	0	0	0	0
G 15.0	0	0	0	0	0	0	0	0	0	0	0	0	0	0	0
G 20.0	0	0	0	0	0	0	0	0	0	0	0	0	0	0	0
G 25.0	0	0	0	0	0	0	0	0	0	0	0	0	0	0	0
G 30.0	0	0	0	0	0	0	0	0	0	0	0	0	0	0	0
G 35.0	0	0	0	0	0	0	0	0	0	0	0	0	0	0	0
G 40.0	0	0	0	0	0	0	0	0	0	0	0	0	0	0	0
G 45.0	0	0	0	0	0	0	0	0	0	0	0	0	0	0	0
G 50.0	0	0	0	0	0	0	0	0	0	0	0	0	0	0	0
G 55.0	0	0	0	0	0	0	0	0	0	0	0	0	0	0	0
G 60.0	0	0	0	0	0	0	0	0	0	0	0	0	0	0	0
G 65.0	0	0	0	0	0	0	0	0	0	0	0	0	0	0	0
G 70.0	0	0	0	0	0	0	0	0	0	0	0	0	0	0	0
G 75.0	0	0	0	0	0	0	0	0	0	0	0	0	0	0	0
G 80.0	0	0	0	0	0	0	0	0	0	0	0	0	0	0	0
G 85.0	0	0	0	0	0	0	0	0	0	0	0	0	0	0	0
G 90.0	0	0	0	0	0	0	0	0	0	0	0	0	0	0	0

Luminaire		Measurem.				Source				
Code	90825L036	Code	7/7/2023		Code	LED 830 - 01				
Name	AURA L0600 LIGHT+ 830	Name	AURA L0600 LIGHT+ 830		Number	1				
Line	Eulumdat	Date	07-07-2023		Position					
Luminaire Flux	3861 lm	Luminaire Power	30.7 W	Efficacy	125.653 lm/W	Efficiency	77.91%			
Source Flux	4956 lm	Maximum value	278.80 cd/klm	Position	C=0.00 G=180.00	CG	Double Symmetrical			
Luminance cd/m2 Table 3/3										
	C 260.00	C 270.00	C 280.00	C 290.00	C 300.00	C 310.00	C 320.00	C 330.00	C 340.00	C 350.00
G 0.0	0	0	0	0	0	0	0	0	0	0
G 5.0	0	0	0	0	0	0	0	0	0	0
G 10.0	0	0	0	0	0	0	0	0	0	0
G 15.0	0	0	0	0	0	0	0	0	0	0
G 20.0	0	0	0	0	0	0	0	0	0	0
G 25.0	0	0	0	0	0	0	0	0	0	0
G 30.0	0	0	0	0	0	0	0	0	0	0
G 35.0	0	0	0	0	0	0	0	0	0	0
G 40.0	0	0	0	0	0	0	0	0	0	0
G 45.0	0	0	0	0	0	0	0	0	0	0
G 50.0	0	0	0	0	0	0	0	0	0	0
G 55.0	0	0	0	0	0	0	0	0	0	0
G 60.0	0	0	0	0	0	0	0	0	0	0
G 65.0	0	0	0	0	0	0	0	0	0	0
G 70.0	0	0	0	0	0	0	0	0	0	0
G 75.0	0	0	0	0	0	0	0	0	0	0
G 80.0	0	0	0	0	0	0	0	0	0	0
G 85.0	0	0	0	0	0	0	0	0	0	0
G 90.0	0	0	0	0	0	0	0	0	0	0